

SPECIFICATIONS

Model name	Provided with automatic thread trimmer	LZ-2290CF-7	LZ-2290CS-7
	Not provided with thread trimmer	—	LZ-2290CS
Specification		Full digital type	Digital type
Max. sewing speed*2		5,000 sti/min*1 (4,000 sti/min at the time of shipment*1)	
Max. zigzag width		Standard 8 mm (up to 10 mm by changing the gauge)	
Needle throwing mechanism		Motor control	
Feed mechanism (horizontal direction)		Motor control	
Feed mechanism (vertical direction)		Motor control	Mechanical type
Max. feed amount		5.0mm (2.5 mm at the time of shipment)	
Thread take-up lever		Rotary thread take-up lever	
Thread tension control mechanism		Rotary active tension	Rotary type (spring-adjustment type)
Multi-layered portion detection device		Provided	Not provided
Presser system		Spring type (AK156 active presser type is digital type)	Spring type
Amount of lift of presser foot		Hand lifter: 5.5mm / Knee-lifter: 10mm / Auto-lifter: 10mm	
Auto-lifter		Selected on the machine head (motor control)	
Hook		DP hook (titanium-coated inner hook)	
Needle (at the time of shipment)		ORGAN DP x 5 (#10), SCHMETZ 438 (Nm 75)	
Operation panel		Color touch panel (provided with the NFC function)	
Number of standard sewing patterns		11 types, 20 patterns	
Memory capacity for custom patterns		200 patterns	
Max. number of stitches		500 stitches/pattern	
Continuous sewing pattern		Max. 20 patterns, 20 steps; 2,000 stitches/step	
Main body input function		Provided (through the operation panel)	
Hand switch		Triple switch (custom-setting is possible)	
LED		Provided as standard (provided with the dimmer / toning functions)	
Bobbin winder		Built in the top part of machine head	
Machine head drive		Compact AC servomotor: 400 W (direct-drive type)	
Oiling		Semi dry (Frame: Lubricated with grease; Hook: Oil is supplied from the tank)	
Lubricating oil		JUKI New Defrix Oil No. 1 (equivalent to ISO VG7)	
Distance from machine arm to needle / Bed size		300mm / 517mm X 178mm	
Power consumption		600VA	530VA
Product weight		49.8kg	Provided with thread trimmer: 49.0kg Not provided with thread trimmer: 48.4kg

*1 sti/min is the abbreviation for 'stitches per minute'. *2 The maximum sewing speed varies depending on the stitch shape.

WHEN YOU PLACE ORDERS

Please note when placing orders, that the model name should be written as follows:

Machine head

● without automatic thread trimmer **LZ2290CS0B**

● with automatic thread trimmer **LZ2290C□7□B□□□□□□**

Digital Specifications	Code	Wiper, Nipper and one-touch type reverse feed	Code	Automatic foot lifter	Code
Full digital type	F	Wiper		Not provided	
Digital type	S	One-touch type reverse feed	WB	Standard presser type	AK155
			0B	Active presser type	AK156

*AK156 is available for *F* only.

Control box

SC95□A□

Digital type	Code	Power supply	Code
Full digital type	5	Single-phase 100~120V	S
Digital type	6	3-phase 200~240V	D
		Single-phase 200~240V	K
		Single-phase 200~240V (for ce)	N
		Single-phase 200~240V (for china)	U



Registered Organization : JUKI CORPORATION Head Office
The Scope of the Registration : The activities of research, development, design, sales, distribution, and maintenance services of industrial sewing machines, household sewing machines and industrial robots, etc., including sales and maintenance services of data entry systems.



2-11-1, TSURUMAKI, TAMA-SHI,
TOKYO 206-8551, JAPAN
PHONE: (81) 42-357-2370
FAX: (81) 42-357-2274
<https://www.juki.co.jp/en>

JUKI CORPORATION
SEWING MACHINERY & SYSTEMS BUSINESS UNIT

* Specifications and appearance are subject to change without prior notice for improvement.
* Read the instruction manual before putting the machine into service to ensure safety.
* This catalogue prints with environment-friendly soyink on recycle paper.
* Paper from responsible sources FSC™ C001712

APRIL, 2020 Printed in Japan(TN)

LZ-2290C Series

Semi-Dry head, Digital Zigzag Stitch Sewing System

Inspire the Knowledge in Sewing Adjustment

Epoch-making Sewing Systems in history



LZ-2290CF-7

Semi-Dry head, Digital Zigzag Stitch Sewing System

LZ-2290C Series

Digital sewing system proposes the production process added with a computerized new value to all the people who engage in production.

Semi-Dry head, Digital Zigzag Stitch Sewing System

LZ-2290C Series



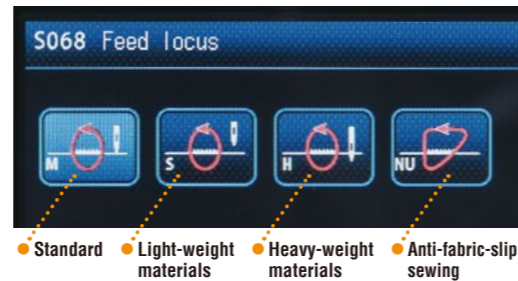
Horizontal-/vertical-drive digital feed mechanism **full digital**

The horizontal-/vertical-feed mechanism is controlled by motor. The sewing machine can be adjusted with ease by operating the operation panel.

The sewing machine provides the best-suited sewing performance according to the process and material.

Change in feed timing has been a time-consuming operation. For the LZ-2290C, however, feed timing can be changed with ease by operating the operation panel. It is therefore possible to set the feed timing so as to produce the seam quality (soft ⇄ standard ⇄ hard) that is suited to the process.


In addition, the feed locus can be changed to that for preventing material slippage. With these improvement, the sewing machine provides further enhanced responsiveness to materials.



Rotary-type active tension has been adopted **full digital**



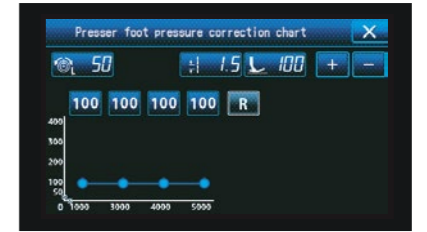
The LZ-2290C is the world's first sewing machine that comes with the rotary-type active tension. Conventionally, it has been difficult to adjust the thread tension when the remaining amount of bobbin thread has reduced. This sewing machine, however, is able to correct and stabilize the thread tension by means of the active tension. In addition, the thread tension can be corrected according to the sewing speed, thereby contributing to improved seam quality.



Active presser type can be selected **full digital**

Thanks to the adoption of the active presser foot, the presser foot pressure can be corrected according to the sewing speed, and jumping during high-speed sewing can be suppressed.


(Select automatic foot lifter AK156 type at the time of factory shipment)



Multi-layered portion detection device is provided **full digital**


The LZ-2290C is provided with the multi-layered portion detection device. Sewing conditions on a flat portion and that on a multi-layered portion of material can be respectively set.

As a result, conventional problems that are likely to occur when sewing a multi-layered portion of material such as stitch gathering and loose stitches can be prevented.




Ex. Stitch gathering

Sewing of diversified patterns is possible



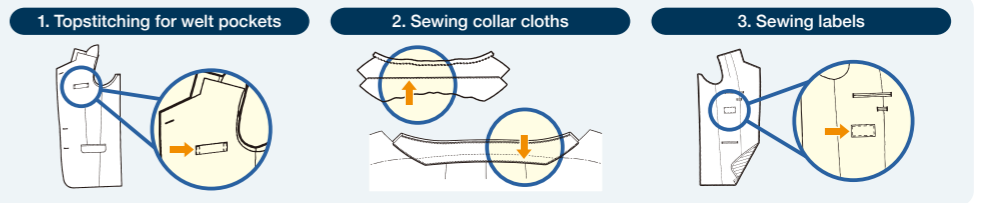
The sewing machine is provided as standard with 11 types/20 patterns of basic stitch shapes. Sewing patterns such as zigzag stitching, T stitching and pattern sewing can be selected on the new operation panel of the main body, thereby substantially increasing the facility operation rate.

In addition, a sewing pattern can be created for the brassiere sewing process for sewing a brassiere while skipping its bone portions. This also helps increase productivity.



For men's garments, the machine is used in processes such as topstitching for welt pockets, sewing collar cloths and sewing labels. For ladies' garments, it can perform pattern stitching for the collars and front bodies of jackets and blouses. In addition, original patterns can be created using the custom pattern feature, enabling the machine to be utilized for a broader range of uses.

Example of use




Sewing pattern

Name of pattern	Straight stitch	Standard zigzag	2-step zigzag	3-step zigzag	Scallop (left)				Scallop (right)				
					Standard	Crescent	Equal-width	Equal-width	Standard	Crescent	Equal-width	Equal-width	
Stitch pattern	—	~	~	~	~	~	~	~	~	~	~	~	~
Number of stitches	1	2	4	6	24				12				

Name of pattern	Blind stitch (left)	Blind stitch (right)	T-shape stitching (left)	T-shape stitching (right)	Pattern stitching 1	Pattern stitching 2 (fagoting)	Pattern stitching 3	Pattern stitching 4	Custom pattern
Stitch pattern	~	~	~	~	~	~	~	~	~
Number of stitches	2+a		3	3	6	6	6	6	Max.500

*The custom pattern data storage capacity has been substantially increased to store 200 patterns in memory.

Custom pattern



Various digitalized functions

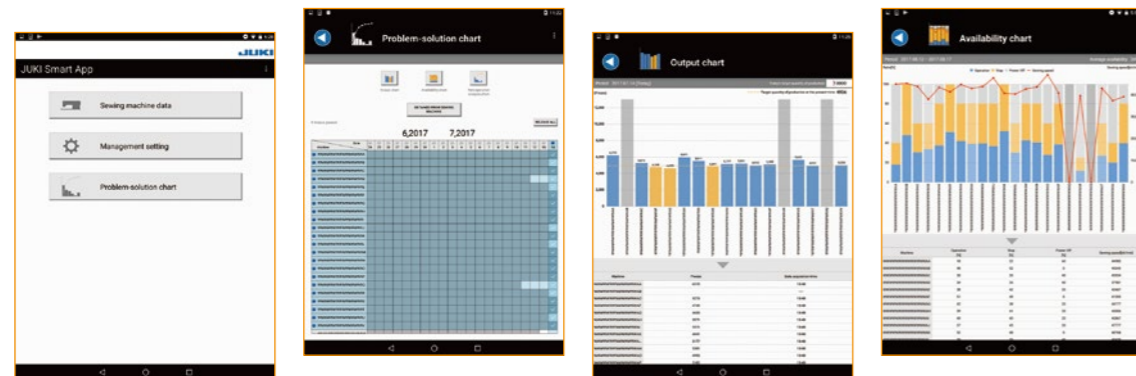
Data and sewing machine management with IoT (Internet of Things)

A "Two-way" contactless communication for parameter adjustment data can be conducted with the sewing machine by a commercial Android terminal. This feature allows sewing machines in a sewing line to be uniformly set and status checked quickly, thereby contributing to stabilization in product quality. Control panel is standardized with USB ports, promising simplicity in data management and system updates.



JUKI Smart APP allows you to send and confirm various data

In the application, there are items of management setting (terminal registration), sewing machine data (sewing data), problem-solution chart. In the problem-solution chart, we can generate production graphs, the availability chart, etc. for each acquired sewing machine data so it can be used for checking the current situation and analyzing it.



*Android OS Version 6.0 is recommended to use JUKI Smart APP. (Operation is confirmed with respect to Versions 5.0 and later.) Contact JUKI distributor in your area for how to use the application software.

The sewing machine can be paired with equipment which supports NFC (Near Field Communication) only by holding the equipment over the sewing machine.

Energy-saving function

Automatic OFF function of the operation-panel backlight

Back light of the panel is automatically turned off in the case the operation panel is not operated for a certain period of time. (The setting is from 1 to 20 minutes.)

Sleep mode (Automatic power-OFF function)

If no operation is carried out for a predetermined period of time, the power supplies to the motor, etc. (The setting is from 1 to 50 minutes.)

*These options can be set up on the operation panel.

JUKI ECO PRODUCTS The LZ-2290C is an eco-friendly product which complies with JUKI ECO PRODUCTS standards for protecting the environment.



The sewing machine complies with the "Juki Group Green Procurement Guidelines" on the use of hazardous substances, which is stricter than other restrictions, such as those of the RoHS Directive.

For details of JUKI ECO PRODUCTS, refer to: <https://www.juki.co.jp/en/company/eco>

*The RoHS Directive is an EU Directive limiting the use of 6 hazardous substances (lead, hexavalent chromium, mercury, cadmium, PBB and PBDE) in electrical and electronic equipment. The Juki Green Procurement Guideline is the voluntarily established criteria to eliminate not only the aforementioned six substances, but also other ones which also adversely affect the environment.

Comfortable working environment is created

Structure with no oil pan



The semi-dry machine head that is supplied with grease has been developed. With this machine head, oil stains on sewn products are reduced.

LED light




The LED light is provided as standard on the undersurface of arm jaw. In addition to the conventional function of the LED light, the color shade can be changed over as "white ⇄ neutral color (initial value) ⇄ incandescent" so as to help reduce the operator's eye fatigue.

Cooling fan



The cooling fan is laid out at the position that is best to reduce the heat generated by the hook unit.

Triple hand switch



Mirror sewing

The triple type hand switch has been introduced. The switch supports many different functions such as touch-back function, mirror function and multi-layered portion correction function.

Back lever

The back lever (reverse-feed lever) is provided as standard so as to support delicate sewing operations.

Hook timing adjustment mode

Hook timing can be safely adjusted while leaving the sewing machine ON by setting operation mode to the "Hook timing adjustment mode" on the operation panel.

OPTION

Description	Part No.	Features
Presser bar	D1501-583-H00	The aforementioned parts are used when a lockstitching type presser foot is installed on the machine. *Presser foot connecting components (Replaceable presser bar) cannot be attached to LZ-2290CF-7/AK-156.
Presser connecting rod (Replaceable presser bar)	D1502-583-H00	
Presser foot connecting foot	B1551-586-000	
Screw	SS-7090910-TP	
Presser adjustment spring (φ1.2)	B1505227T00	To reduce the presser foot pressure when sewing light-weight materials, etc.
Presser adjustment spring (φ1.6)	B1505552000A	To reduce jumping of the presser foot when sewing at a high-speed
Hard-point hook	225-26578	The blade point of this hook prevents abrasion.
Thread tension disk asm.	Dual disks 40017095	
Presser foot asm.	22591564	
Feed dog	10064004	
Throat plate asm.	Gauge set for fagoting 10061554	
Fagoting folder asm.	MAM09700BA0	
Screw	SS5110710SP	
Automatic foot lifter asm.: AK-155	40227990	AK-155 can be retrofitted to LZ2290CF-7 and LZ2290CS-7.

Parts for sewing with thick thread (recommended needle: DP×5 #21, 134SUK Nm130)


[Set part number] ● Standard presser type 402-31251 ● Active presser type 402-31250



Knife unit
225-56054



Presser foot (asm.)
225-80369

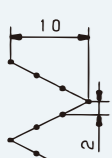
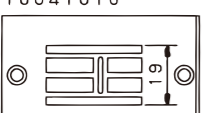

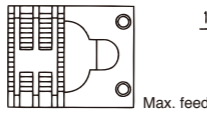
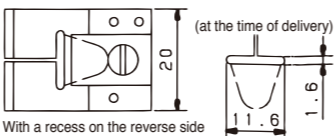


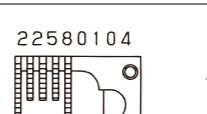
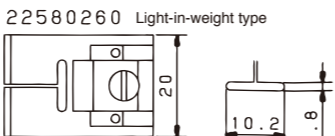
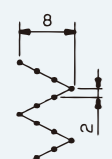
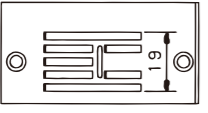
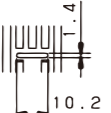
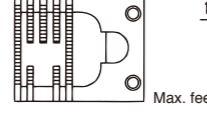
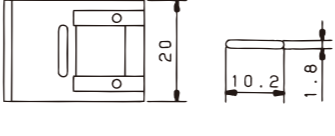


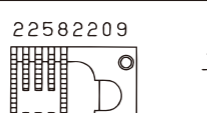
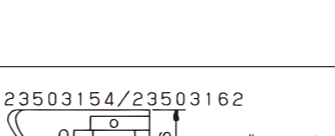
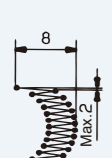
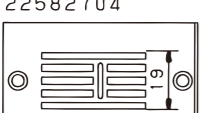

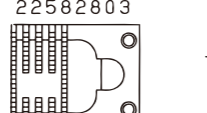
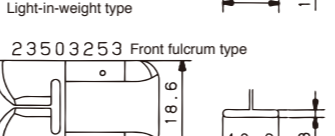
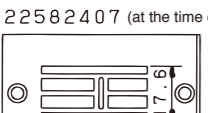

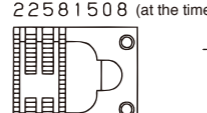
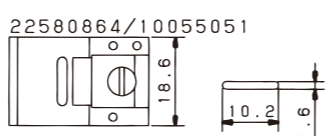
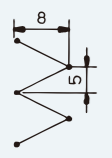


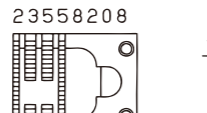
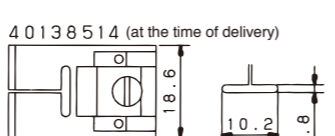
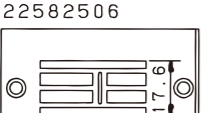

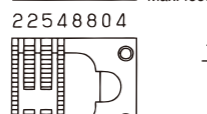
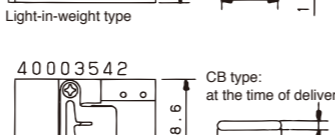
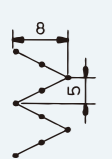
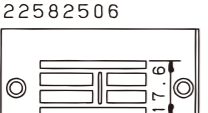

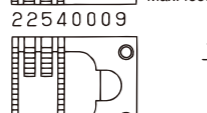
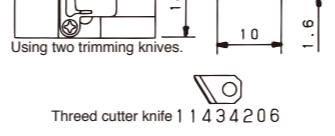
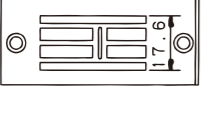
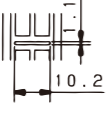
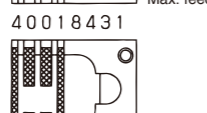
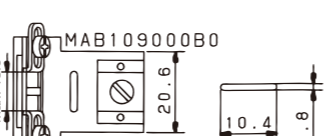
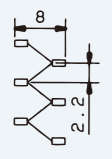
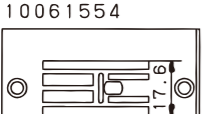
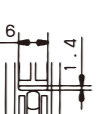
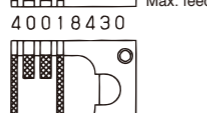
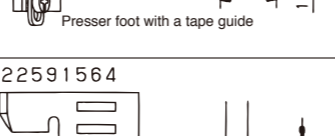
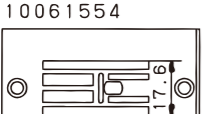
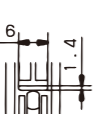
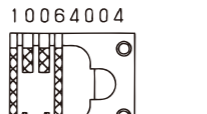


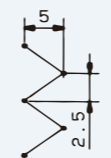
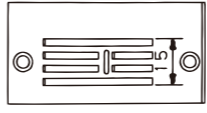
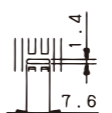
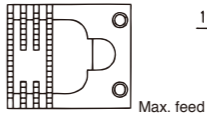
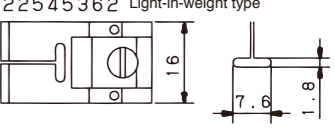
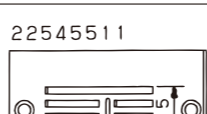
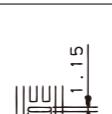
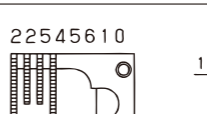
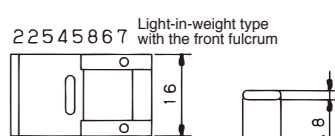
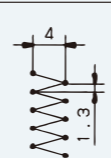
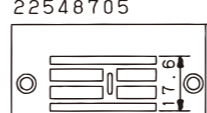

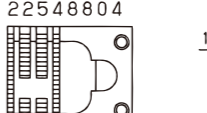
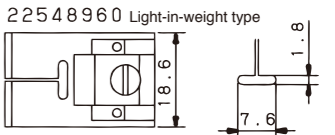


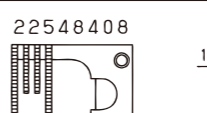

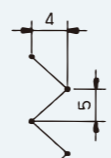
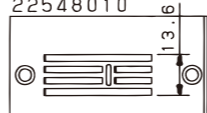

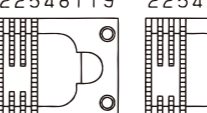
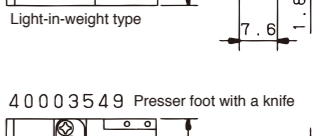
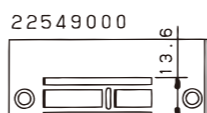

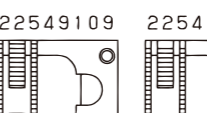

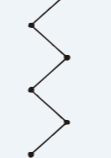

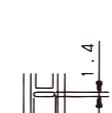
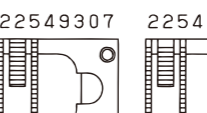
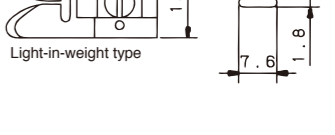

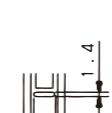
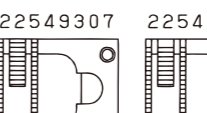
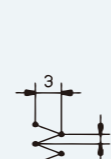
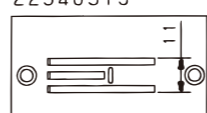

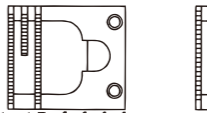
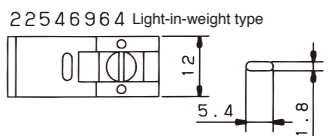
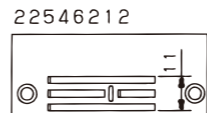
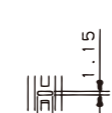
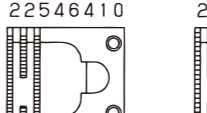
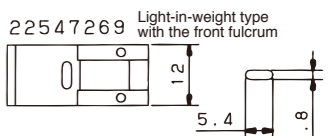
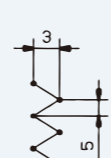
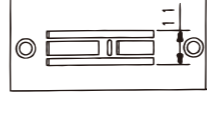
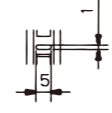
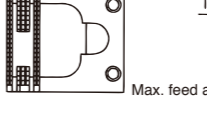
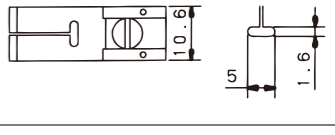
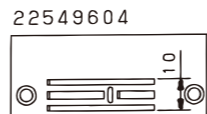


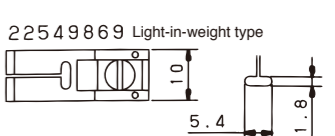
Needle thread guide
D1440-583-H00



Thread tension disk (asm.)
● Standard presser type 400-17095
● Active presser type 401-72470

List of the major gauges

Max zigzag width / Max feed pitch	Throat plate	Feed dog	Presser foot (with finger guard)
	10041010  	10047017  <p>Max. feed amount: 2mm</p>	22580369/10045052  <p>(at the time of delivery)</p> <p>With a recess on the reverse side of the presser foot</p>
	10041101  	22580104  <p>Max. feed amount: 2mm</p>	22580260 Light-in-weight type 
	22580005  	22580500  <p>Max. feed amount: 2mm</p>	22580765 Light-in-weight type with the front fulcrum 
	22582100  	22582209  <p>Max. feed amount: 2mm</p>	23503154/23503162  <p>Light-in-weight type</p>
	22582704  	22582803  <p>Max. feed amount: 2mm</p>	23503253 Front fulcrum type 
	22582407 (at the time of delivery)  	22581508 (at the time of delivery)  <p>Max. feed amount: 2mm</p>	22580864/10055051 
	22582506  	23558208  <p>Max. feed amount: 2mm</p>	40138514 (at the time of delivery)  <p>Light-in-weight type</p>
	22582506  	22548804  <p>Max. feed amount: 1.3mm</p>	40003542 CB type: at the time of delivery  <p>Using two trimming knives.</p>
	22582506  	22540009  <p>Max. feed amount: 5mm</p>	Threed cutter knife 11434206 
	22582506  	40018431  <p>Max. feed amount: 2mm</p>	MAB109000B0  <p>Presser foot with a tape guide</p>
	10061554  	40018430  <p>Max. feed amount: 5mm</p>	22591564 
	10061554  	10064004  <p>Max. feed amount: 2.2mm</p>	

Max zigzag width / Max feed pitch	Throat plate	Feed dog	Presser foot (with finger guard)
	22545008  	22545107  <p>Max. feed amount: 2.5mm</p>	22545362 Light-in-weight type 
	22545511  	22545610  <p>Max. feed amount: 1.6mm</p>	22545867 Light-in-weight type with the front fulcrum 
	22548705  	22548804  <p>Max. feed amount: 1.3mm</p>	22548960 Light-in-weight type 
	22548507  	22548408  <p>Max. feed amount: 2.5mm</p>	22547962/22547970  <p>Light-in-weight type</p>
	22548010  	22548119  <p>Max. feed amount: 2.5mm</p>	40003549 Presser foot with a knife  <p>Using one trimming knife.</p>
	22549000  	22541601  <p>Max. feed amount: 5mm</p>	Threed cutter knife 11434206 
	22549208  	22549109  <p>Max. feed amount: 2.5mm</p>	22548663/22548671  <p>Light-in-weight type</p>
	22549208  	22541809  <p>Max. feed amount: 5mm</p>	
	22546519  	22546717  <p>Max. feed amount: 2.5mm</p>	22546964 Light-in-weight type 
	22546212  	22546410  <p>Max. feed amount: 2.5mm</p>	22547269 Light-in-weight type with the front fulcrum 
	MAD04060000  	MAD04070000  <p>Max. feed amount: 2.5mm</p>	MAD040500A0 
	22549604  	22549703  <p>Max. feed amount: 2.5mm</p>	22549869 Light-in-weight type 

Two different part numbers are assigned to one presser foot (ex. 22547962 and 22547970), if you place an order for 22547962 (left number), factory supplies you presser foot installed with a big figure guide, 22547970 (right number) with small finger guide respectively.