

www.jukisewingmachines.co.uk

www.college-sewing.co.uk

JUKI®

MO-6700DA Series

Semi-dry-head, High-speed, Overlock / Safety Stitch Machine



Semi-dry-head

Maximum sewing speed
is increased to

7,000 sti/min



MO-6714DA

MO-6700DA Series

JUKI's dry-head technology protects the sewing products from oil stains.

MO-6700DA Series

Best selling machine to eliminate oil stains on the sewing product.

JUKI's cutting-edge dry-head technology has been introduced to the MO-6700S, which has an established reputation for its excellent seam quality and higher productivity.

Only the parts which mainly contribute to oil splashes are improved to have dry mechanisms to create the semi-dry-head overlock machine, MO6700DA series. The MO-6700DA Series is the best selling machine to eliminate oil stains on the sewing product.




MO-6714DA

Oil stains on the sewing product are eliminated.

- Oil splashes are substantially reduced to eliminate oil stains on sewing products, thereby upgrading the finished quality.
- The frequency of stain removal or re-sewing is reduced.
- The machine achieves a practical maximum sewing speed of 7,000sti/min.

Cutting-edge dry technology for achieving a lubrication-free mechanism.

- The needle bar mechanism and upper looper mechanism have been re-designed to require no lubrication.
- The most-advanced dry technologies, such as the special surface treatment applied to the major drive unit and the grease feeding method, contribute to higher durability. The machine does not splash oil after a long-period of use. The grease filler openings are newly provided for the sewing machine on two locations, i.e., one on the upper looper component and the other on the sewing machine frame, thereby improving maintainability.



JUKI ECO PRODUCTS



The MO-6700DA is an eco-friendly product which complies with JUKI ECO PRODUCTS standards for protecting the environment.

- The sewing machine complies with the "Juki Group Green Procurement Guidelines" on the use of hazardous substances, which is stricter than other restrictions, such as those of the RoHS Directive.


For details of JUKI ECO PRODUCTS, refer to: http://www.juki.co.jp/eco_e/index.html

*The RoHS Directive is an EU Directive limiting the use of 6 hazardous substances (lead, hexavalent chromium, mercury, cadmium, PBB and PBDE) in electrical and electronic equipment. The Juki Green Procurement Guideline is the voluntarily established criteria to eliminate not only the aforementioned six substances, but also other ones which also adversely affect the environment.

Seams	Model No.	Materials	Number of needles	Number of threads	Needle gauge (mm)	Overredging width (mm)	Number of feed dog rows	Stitch length (mm)	Bottom differential-feed ratio	Presser lifting amount (mm)	Needle system	Max. sewing speed (sti/min)	Remarks
-------	-----------	-----------	-------------------	-------------------	-------------------	------------------------	-------------------------	--------------------	--------------------------------	-----------------------------	---------------	-----------------------------	---------

<1-needle overlock>


● For runstitching in general fabric

	MO-6704DA-0E4-300	L~M	1	3	—	4.0	2	4	1:0.7~1:2	7	DC×27 #11	7,000	Upper looper high throw type
	MO-6704DA-0E4-307		1	3	—	4.0	2	4	1:0.7~1:2	7	DC×27 #11	7,000	
	MO-6704DA-0F4-307		1	3	—	4.8	2	4	1:0.7~1:2	7	DC×27 #11	7,000	
	MO-6704DA-0E4-40H	M~H	1	3	—	4.0	2	4	1:0.7~1:2	7	DC×27 #11	7,000	Upper looper extra high throw type
	MO-6704DA-0F6-50H		1	3	—	4.8	3	4	1:0.7~1:2	7	DC×27 #14	7,000	

● For blind hemming L121: Blind stitch hemming attachment


	MO-6705DA-0D4-210/L121	L~M	1	3	—	3.2	2	4	1:0.7~1:2	5.5	DC×27 #9	7,000	
--	------------------------	-----	---	---	---	-----	---	---	-----------	-----	----------	-------	--

● For rolled hemming (folded downward)

	MO-6704DA-0A4-150	EL~L	1	3	—	1.6	2	4	1:0.7~1:2	5	DC×1 #8	7,000	
	MO-6704DA-0A5-150		1	3	—	1.6	1	4	1:0.7~1:2	5	DC×1 #8	7,000	

<2-needle overlock>

● For runstitching in general fabric

	MO-6714DA-BE6-207	EL~L	2	4	2.0	4.0	3	4	1:0.7~1:2	6.5	DC×27 #9	7,000	Upper looper high throw type
	MO-6714DA-BD6-307	L~M	2	4	2.0	3.2	3	4	1:0.7~1:2	6.5	DC×27 #11	7,000	
	MO-6714DA-BE6-307		2	4	2.0	4.0	3	4	1:0.7~1:2	6.5	DC×27 #11	7,000	
	MO-6714DA-BE6-40H	M~H	2	4	2.0	4.0	3	4	1:0.7~1:2	6.5	DC×27 #11	7,000	Upper looper extra high throw type
	MO-6712DA-DF6-50F		2	4	3.2	4.8	3	4	1:0.7~1:2	6.5	DC×27 #14	7,000	For swim suits
	MO-6714DA-BB6-30P	L~M	2	4	2.0	2.0	3	4	1:0.7~1:2	6.5	DC×27 #11	7,000	Anti-material-slip
	MO-6714DA-BD6-30P		2	4	2.0	3.2	3	4	1:0.7~1:2	6.5	DC×27 #11	7,000	
	MO-6714DA-BE6-30P		2	4	2.0	4.0	3	4	1:0.7~1:2	6.5	DC×27 #11	7,000	

● For gathering S162: Swing-type gathering device (manual-lever operated)

	MO-6714DA-BE6-327/S162	L~M	2	4	2.0	4.0	3	3.2	1:0.9~1:2.6	6	DC×27 #11	7,000	Upper looper high throw type
--	------------------------	-----	---	---	-----	-----	---	-----	-------------	---	-----------	-------	------------------------------

● For tape attaching G39: Tape attaching presser foot Q141: Tape guide

	MO-6714DA-BE6-24H/G39/Q141	EL~L	2	4	2.0	4.0	3	4	1:0.7~1:2	7	DC×27 #9	7,000	Upper looper extra high throw type
	MO-6714DA-BD6-347/G39/Q141	M~H	2	4	2.0	3.2	3	4	1:0.7~1:2	7	DC×27 #11	7,000	Upper looper high throw type
	MO-6714DA-BE6-347/G39/Q141		2	4	2.0	4.0	3	4	1:0.7~1:2	7	DC×27 #11	7,000	
	MO-6714DA-BD6-34H/G39/Q141		2	4	2.0	3.2	3	4	1:0.7~1:2	7	DC×27 #11	7,000	Upper looper extra high throw type
	MO-6714DA-BE6-34H/G39/Q141		2	4	2.0	4.0	3	4	1:0.7~1:2	7	DC×27 #11	7,000	
	MO-6714DA-BE6-44H/G39/Q141		2	4	2.0	4.0	3	4	1:0.7~1:2	7	DC×27 #14	7,000	



● Blind hemming
MO-6705DA-0D4-210/L121
(L121: Blind stitch hemming attachment)



● Gathering
MO-6714DA-BE6-327/S162
(S162: Swing-type gathering device, manual-lever operated)



● Rolling in tape
MO-6745DA-FF4-360/N077
(N077: Clean finish top and bottom)

Seams	Model No.	Materials	Number of needles	Number of threads	Needle gauge (mm)	Overredging width (mm)	Number of feed dog rows	Stitch length (mm)	Bottom differential-feed ratio	Presser lifting amount (mm)	Needle system	Max. sewing speed (sti/min)	Remarks
-------	-----------	-----------	-------------------	-------------------	-------------------	------------------------	-------------------------	--------------------	--------------------------------	-----------------------------	---------------	-----------------------------	---------

<Safety stitching>

● For runstitching in general fabric E35: Latch for changing overredging width

	MO-6716DA-DE4-300	L~M	2	5	3.2	4.0	2	4	1:0.7~1:2	7	DC×27 #11	7,000	Upper looper high throw type
	MO-6716DA-DE6-307		2	5	3.2	4.0	3	4	1:0.7~1:2	7	DC×27 #11	7,000	
	MO-6716DA-DF4-307		2	5	3.2	4.8	2	4	1:0.7~1:2	7	DC×27 #11	7,000	
	MO-6716DA-DE4-40H	M~H	2	5	3.2	4.0	2	4	1:0.7~1:2	7	DC×27 #11	7,000	Upper looper extra high throw type
	MO-6716DA-DE4-40H/E35		2	5	3.2	4.0	2	4	1:0.7~1:2	7	DC×27 #11	7,000	
	MO-6716DA-DE6-40H		2	5	3.2	4.0	3	4	1:0.7~1:2	7	DC×27 #11	7,000	Upper looper high throw type
	MO-6716DA-FF6-307		2	5	4.8	4.8	3	4	1:0.7~1:2	7	DC×27 #11	7,000	
	MO-6716DA-FF6-40H		2	5	4.8	4.8	3	4	1:0.7~1:2	7	DC×27 #11	7,000	
	MO-6716DA-FF6-50H		2	5	4.8	4.8	3	4	1:0.7~1:2	6.5	DC×27 #16	7,000	
	MO-6716DA-FH6-50H	2	5	4.8	6.4	3	4	1:0.7~1:2	6.5	DC×27 #16	7,000	Upper looper extra high throw type	
	MO-6716DA-DE4-30P	L~M	2	5	3.2	4.0	2	4	1:0.7~1:2	7	DC×27 #11	7,000	Anti-material-slip
	MO-6716DA-FF4-30P		2	5	4.8	4.8	2	4	1:0.7~1:2	7	DC×27 #11	7,000	

● For gathering S159: Swing-type gathering device (interlocked with pedal)

	MO-6716DA-FF6-42H/S159	M~H	2	5	4.8	4.8	3	3.2	1:0.9~1:2.6	6	DC×27 #14	7,000	Upper looper extra high throw type
---	------------------------	-----	---	---	-----	-----	---	-----	-------------	---	-----------	-------	------------------------------------

● For rolling-in tape N077: Clean finish top and bottom

	MO-6745DA-FF4-360/N077	L~M	2	4	4.8	4.8	2	4	1:0.7~1:2	5	DC×27 #11	7,000	2-needle type for double-chainstitch on pocket bags
--	------------------------	-----	---	---	-----	-----	---	---	-----------	---	-----------	-------	---

● 3-needle safety stitching

	MO-6743DA-1D6-40H	M~H	3	6	4.8+2.0	3.2	3	4	1:0.7~1:2	6.5	DC×27 #11	7,000	Upper looper extra high throw type
	MO-6743DA-2D6-40H		3	6	3.2+2.0	3.2	3	4	1:0.7~1:2	6.5	DC×27 #11	7,000	

*"sti/min" stands for "Stitches per Minute."

Anti-material-slip type

MO-6714DA-□□□-30P
MO-6716DA-□□□-30P

The sewing machine is fully equipped with adjusting devices and provisions to effectively prevent puckering of difficult-to-sew materials or new-generation materials. The operator is able to produce beautifully finished high-quality seams without conducting difficult adjustments.

- The locus of feed and feed timing are selected to offer optimum conditions for sewing light-weight materials.
- The machine comes as standard with a low-pressure presser foot that is exclusively designed for light-weight materials and is able to remarkably handle small curves of the material. The presser foot helps the operator control lighter-weight material smoothly on the machine.

- The feed mechanism feeds double chainstitch looper thread with consistency, even under a low tension. (Safety stitch machine)



Double chainstitch looper thread feeding mechanism

DEVICES AND ATTACHMENTS

Existing devices, attachments and gauges for the conventional MO-6000 Series are applicable to the MO-6700DA Series.

Model	Part No.	Description
-------	----------	-------------

Chain-off thread trimming device

T039	400-44155	One-touch type tape cutter and chain-off thread trimming device (electromagnetic type)	For 110, 115, 200V
	400-44156		For 220, 240, 380, 415, 440V
T041S	400-60703	Pneumatic flat cutter	
T042S	400-45967	Pneumatic side cutter	

Pneumatic chain-off thread suction device

MC-4	—	Specific to chain-off thread, pedal-operated
MC-5	—	Specific to chain-off thread
MC-8	—	Pneumatic chain-off thread + cloth chips
MC-9	—	Function of MC-8 + auto-lifter
MC-24	—	Pneumatic chain-off thread + cloth chips

The aforementioned devices are not equipped with air regulator. Please purchase the following components when you need to regulate air pressure.

—	PF-0552010-B0	Air regulator (F.R. unit asm.)
—	GMD-01080000	Fixing screw for F.R. unit asm. (2 pcs.)
—	F1021-003-000	Tube connector (male)
—	GAS-12063000	One-touch connector Selection parts instead of the tube connector

Auto-lifter

AK32	GAK-320000B0	Pneumatic type (knee-operated)
AK49	GAK-490000A0	Pneumatic type (pedal-operated)
AK101	GAK-A01000A0	Pneumatic type (for servomotor)

[Reference]

Combination table of "chain-off thread suction device" and "auto-lifter" which correspond to "chain-off thread trimming device".

Chain-off thread trimming device	+	Chain-off thread suction device	Auto-lifter
T039	+	MC-8	AK101 (JUKI servomotor)
		MC-9	— (MC-9 is equipped with auto-lifter.)
T041S or T042S	+	MC-4	—
		MC-8	AK101 (JUKI servomotor)
		MC-9	— (MC-9 is equipped with auto-lifter.)

Model	Part No.	Description	Feature
-------	----------	-------------	---------

Gathering device

S159	MAS-159000A0	Swing-type gathering device (interlocked with pedal / for safety stitch machine)	The attachment opens with the presser foot pedal. This facilitates material setting on the machine. Furthermore, knee-control type differential-feed adjusting device is built in the attachment. It controls a differential-feed ratio as desired, thereby enabling the operator to make beautiful gathers.
S160	MAS-160000A0	Swing-type gathering device (interlocked with pedal / for overlock machine)	
S161	MAS-161000A0	Swing-type gathering device (manual-lever operated / for safety stitch machine)	The attachment is used to perform two different processes, joining fabric process and gathering process, at a time. The attachment can be opened/closed by using the lever (manually operated). The differential-feed ratio is controlled with the knee lever.
S162	MAS-162000A0	Swing-type gathering device (manual-lever operated / for overlock machine)	

Blind hemming device

L121	MAL-121000A0	Blind stitch hemming attachment	A ruler used for blind hemming in knits
------	--------------	---------------------------------	---

Piping folder

M056	MAM-0560J0A0	Piping folder	This piping folder makes a piping first, then turns up the tape.
M075	MAM-0750J0A0	Piping folder (to be used with knit tape)	This attachment can be used for both "cotton bias tape with gimp" and "knit tape". The operation mode can be changed over with a fingertip control.
M076	MAM-0760N0A0	Ready-made piping folder	The dimension of ready-made tapes can be adjusted within the range of 8 to 13mm.

Guide, Ruler

H153	MAH-153000A0	Cloth edge guide ruler (for overlock machine)	A swing type edge guide.
H154	MAH-154000A0	Cloth edge guide ruler (for safety stitch machine)	
Q141	MAQ-141000B0	Tape guide	This attachment is used attached on the machine head (face plate). It is used for tapes with the width of 7mm or less.
S084D	MAS-084000AD	Pattern guide	For overedging sharp-curved sleeve bottom plackets. With the guide, the machine sews the curved part of sleeve bottom plackets smoothly along the presser foot guide pin.

Feller, Binder

N067	MAN-0670D0A0	Reinforcement tape attachment binder (finished width: 4mm)	This binder binds the edge of a pocket bag while cutting round its periphery.
N077	MAN-0770F0A0	Clean finish top and bottom (finished width: 5mm)	This binder runstitches a pocket bag and binding its periphery with tape simultaneously.

Miscellaneous

Z195	400-33882	Pneumatic chain-off thread suction device (for 1-needle machines)	Simplified device for tucking chain-off thread sewn at the beginning of sewing in overlocked seams. (chain-off thread lower clamping method)
—	131-62557	Needle cooler unit asm.	Needle cooler By silicon oil lubricating unit for the needle thread.
	SS-4091015SP	Screw	
	WP-0371026SD	Washer	
	SS-7110840SP	Screw	
	131-63159	Needle cooler unit asm.	
	SS-4091015SP	Screw	
—	131-63902	Presser	Needle thread heat remover By silicon oil lubricating unit for the needle thread.
	131-63456	Silicon tank asm.	
	131-63803	Felt	
	TA-0950806R0	Rubber plug	
	SM-4040855SP	Screw	

SPECIFICATIONS

Model name	MO-6704DA	MO-6714DA	MO-6716DA
Stitch type	1-needle overlock	2-needle overlock	Safety stitching
Stitch style in the U.S.A.	504	514	516
Max. sewing speed	7,000sti/min		
Stitch length	0.8~4mm		1.5~4mm
Needle gauge (mm)	—	2.0, 3.2	3.2, 4.8, 4.8+2.0, 3.2+2.0
Overedging width (mm)	1.6, 3.2, 4.0, 4.8	2.0, 3.2, 4.0, 4.8	3.2, 4.0, 4.8, 6.4
Bottom differential feed ratio	For gathering 1:2 (Max. 1:4), For stretching 1:0.7 (Max. 1:0.6)		
Needle bar stroke	24.5mm		
Inclination angle of the needle	20°		
Needle mechanism	Needle bar method and upper/lower bushing		
Needle	DC×27 (excluding some subclass model)		
Max. lift of the presser foot	7mm (excluding some subclass model)		
Max. presser foot pressure	63.7N (6.5kgf)		
Stitch adjusting method	By push-button		
Differential-feed adjusting method	By lever (with micro-adjustment)		
Weight of the machine head	28kg		
Lubrication	Automatic (The needle bar mechanism and upper looper mechanism do not require lubrication.)		
Lubricating oil	JUKI Machine Oil 18 (equivalent to ISO VG18)		
Needle cooler	Option		
Needle thread heat remover	Option		
Micro-lifter	Provided as standard		

**sti/min" stands for "Stitches per Minute."

WHEN YOU PLACE ORDERS

Please note when placing orders, that the model name should be written as follows:

Stitch type	U.S.A	Code
1-needle overlock	504	04
1-needle overlock for blind hemming	505	05
2-needle imitation safety stitch	512	12
2-needle overlock	514	14
2-needle safety stitch	516	16
3-needle safety stitch		43
2-needle double chain stitch		45

Type	Code
Semi-dry-head	D

Device and attachment	Code
Tape attaching presser foot (for sewing sharp curves) / Tape guide	G39/Q141
Blind stitch hemming attachment	L121
Swing-type gathering device (interlocked with pedal / for safety stitch machine)	S159
Swing-type gathering device (manual-lever operated / for overlock machine)	S162
Clean finish top and bottom	N077
Latch for changing overedging width	E35

MO67 DA /

Needle gauge (mm)	Overedging width (mm)	Feed dog	Code
—	1.6	2-row	0A4
—	1.6	1-row	0A5
—	3.2	2-row	0D4
—	4.0	2-row	0E4
—	4.8	3-row	0F6
2.0	2.0	3-row	BB6
2.0	3.2	3-row	BD6
2.0	4.0	3-row	BE6
3.2	4.0	2-row	DE4
3.2	4.0	3-row	DE6
3.2	4.8	2-row	DF4
4.8	4.8	2-row	FF4
4.8	4.8	3-row	FF6
4.8	6.4	3-row	FH6
4.8+2.0	3.2	3-row	1D6
3.2+2.0	3.2	3-row	2D6

Material	Application	Special machine	Code
Extra light- to light-weight	Light-weight materials such as men's shirts	Rolled hemming	150
		Runstitching	207
		Tape attaching	24H
Light- to medium-weight	Specific to knits	Blind hemming	210
		Standard	300
Light- to medium-weight	For general fabrics	Runstitching	307
		Upper looper high throw	327
		Gathering	347
		Upper looper high throw	34H
		Tape attaching	360
		Upper looper extra high throw	30P
		Rolling-in tape	40H
Medium- to heavy-weight	Specific to knits such as sweaters	Runstitching	42H
		Upper looper extra high throw	44H
		Tape attaching	50F
		Upper looper extra high throw	50H
		Runstitching	
Medium- to heavy-weight materials such as denim		Swim suits	
		Upper looper extra high throw	

● To order, please contact your nearest JUKI distributor.



JUKI CORPORATION HEAD OFFICE
 Juki Corporation operates an environmental management system to promote and conduct the following as the company engages in the research, development, design, sales, distribution, and maintenance of industrial sewing machines, household sewing machines, industrial robots, etc., and in the provision of sales and maintenance services for data entry systems:
 (1) The development of products and engineering processes that are safe to the environment
 (2) Green procurement and green purchasing
 (3) Energy conservation (reduction in carbon-dioxide emissions)
 (4) Resource saving (reduction of papers purchased, etc.)
 (5) Reduction and recycling of waste
 (6) Improvement of logistics efficiency (modal shift and improvement of packaging, packing, etc.)

JUKI®
JUKI CORPORATION
SEWING MACHINERY BUSINESS UNIT

2-11-1, TSURUMAKI, TAMA-SHI,
 TOKYO 206-8551, JAPAN
 PHONE : (81) 42-357-2254
 FAX : (81) 42-357-2274
<http://www.juki.com>

College Sewing Machine Parts Ltd
 Unit A Waterfold Business Park
 Bury, BL9 7BR
www.jukisewingmachines.co.uk
www.college-sewing.co.uk

* Specifications and appearance are subject to change without prior notice for improvement.
 * Read the instruction manual before putting the machine into service to ensure safety.
 * This catalogue prints with environment-friendly soyink on recycle paper.