


LS-2342

JUKI

Semi-DRY Direct-drive, Cylinder-bed, 1-needle, Unison-feed, Lockstitch Machine with Vertical-axis Hook (Semi-long type)

High and semi-long arm has been adopted. The long distance from the machine arm to the needle contributes to improved workability.


The machine is suited to furniture and bags, provided with dramatically improved workability and functions required for sewing large products and extra heavy-weight materials.



The LS-2342 offers a consistent stitching pitch and outstanding ability to sew sharp curves.

Excellent for the sewing of sharp curves.

The slimmed-down throat plate easily responds to the sewing of small tubular articles with diameters as small as $\phi 40\text{mm}$. This enhances the machine's ability to smoothly sew not only bags and furniture, but also small articles such as wallets.



Gauge for small articles are provided as standard.

The throat plate and feed dog are provided with a gauge that offers an excellent capability for the sewing of sharp curves. These gauges are especially useful for the sewing of curves of bags and leather cases.


Thread tightness can be kept same, even the multi-level of material.

Double tension provided as : standard

A dual-tension is provided as standard responding to the sewing with thick thread under a higher tension.

Multi-functional 6-string switch

The 6-string switch can make one-stitch correction, stitch length changeover and needle thread tension changeover, etc. by one button push each. A switch not used for any function can be optionally given a function.



High-torque direct-drive motor is installed.

This machine has adopted a high-torque direct-drive motor which is suitable for heavy-weight materials. As a result, the sewing machine is excellent at its responsiveness and ensures increased penetration into the material even when sewing multi-layered parts.



SPECIFICATIONS

Model name	LS-2342
Gauge type	For small articles
Max. sewing speed	2,500sti/min
Max. stitch length	9mm (Normal/Reverse feed)
Lift of the presser foot	By auto: 20mm, By hand: 10mm
Hook	Vertical-axis 1.6 fold-capacity hook
Needle (at the time of delivery)	134-35 (Nm140) Nm125~Nm180
Thread	#40~#5 (Nm= 90/3~20/3)

* "sti/min" stands for "Stitches per Minute."

JUKI CORPORATION
SEWING MACHINERY BUSINESS UNIT

2-11-1, TSURUMAKI, TAMA-SHI, TOKYO 206-8551, JAPAN
PHONE : (81) 42-357-2254 FAX : (81) 42-357-2274 <http://www.juki.com>

* Specifications and appearance are subject to change without prior notice for improvement. * Read the instruction manual before putting the machine into service to ensure safety.
* This catalogue prints with environment-friendly soyink on recycle paper.



Registered Organization : JUKI CORPORATION Head Office
The Scope of the Registration : The activities of research, development, design, sales, distribution, and maintenance services of industrial sewing machines, household sewing machines and industrial robots, etc., including sales and maintenance services of data entry systems.

