

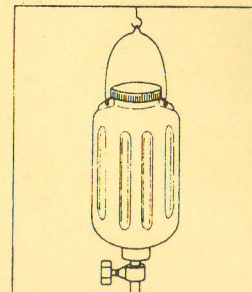
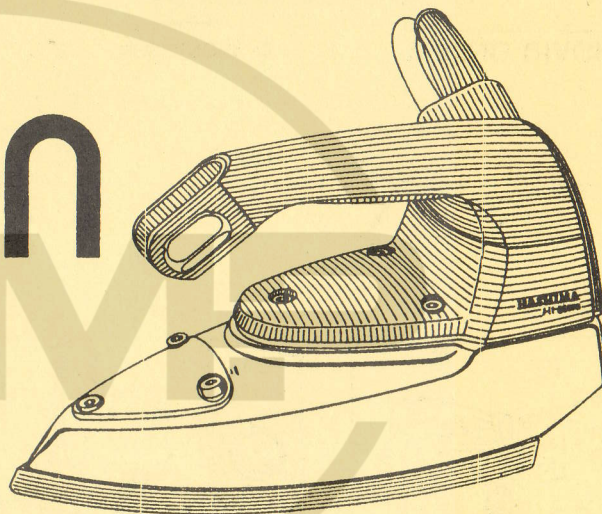
**HASHIMA®**

INDUSTRIAL  
**STEAM IRON**

WITH WATER TANK

**HI-350PS**

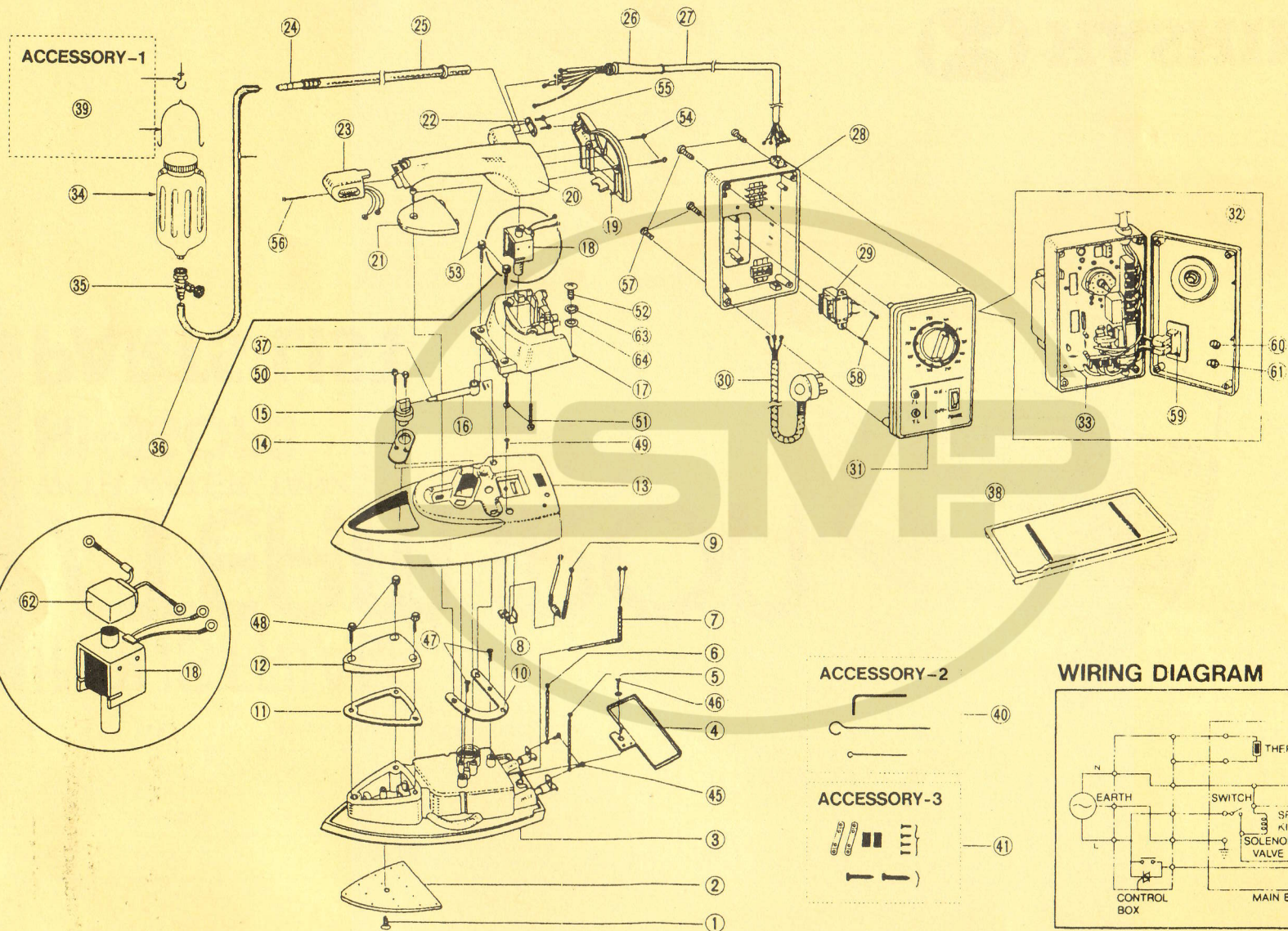
**PARTS LIST**



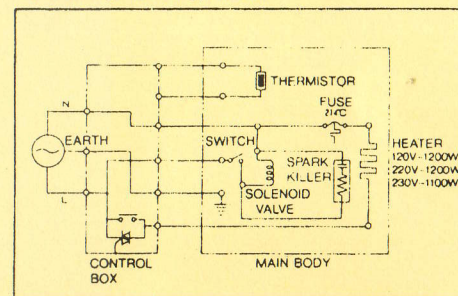
**HASHIMA**

HEAD OFFICE : 3-16, HIGASHI KINPO-CHO, GIFU-CITY, JAPAN.  
BUSINESS OFFICE : 7-8, RYOGU GIFU-CITY, JAPAN.  
TELEPHONE 81-58-274-8400 81-58-246-4501  
FACSIMILE 81-58-240-5775  
BRANCH : BEIJING SHANGHAI SINGAPORE

# LOADED VIEW



## WIRING DIAGRAM



# PARTS LIST for HI-35OPS

Ref. No.	Parts Name	Part No.	Remarks
1	Fixing Screw	HIP-401	
2	Bottom Plate	402	
3-1	Heating plate	501	120V-1200W
3-2	Heating plate	502	220V-1200W
3-3	Heating plate	503	230V-1100W
4-1	Rating plate	403	120V
4-2	Rating plate	404	220V
4-3	Rating plate	405	230V
5	Heater lead wire (A)	504	
6	Heater lead wire (B)	505	
7	Thermistor	406	
8	Fuse fixing plate	407	
9	Fuse	506	
10	Band	408	
11	Packing (A)	409	
12	Steam generating chamber cover	410	
13	Cover shell	411	
14	Retaining plate	412	
15	Rubber packing (C)	413	
16	Rubber packing (D)	414	
17	Handle base	415	

Ref. No.	Parts Name	Part No.	Remarks
18-1	Solenoid Valve	HIP-507	120V
18-2	Solenoid Valve	508	220V
18-3	Solenoid Valve	509	230V
19	Rear handle base cover	416	
20	Handle	417	
21	Handle sub-plate	418	
22	Cord stopper	419	
23	Switch	510	
24	Hose connector	420	
25	Hose (A)	421	
26	Power cord bushing	422	
27-1	Singnal cord	511	120V-1200W
27-2	Singnal cord	512	220V-1200W
27-3	Singnal cord	513	230V-1100W
28	Control box (B)	423	
29-1	Transformer	424	120V
29-2	Transformer	425	220V
29-3	Transformer	426	230V
30-1	Power cord assembly	427	120V-A2
30-2	Power cord assembly	428	220V-B3
30-3	Power cord assembly	429	230V-C3

