JK-797

产品使用说明书&产品零件图册

Manual book & parts book

JACK 杰克

开头语

衷心感谢您购买本公司产品！使用缝纫机之前，请认真阅读此说明书。本说明书介绍了缝纫机日常使用、维护与安全的有关注意事项。请您仔细加以保管，以便日后查阅。如产品规格或外观经过改良可能会与说明书略有不同，恕不另行通知。

PROLOGUE

Thanking you for your purchase our products sincerely, please reading the manual book before operation, the book introduce some points how to operate, maintenance, and safe. Please keep it carefully for reading in the further; you will be not informed if the file has been revised. Please set sample as standard.

为了安全

对于缝纫机本身各种装置，我们充分考虑到它的安全性。请遵照基本的操作方法，安全的进行工作。

• 拆除为保证安全所设置的装置，零件的情况下使用，是非常危险的，请绝对不要拆除后使用。

• 缝纫机在使用时，请不要在缝纫机台板上放置工具及缝纫时不必要的物品。

• 在对缝纫机进行维修、调节、清扫、穿线、换针等工作时，为防止发生事故，务必请切断电源，在确认即使踩下缝纫机踏板，缝纫机也不转动之后，再进行操作。

注意

使用离合式马达的情况下，在关掉电源①后因惯性作用会继续旋转。这时如不注意踩动缝纫机踏板②时，缝纫机会突然动作，这时很危险的。

请在关掉电源后，仍继续踩动踏板②，直至缝纫机完全停下来为止。

OBSERVE THESE SAFETY PRECAUTIONS

Though Our takes the utmost care to produce safe sewing machlnes and devices, operstors should follow these basic safety rules.

- To prevent accidents,do not remove safety devices or parts while operating the machine.
- Do not leave tools or other unnecessary objects on the machine table while operating the machine.
- Before maintenance,adjusting, cleaning, threading or replacing the needle, and to prevent accidents,be sure the power is turned off.Check that the machine will not operate when the pedal is pressed.

Note

In case a clutch type motor is used, it will keep on rotating by inertia after turning off power supply. ① If the machine pedal ② is stepped on inadvertently, it is dangerous because the machine will move unexpectedly.keep on stepping on the pedal ② until the machine comes to a stop after turning off power supply.

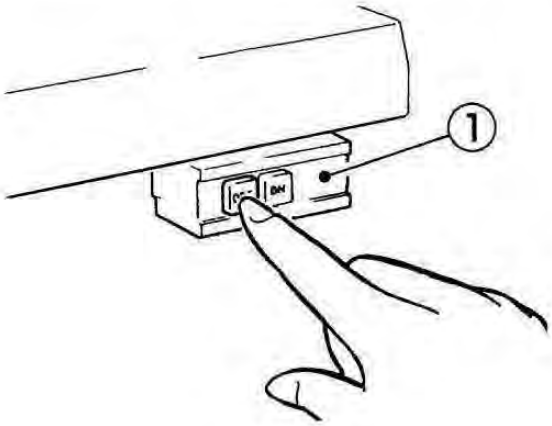

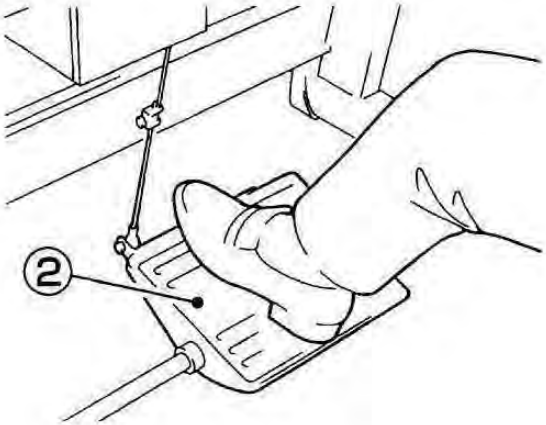

• 在离开缝纫机台时，务必请关掉电源。

• 停电时也请务必关掉电源。

• 为了总是安全地，运转良好的使用缝纫机，日常的点检是不可缺少的，请予以注意。

- Turn the power off before leaving the machine table.
- In the event of a power failure,be sure to turn the machine off.
- Check that the machine is securely groundee.

目录
CONTENTS

使用说明 1

一、机壳部分 Frame Components 19

二、罩壳部件(1) Cover Components(1) 21

三、罩壳部分(2) Cover Components(2) 23

四、曲轴部件 Crankshaft Drive Components 25

五、针杆机构 Needle Drive Mechanism 27

六、上弯针机构 Upper Looper Drive Mechanism 29

七、下弯针机构 Lower Looper Drive Mechanism 31

八、送布机构(1) Feed Mechanism(1) 33

九、送布机构(2) Feed Mechanism(2) 37

十、上刀机构 Knife Drive Mechanism 39

十一、压脚机构 Presser Foot Mechanism 41

十二、紧线机构 Thread Tension Mechanism 43

十三、挑线机构 Thread Guide＆Thread Mechanism 45

十四、润滑机构(1) Lubrication Mechanism(1) 47

十五、润滑机构(2) Lubrication Mechanism(2) 49

十六、H.R.装置 H.R.Device 51

十七、线架装置 Thread Stand 53

十八、托盘附属品装置 Parts For Semi-submerged Installation 55

十九、专用部件 (1) Specific Parts(1) 57

二十、专用部件 (2) Specific Parts(2) 59

二十一、专用部件 (3) Specific Parts(3) 61

二十二、专用部件 (4) Specific Parts(4) 63

二十三、专用部件 (5) Specific Parts(5) 65

二十四、随机附件部分 Accessories Assemblies 67

标准度量零件表Standard measurement part list 69

在使用之前
BEFORE OPERATING

台板加工图
Schematic diagram of the machine table

请参照下图进行台板加工

Cut the table referring to the diagram

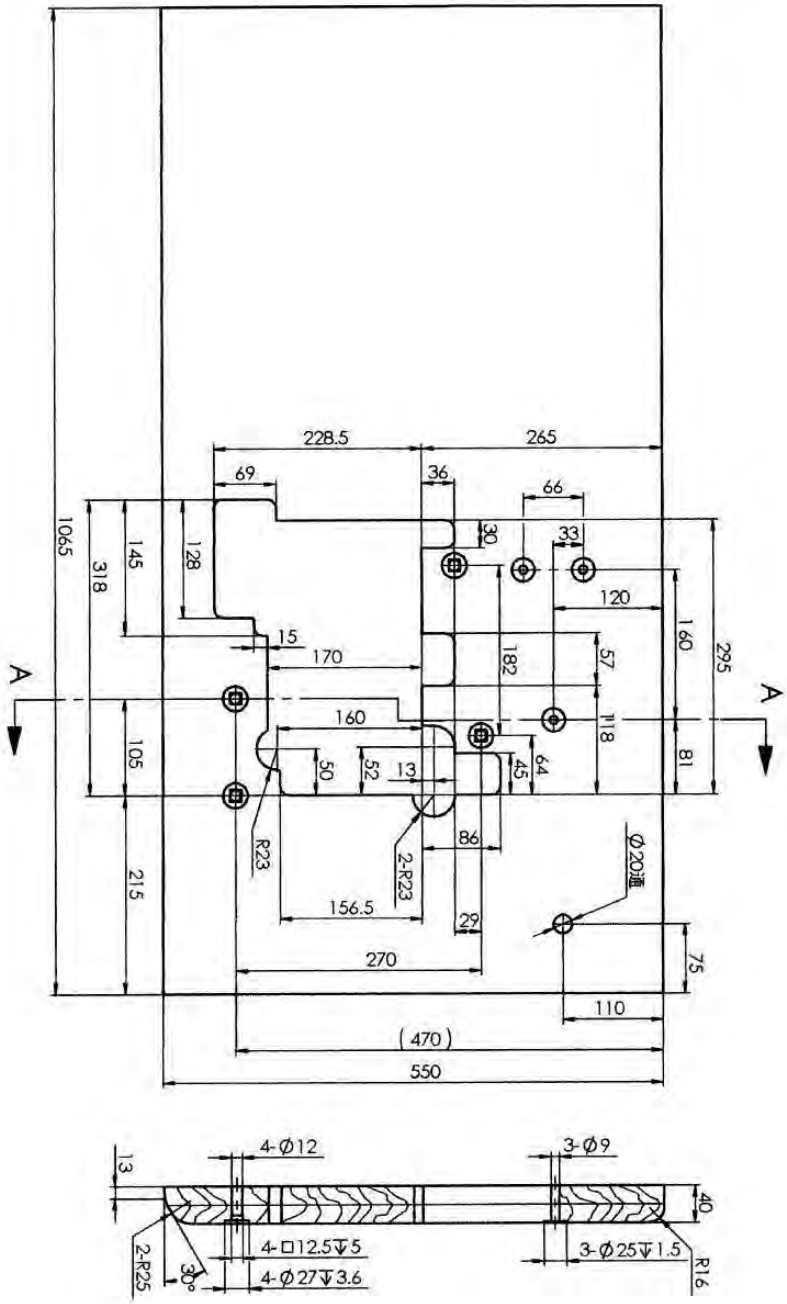

注

●使用类似于日本产的马达时----------306mm

●使用类似与德国 EFKA 与 QUICK 公司马达时 -------334mm

Note

●Dimension of motors in Japan----------306mm

●Dimension of EFK motor ----------334mm

供 油
Lubrication

加油量是使油面处于H线与L线之间为好。
当油面低于L线时，就要及时补充机油。

After filling the oil pan, the oil sufrace should lie between (H) and (L) lines.
Add oil, when the oil surface reaches or goes below (L).

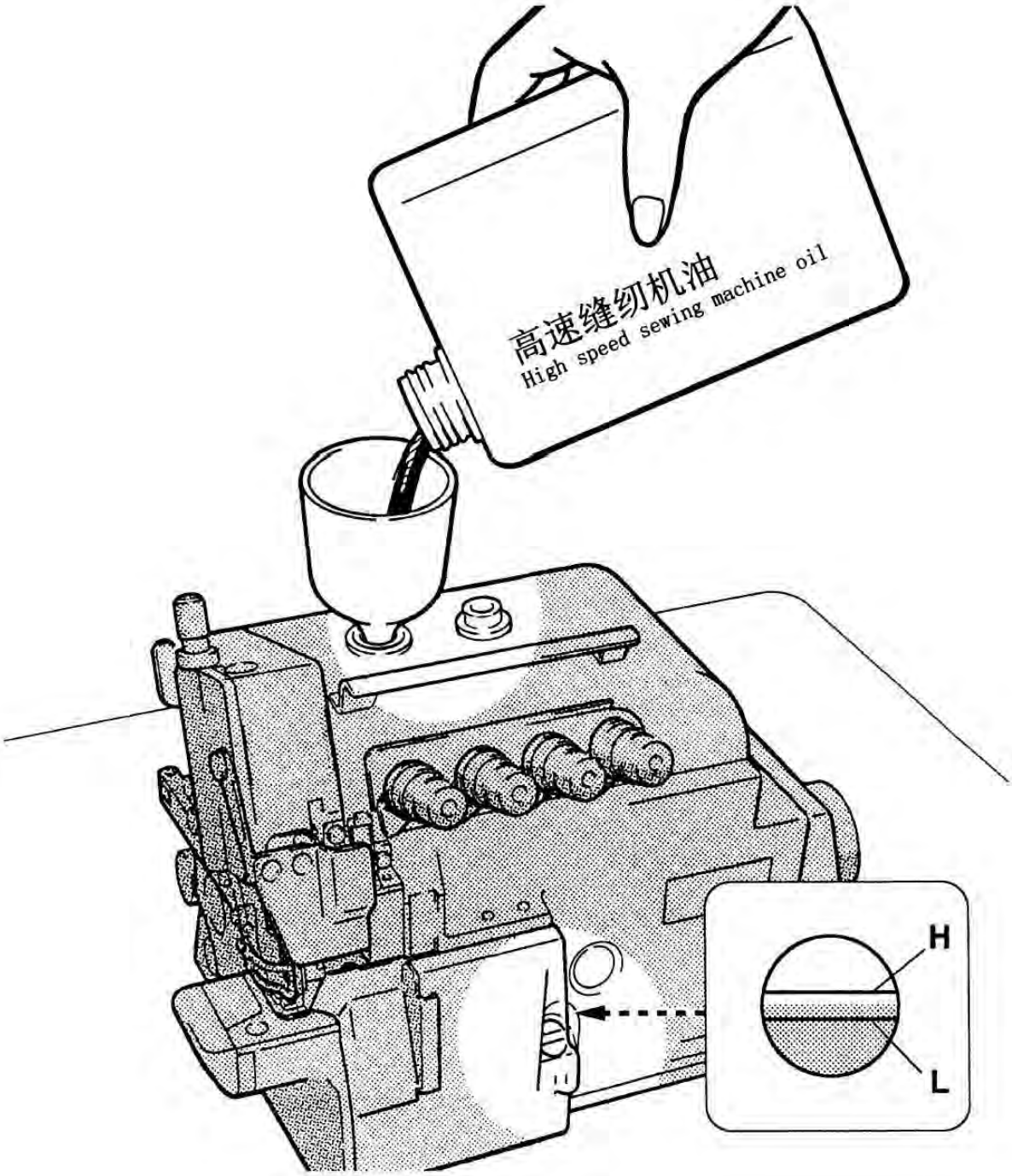

手动给油
Manual lubrication

手动给油是在缝纫机最初开始使用时，或相当一段时间没使用了时，请供给2–3滴油。

Apply 2 or 3 drops of oil by hand when the machine is used for the first time or has been left unused for some time.

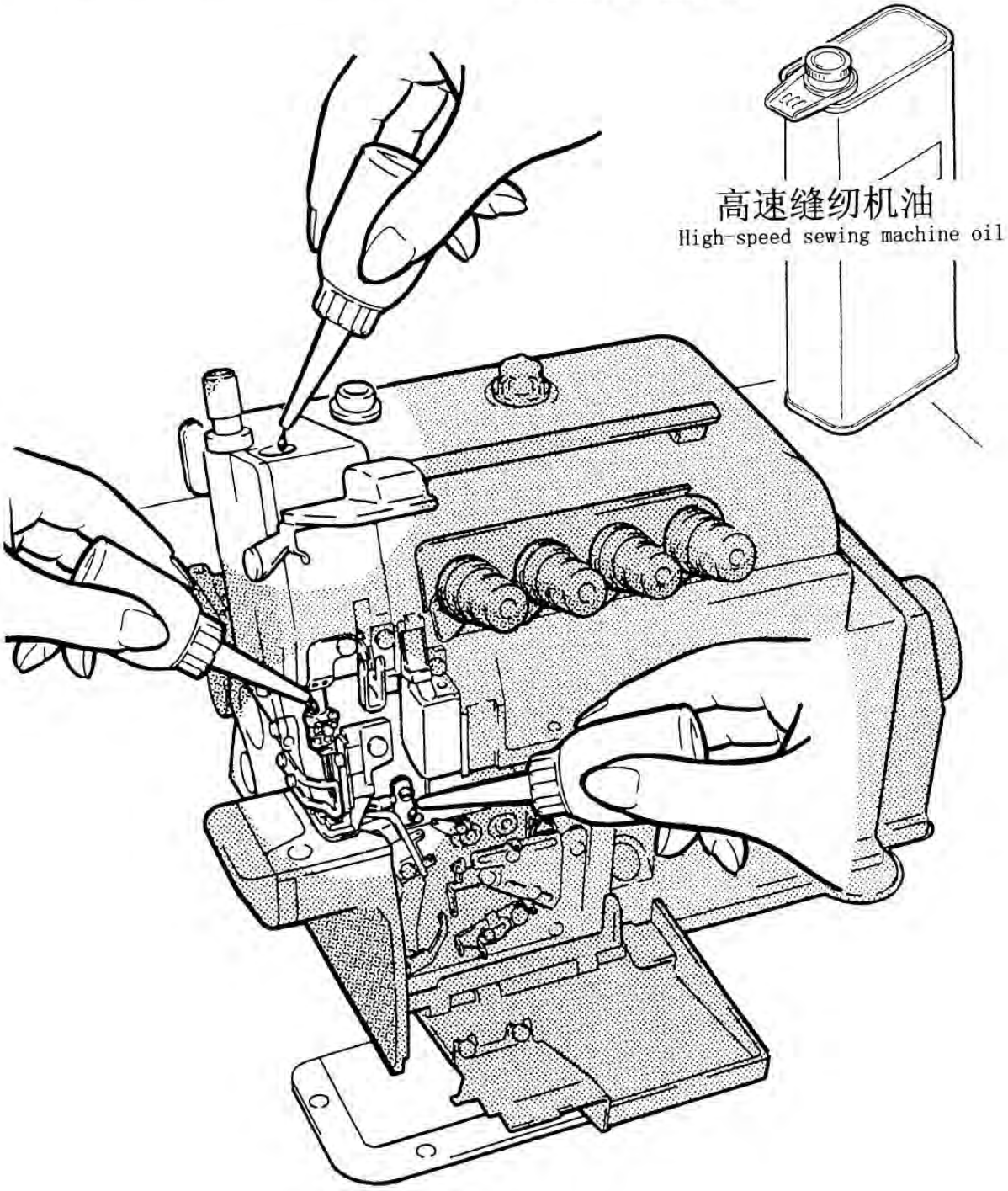

在使用之前
BEFORE OPERATING

给HR装置供油
Filling the HR device with silicon oil

为防止断线，尽早给HR装置供油。
注：关于购买硅油，请询问代理店或与公司营业部联系。

Fill the HR device with oil before it is too low in order to prevent needle thread breakage and fabric damage.

Note: Use Pegasus recommended silicone oil.
(UNION CARBIDE CORPORATION)
UCCL-45(350)

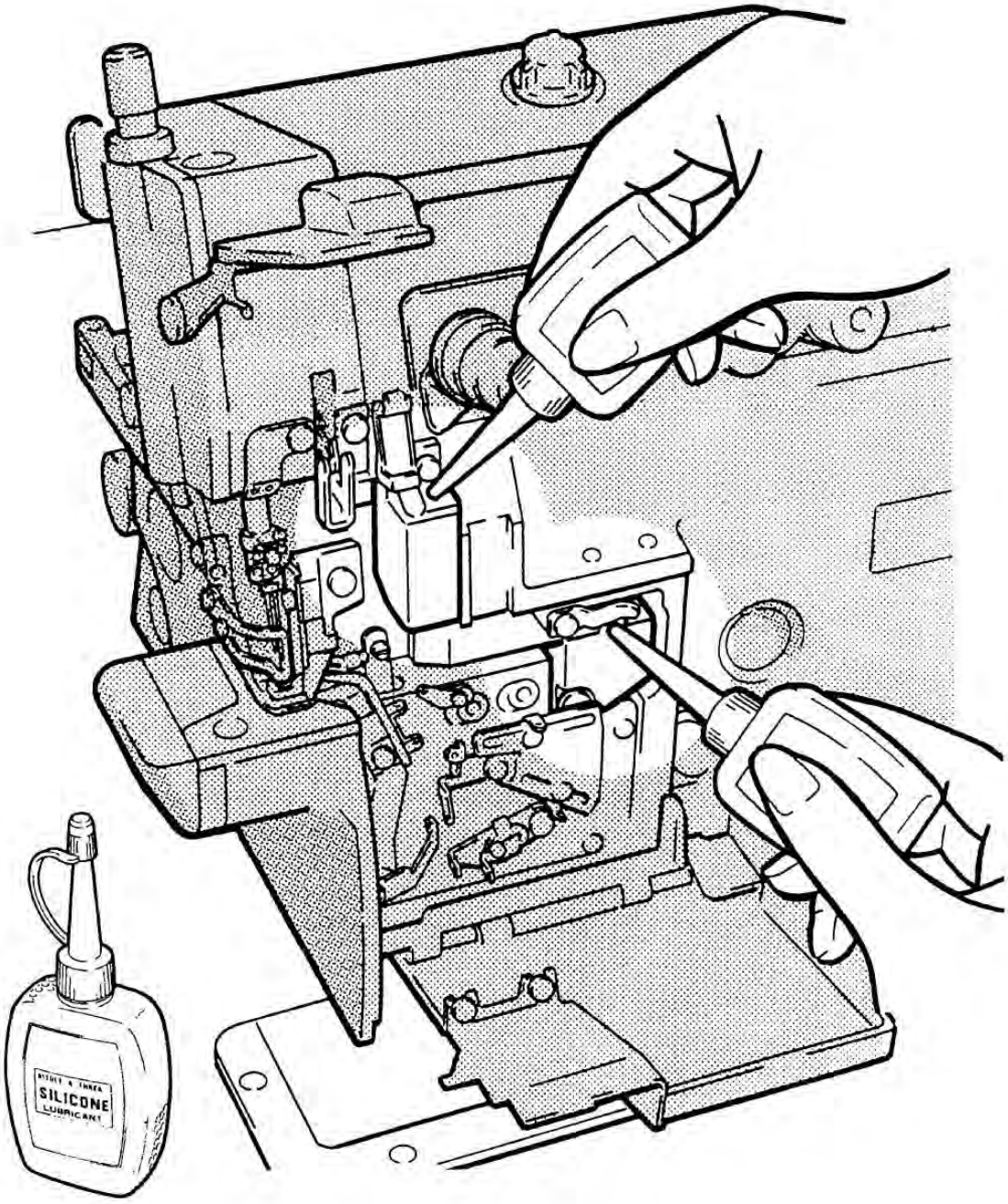

穿线方法
Threading

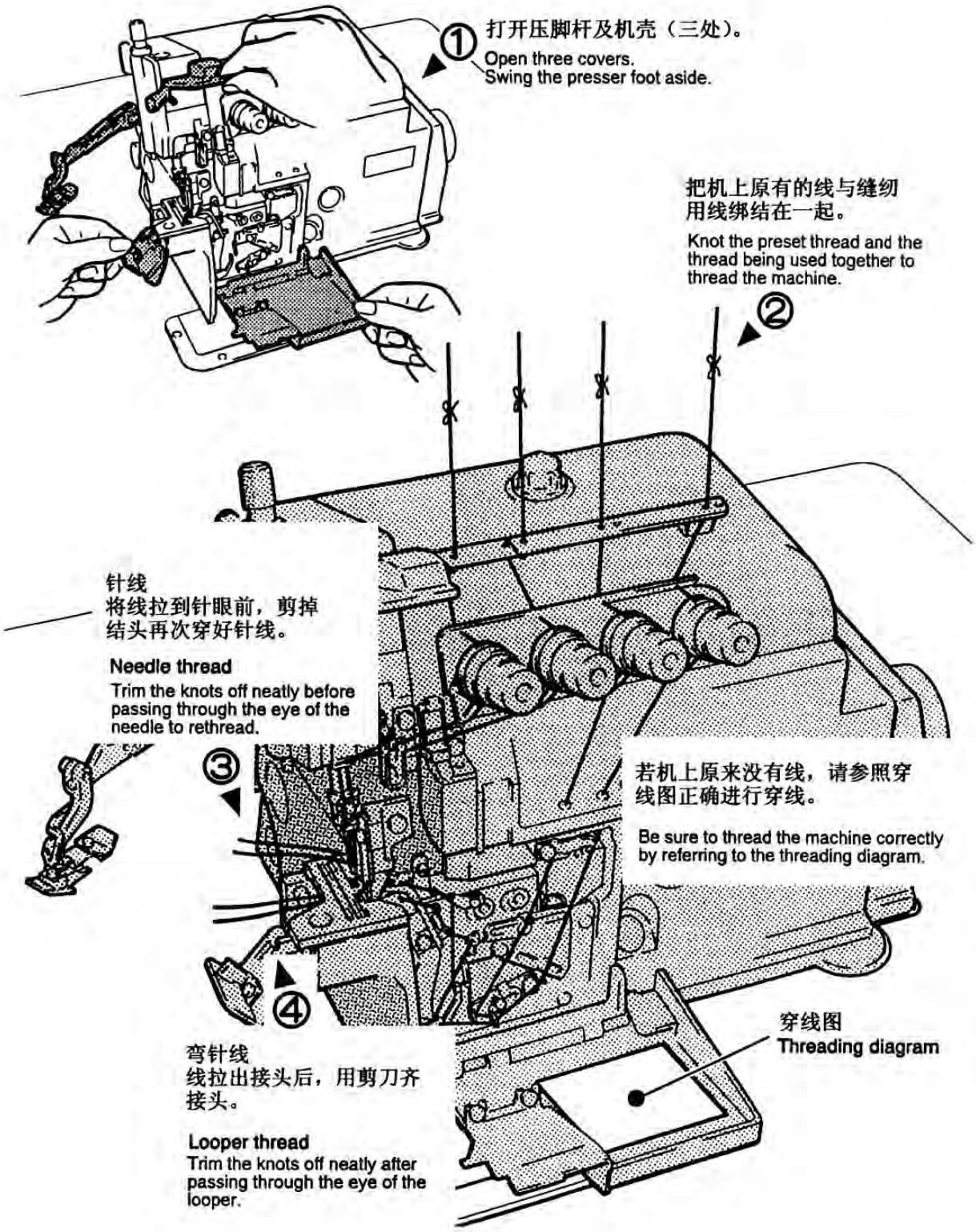

试　缝
TEST SEWING

压脚压力的调节
Presser foot pressure

压脚压力的调节，松动螺母①，调节螺母②，在送布得到稳定状态下尽可能使用较弱的压力为好。

Loosen the adjusting nut①and turn the adjusting nut ② to adjust the presser foot pressure.
It should be as light as possible, yet be sufficient to obtain the proper stitch formation.

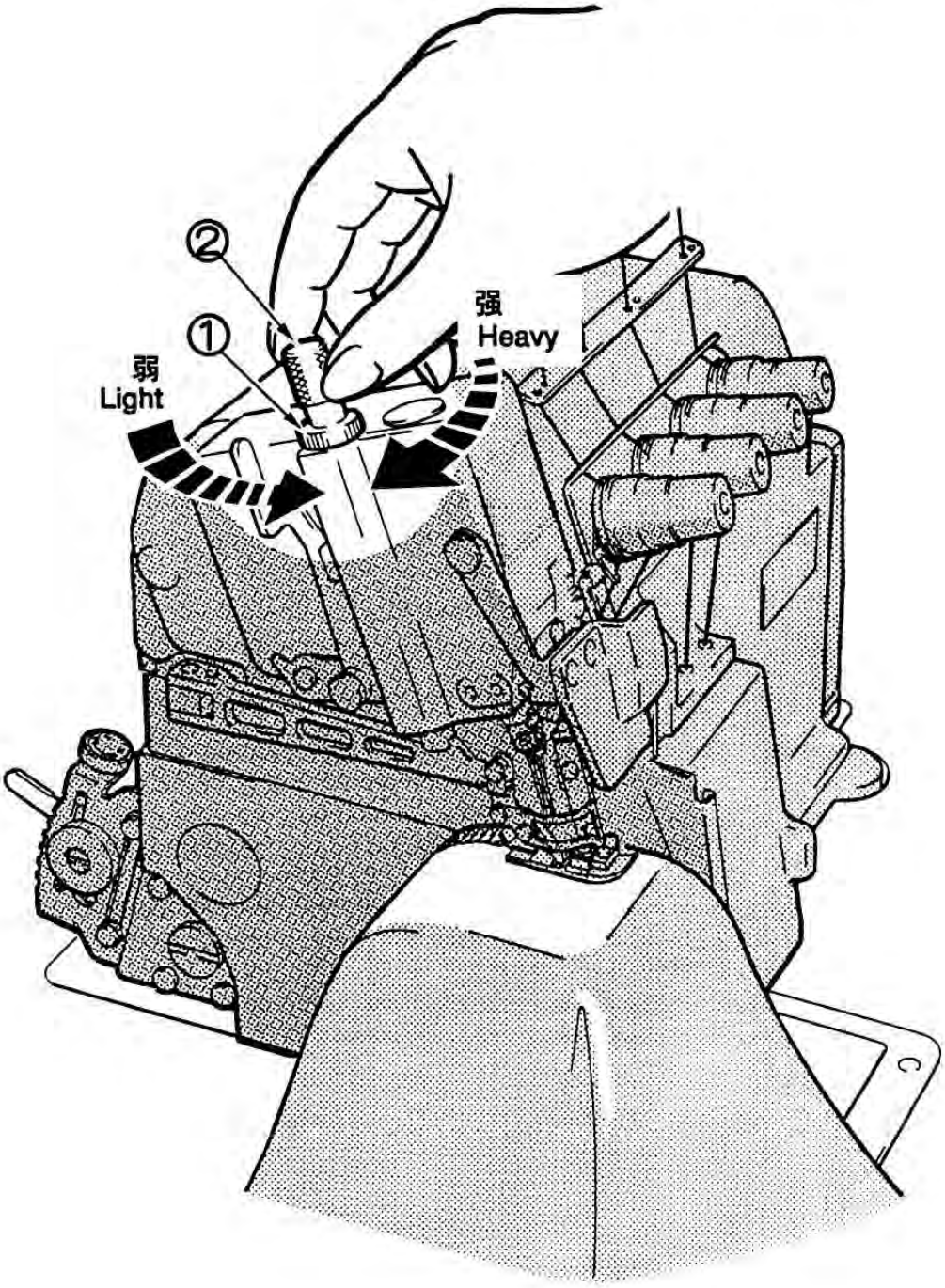

试　缝
TEST SEWING

差动比的调节
Diff. feed ratio adjustment

差动比的调节松开螺母①调节螺母②。

Loosen the adjusting nut ① and turn the adjusting nut ② to adjust the differential feed ratio.

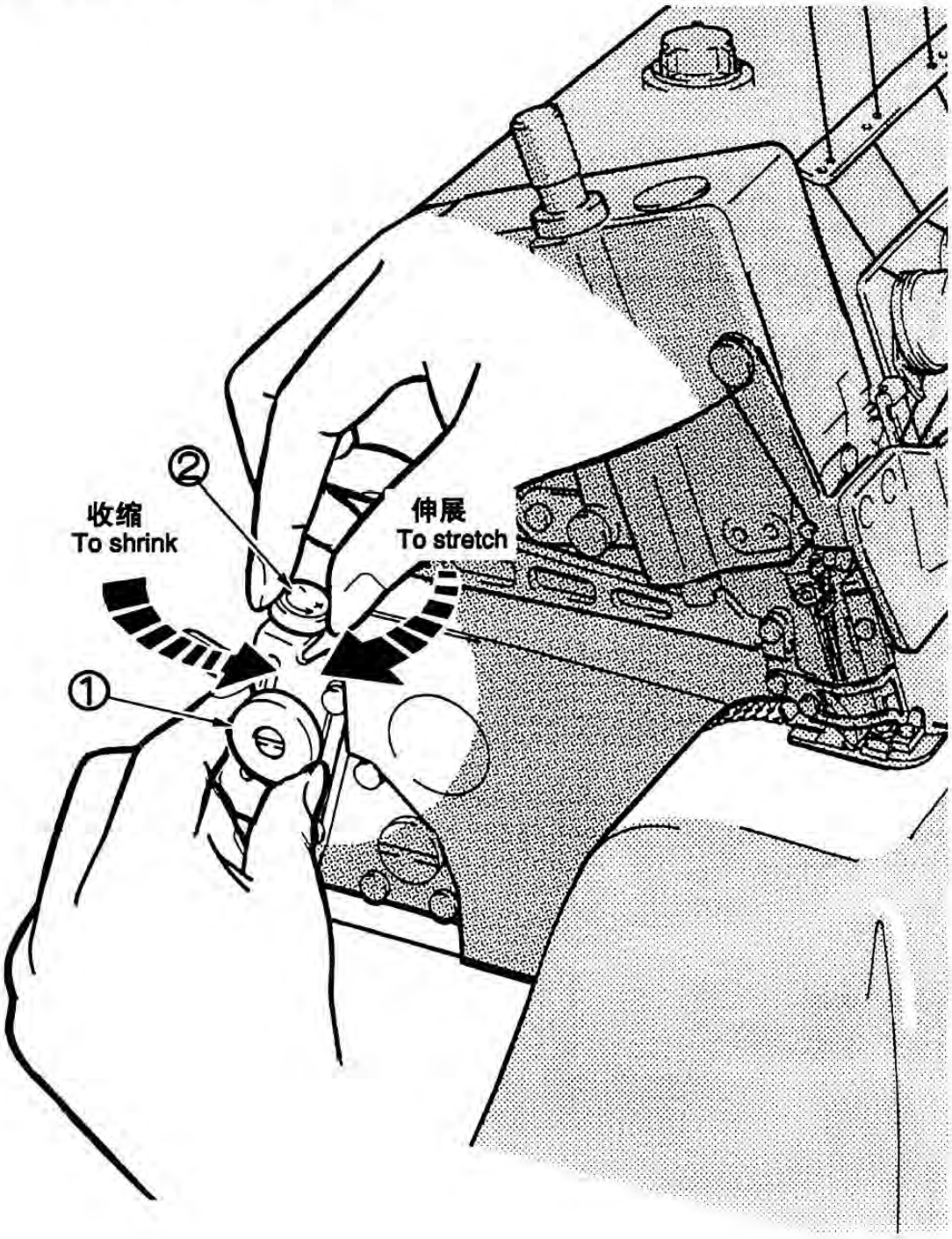

试　缝
TEST SEWING

上送布牙压力的调节
Adjusting the top feed pressure

请松动螺母①拧动螺母②，对上送布牙压力进行调节。
在能得到稳定的线迹的范围内，请尽量调松。

Loosen the adjusting nut①and turn the adjusting nut ② to adjust the top feed pressure.
It should be as light as possible, yet be sufficient to obtain the proper stitch formation.

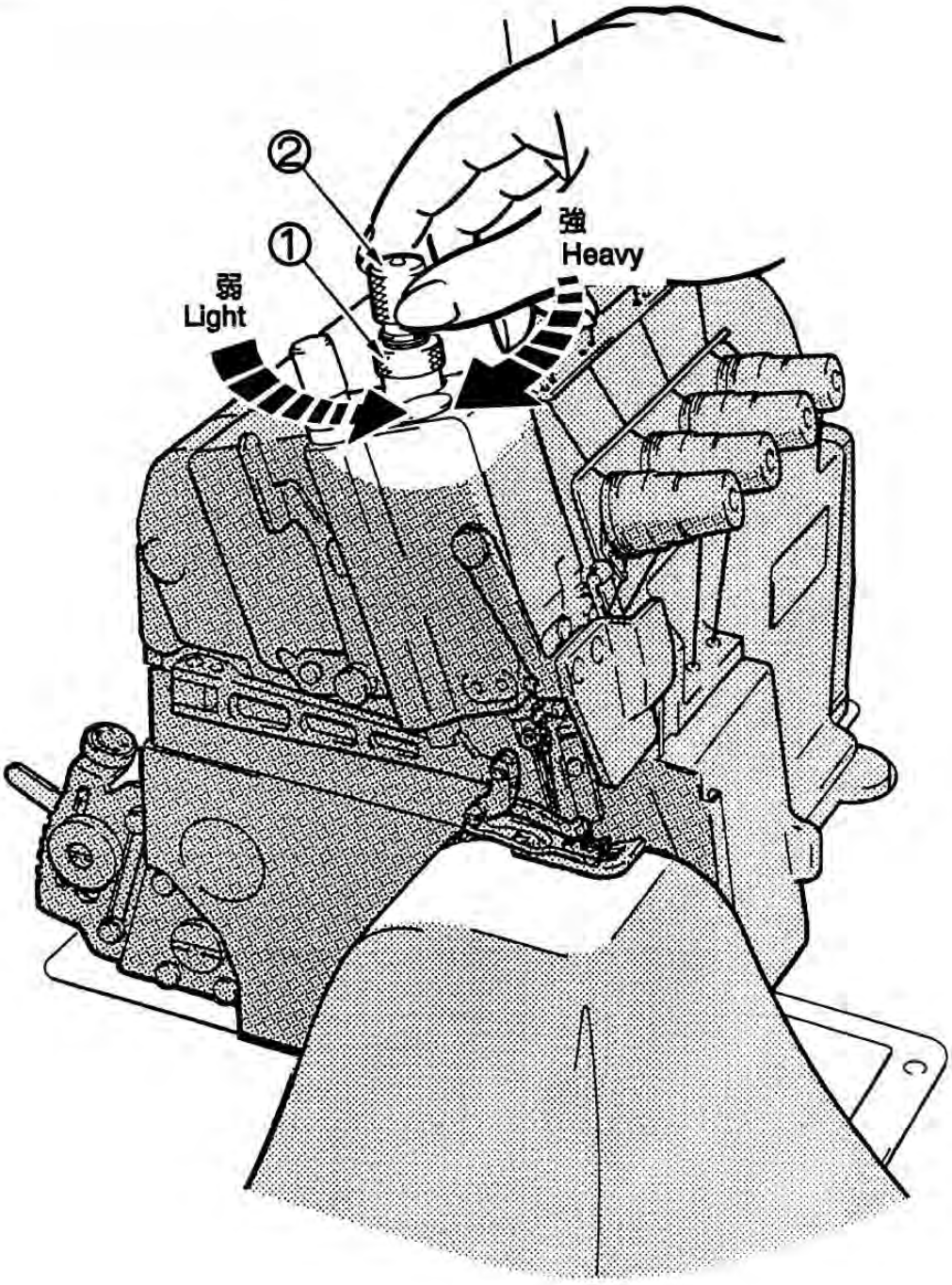

试　缝
TEST SEWING

上送布牙前后量的调节
Adjusting the top feed front-to-back motion

请松动螺母①后拧动螺母②来调节上送布牙的前后量。

After loosening the adjusting nut①, turn the adjusting nut ② to adjust the top feed front-to-back motion.

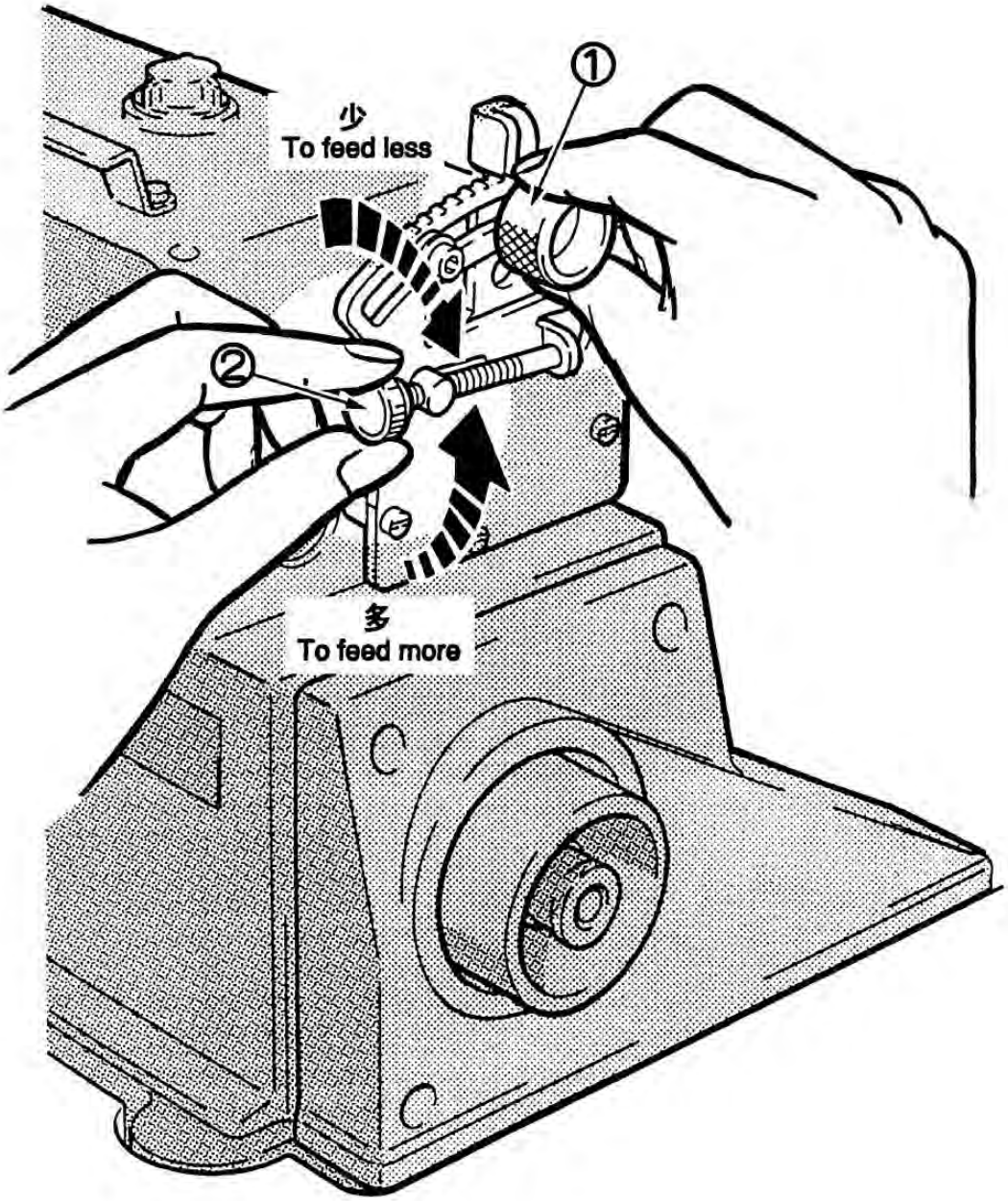

针脚长度的调节
Stitch length adjustment

1、摁住按钮，旋转手轮，按钮会陷进更深处。
2、这时边摁住按钮，边转动手轮，使标准标记号对准所希望的数值。

While pressing the push button, turn the handwheel to seek the position at which the push button goes further into the depth. Then, keeping the push button pressed, turn the handwheel and set the desired scale to the aligning mark.

注：针脚长度的调节务必请在调节差动比之后进行。

Note: Stitch length adjustment must only be made after the differential feed ratio has been changed.

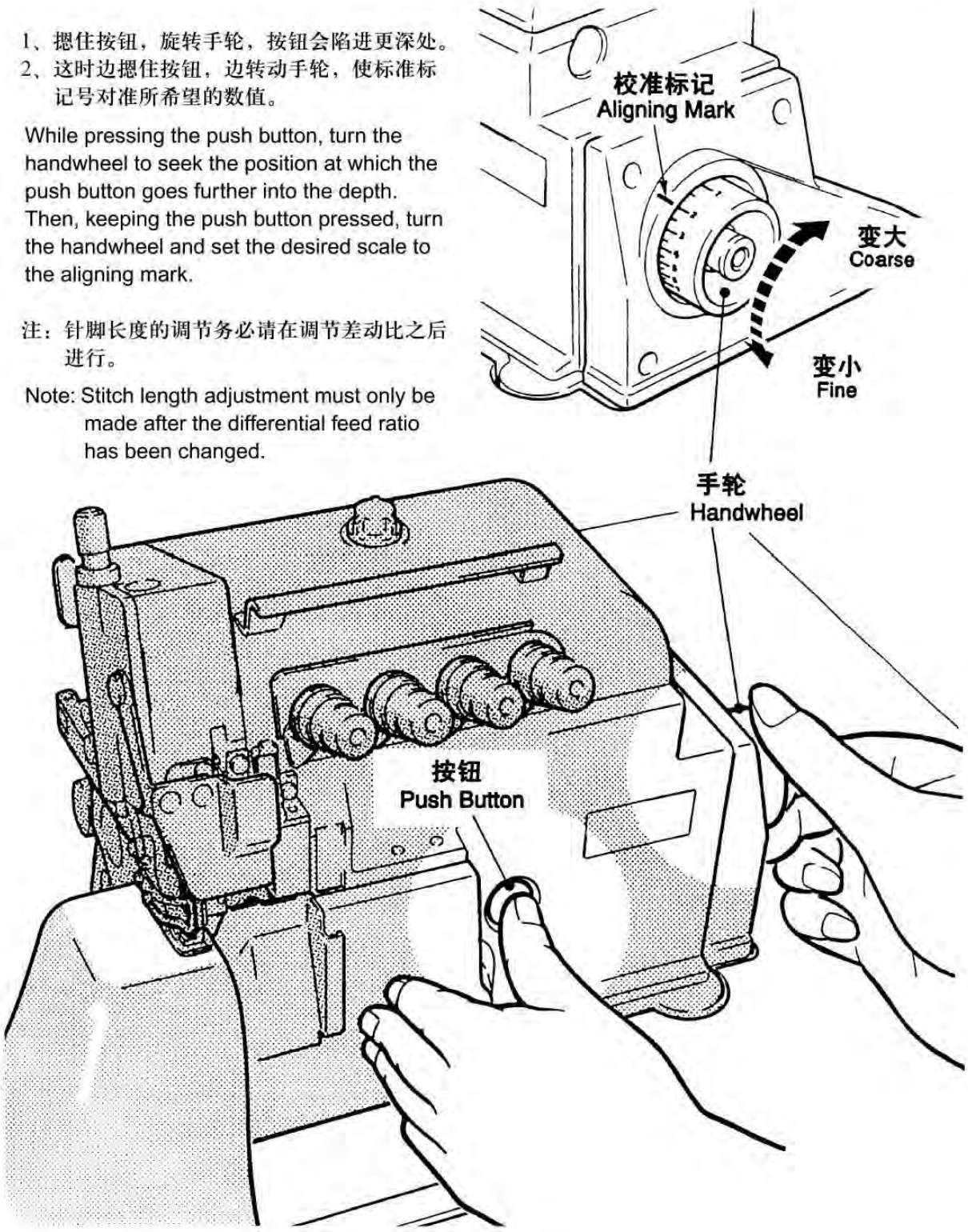

线状态的调节
Thread tension

线张力状态的调节，请用针线调节螺帽①、上弯针线调节螺帽②、弯针线调节螺帽③来进行调节。

Make tension adjustments with the needle thread knob①, the upper looper knob② and the lower looper knob③.

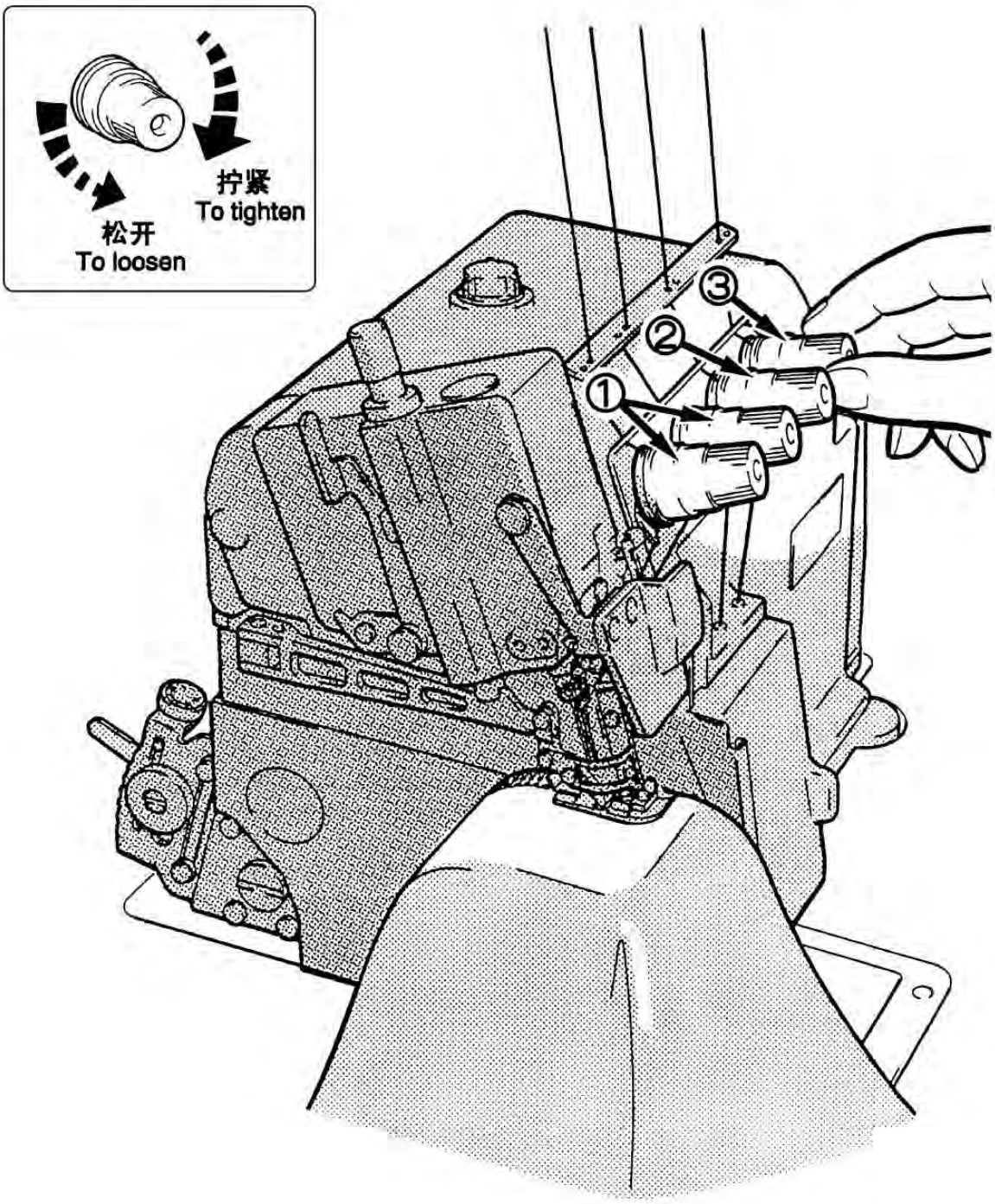

缝纫机的清扫
Cleaning the machine

缝纫机的清扫，以针板槽及送布牙周围为主。

Mainly the slots of the needle plate and the feed rows should be cleaned.

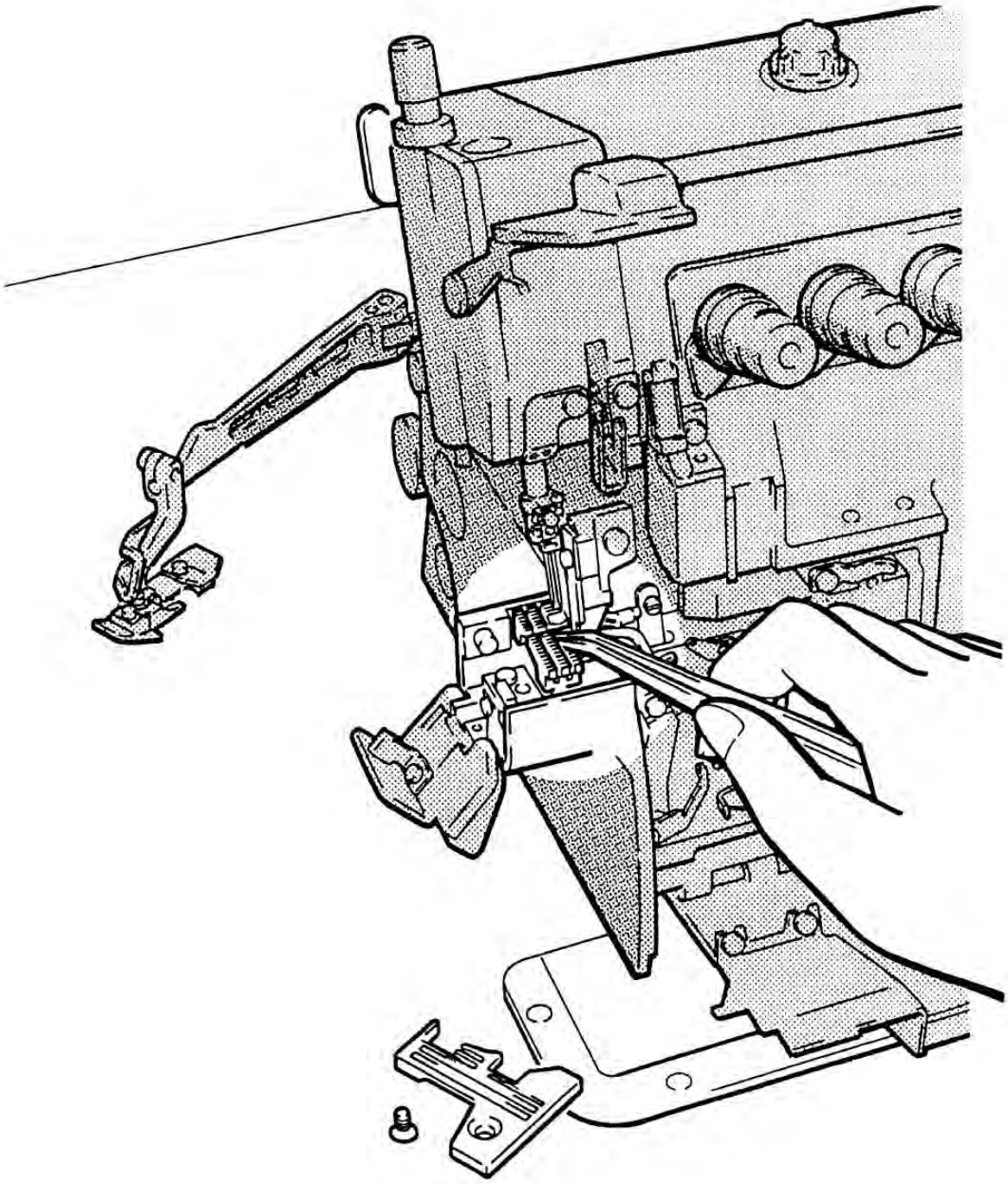

换　针
Replacing the needle

准确辨认针的前后，请将针凹向着后方，即背向操作者进行安装。

针要牢固的插到孔的最深处。

* Check the needle carefully to see that the scarf is turned to the rear of the machine.
* Insert the needle to the proper depth, and fasten securely.

标准使用针：风琴DCx27

Standard needle: Organ DC X 27

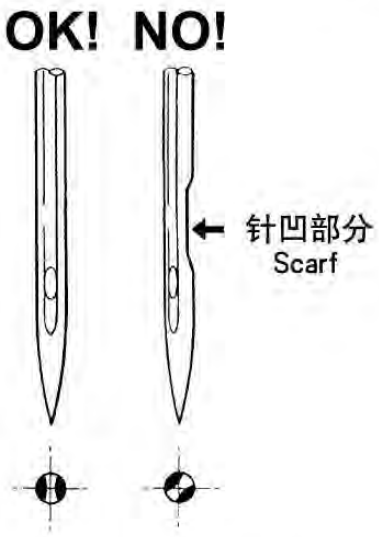

请使用放在附件盒里红色柄的螺丝刀。

Be sure to use the red-handled bex driver packaged in the accessory box.

【注】不要移动螺钉。

【Note】Do not remove the screw.

检查机油的循环
Checking the oil circulation

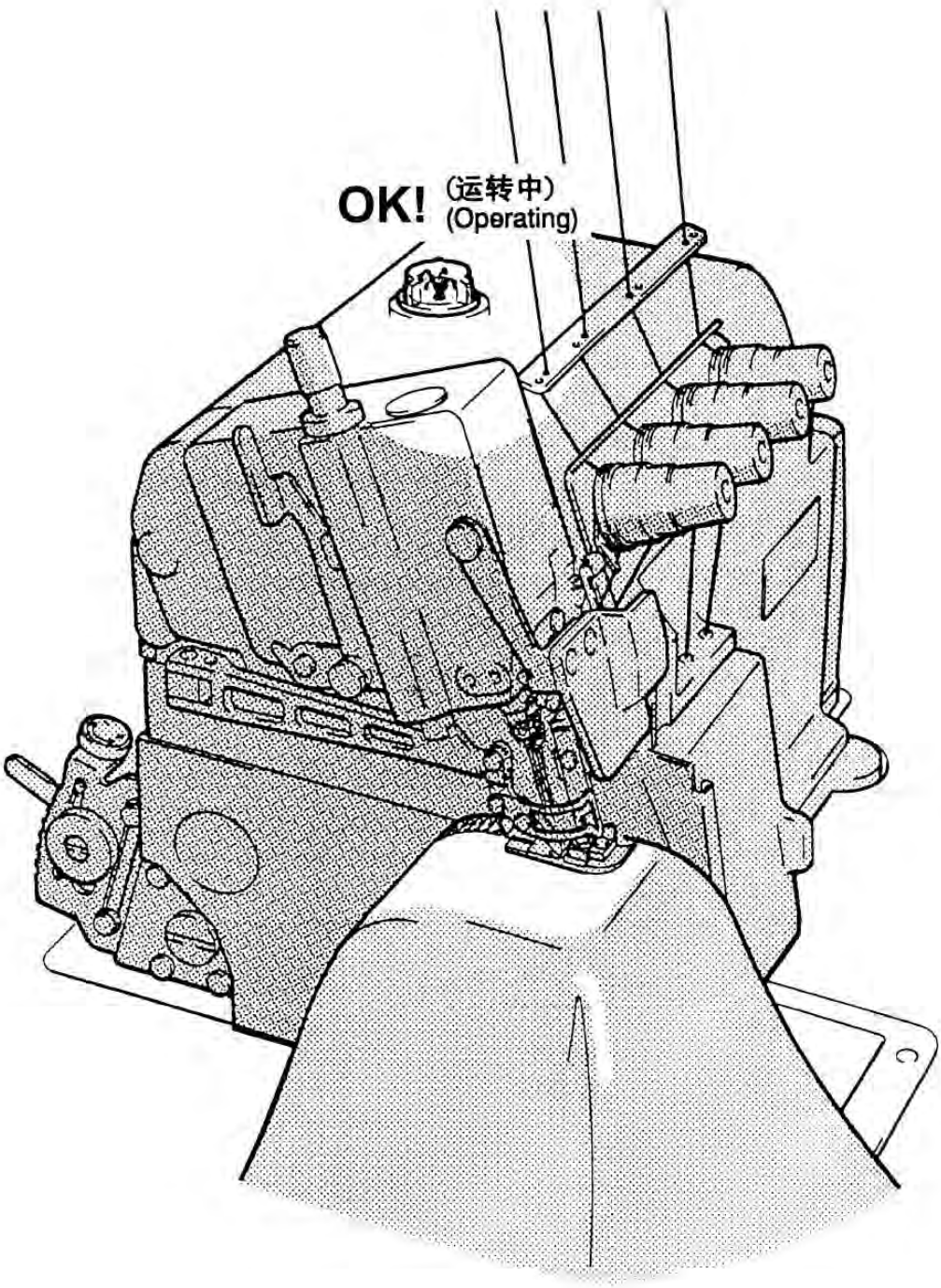

检查油质量，更换油
Checking and replacing the oil filter

机油每6个月检查并更换。

Check and replace the oil filter every six months.

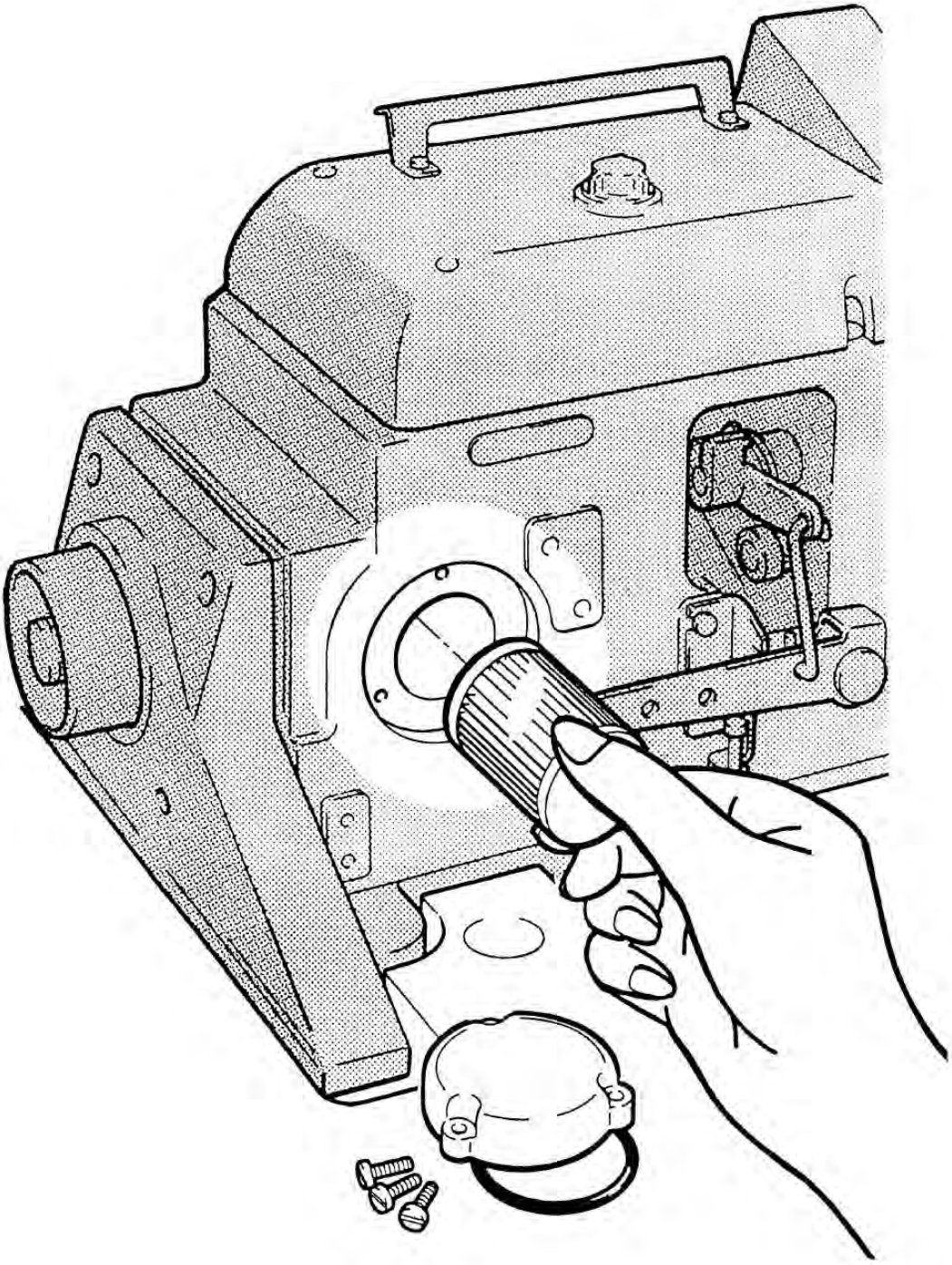

换机油
Replacing the oil

机油的更换，请在使用开始1个月后更换一次，然后，每6个月更换一次。

供油请参见第2页。

Replace the oil one month after the first use and every six months there after.

(See p 2.)

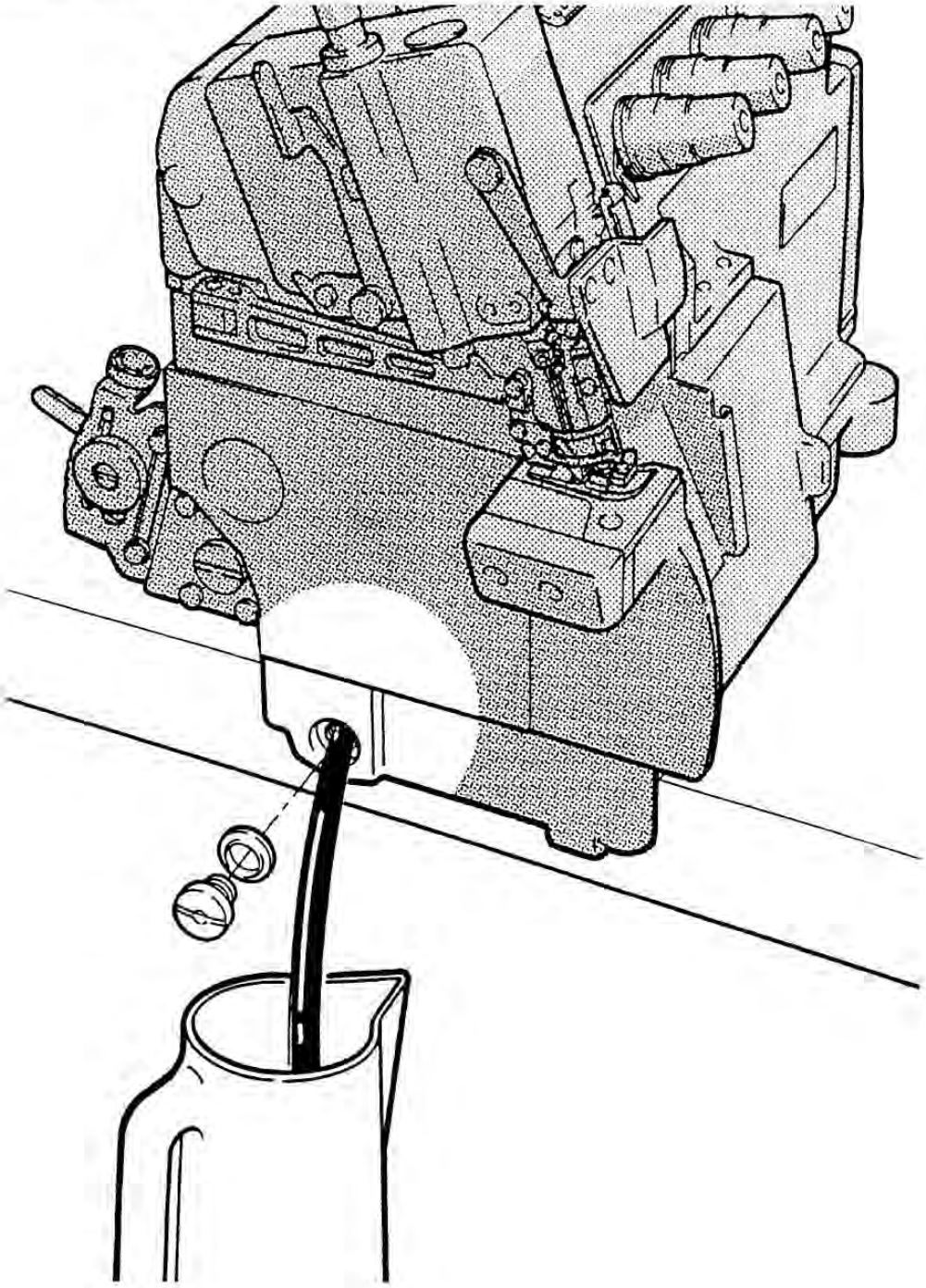

下刀片的更换
Replacing the lower knife

卸下下刀片
To remove the lower knife

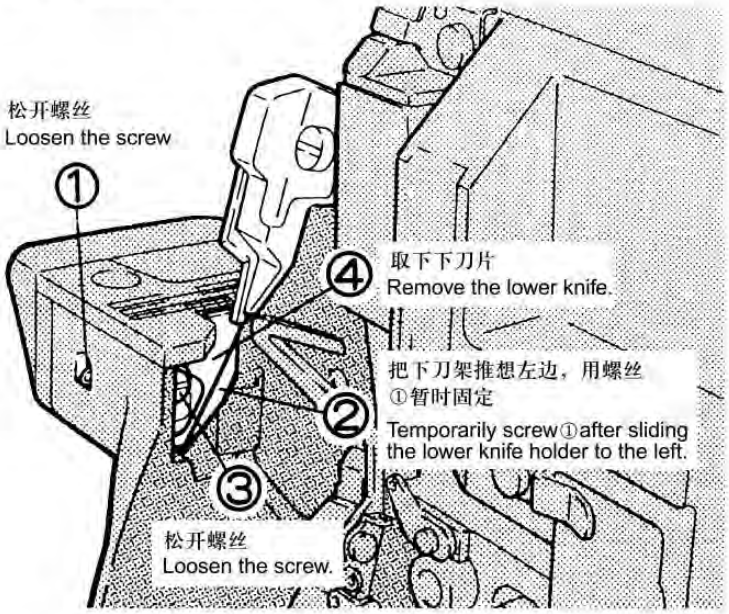

下刀片正确的研磨角度
Correct angles to resharpen the lower knife

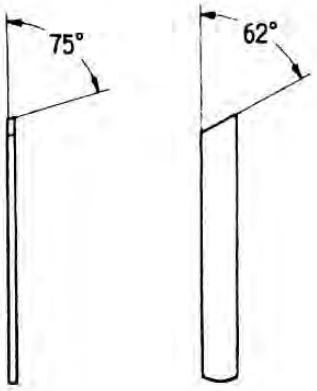

安装下刀片
To replace the lower knife

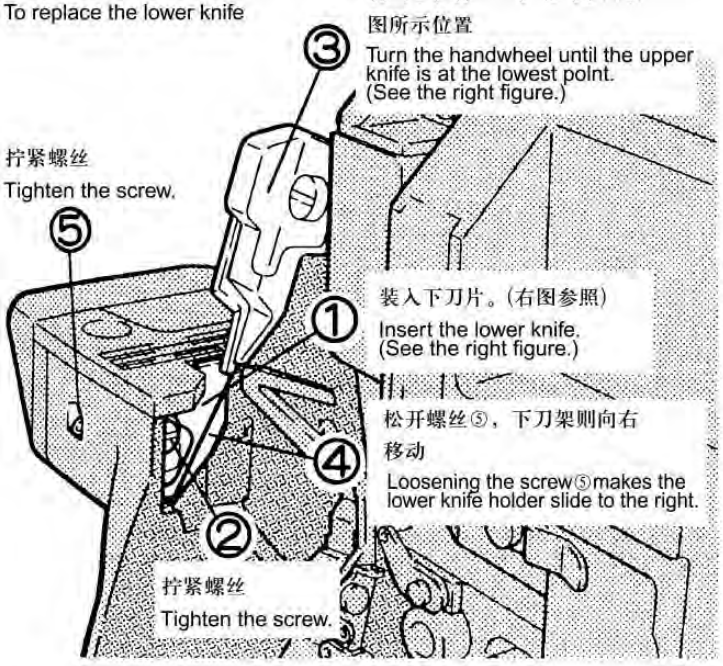

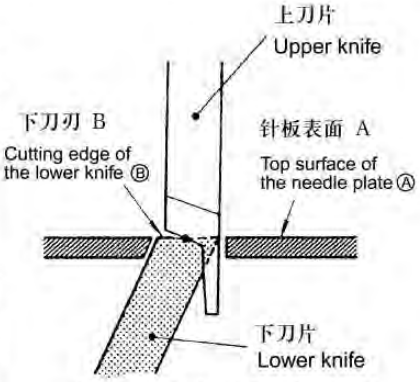

使针板表面A与下刀刃B处于相同水平位置
Level of Ⓐ = Level of Ⓑ

装好下刀片后进行剪线，确认剪切状况
Check cutting action of knives.

JK797调整基准表

机型	机针高度	下弯针引量	上弯针				二重环弯针引量	下弯针			
			出量	高度	弯针架左右位置	上弯针座安装方向		送齿倾斜度	送齿高度	辅助送齿段差	送布偏心量
Subclass	Needle height	Lower looper-needle setting distance	Upper looper-needle setting distance	Upper looper-needle height	Looper holder position of the left and right	Upper looper breacket installation direction	Double chasinstitch looper-needle setting distance	Feed dog height	Auxillary feed dog height	Feeding eccentricity	Speed
JK-797-3-504-02/233N	10.5	3.8	4.4-4.7	10.9	16.9	左	----	针板上面水平	0.8	0.8	0.35-2
JK-797-3-504-02-233	10.5	3.8	4.4-4.7	10.9	16.9	左	----	针板上面水平	0.8	0.8	0.35-2
JK-797-3-505-12/233	10.5	3.8	4.4-4.7	10.9	16.9	左	----	针板上面水平	0.8	0.8	0.35-2
JK-797-3-504-04/433	11.9	4.2	4.4-4.7	11.5	15	右	----	针板上面水平	1	0.3	0.35-2
JK-797-4-514-03/33N	10.5	3.8	5.4-5.7	10.6	16.1	左	----	针板上面水平	0.8	0.8	0.35-2
JK-797-4-514-04/433	11.9	4.2	5.4-5.7	11.1	16.1	右	----	针板上面水平	1	0.3	0.35-2

参数表　Parameter list

参数 Para-meter	参数作用 function	参数说明 description
V	速度 Parameter for adjust the speed	速度=显示值x100（转/分） Speed=Value show in the digital X100(RPM/Min)
M	自动停针功能开关 Set needle pos-ition function	0: 关闭自动停针功能 0: turn off needle position function 1: 打开自动停针功能 1: turn on needle position function
Y	自动停针 Parameter for needle position	右数码管上横亮表示上针位；右数码管下横亮表示下针位。 Digital tube show "-" in upper location means upper needle position and in down location means down needle position 注意：当M参数设置为0时，Y参数将不显示。 Note: Y do not work when M value is 0
b	电机转动方向 Set the rotation	数码管笔断转动方向表示电机转动方向 The LED light running direction in the right side digital tube means the rotation of the motor

错误代码一览表　List of error codes

E1	电机发生堵转故障 Motor with locked-rotor problem	电机负荷过大，请减轻负荷后重启电机； Please reduce the load capacity and then restart the motor 请检查缝料是否太厚； please check if the sewing material is too heavy 机器是否缺少润滑； Please check if the machine needs lubrication. 检查10芯电机插件是否松动或者脱落； Please check if the 10core line connect well or not
E2	过流或者欠压 over-current or under-voltage	请检查供电电压是否正常； Please check the voltage 一般是负荷过大或者控制器故障引起的，若重启后也不能解决，建议联系经销商解决； Because of supercharge or controller failure, if turn on the motor again can't solve the problem, please contact the local agent 检查10芯电机插件是否松动或者脱落； Please check if the 10core line connect well or not
E3	主板读参数错误 The board can not read the parameter	出现此种状况，需要关闭电源，稍后再打开电源开关即可； Please turn off the power and then turn it on again. 若重启后也不能解决，建议联系经销商解决； If can't solve the problem, please contact the local agent
E4	电机霍尔信号出错 Hall signal error	请检查电机十芯插头连接是否可靠，霍尔信号线是否有断线，插针是否退出或者变形； Please check if the 10core line connect well or not, please check if the connect line of hall is well or not
E5	定针位出错 Needle position with problem	请检查定位器插头连接是否可靠。 (如果定位器损坏或者不需要定位功能时，当报E5后，按住右键S约3S，就可以进入参数设置界面，把M设置成0，即可关闭定针功能) Please check if the positioner connect well (if the positioner damage or don't need needle position function and with Er5 code, please keeping press S around 3seconds, enter parameter model, set M value into 0 can turn off the function

注意：系统报错后，机器将无法运行，显示面板持续显示错误码，请排除故障后再上电。
Note: If the control box give the error code made the machine can't run, please don't turn on the power till the problem solved

1

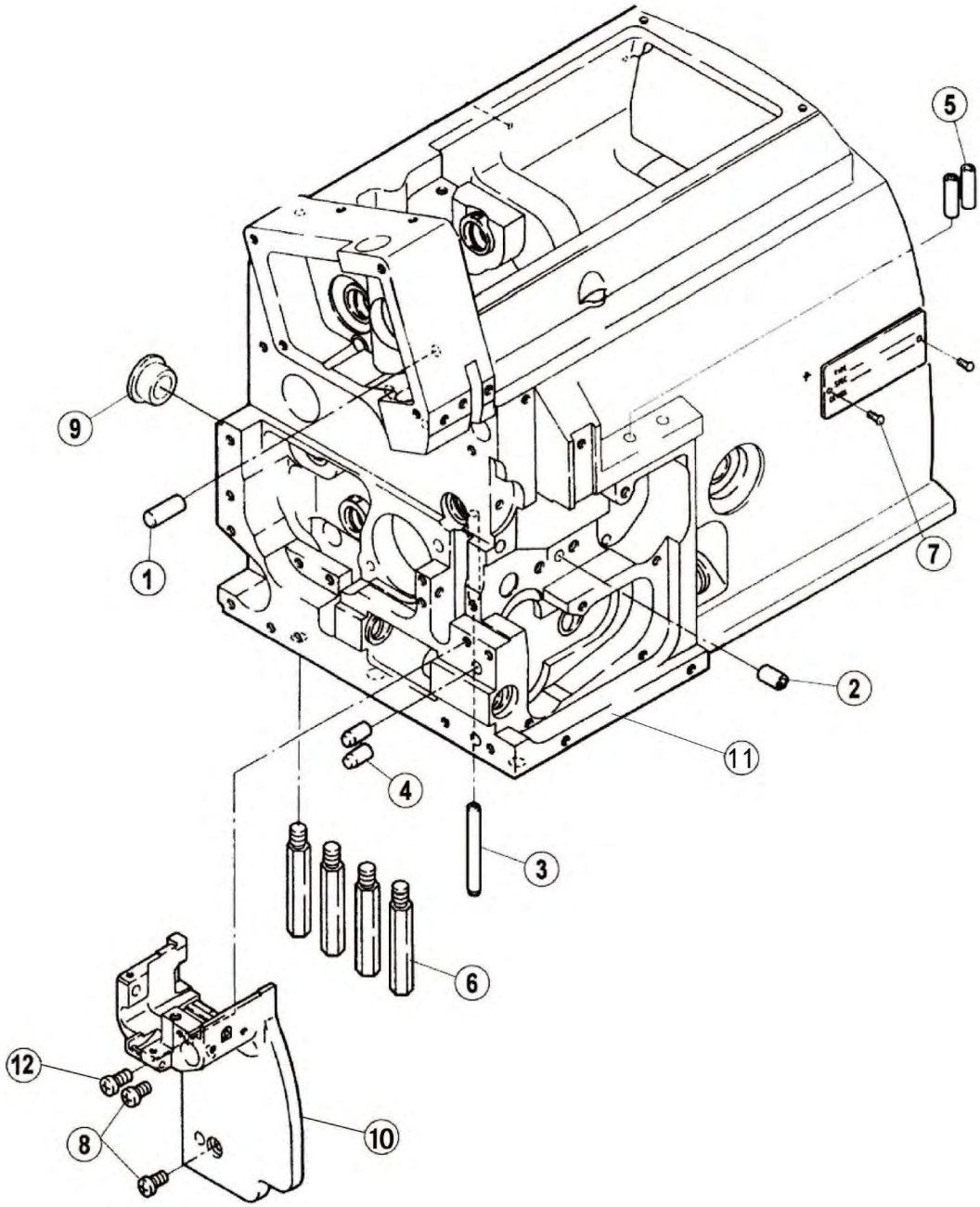

一、机壳部分/Machine Bed Frame

序号 NO.	公司件号 Part NO.	参考件号 Ref.Part No.	名称	Description	数量（Number）		
					三线 three-thread	四线 four-thread	五线 five-thread
1	P03010	2010020	销5×16	Pin	1	1	1
2	P03017	2101820	销5×10	Pin	1	1	1
3	P03018	2402990	销4×40	Pipe	1	1	1
4	P01001	2400940	定位销	Pin	2	2	2
5	20513008	2403250	过线管	Pipe	2	2	2
6	206S30001	2700470	支柱	Bed Pin	4	4	4
7	R03001	2106790	铆钉	Pin	2	2	2
8	207S11007	007019A0	螺钉M4×7.5	Screw	2	2	2
9	20722004	2403100	油塞	Plug	1	1	1
10	301261	———	缝头	Bracket	1	1	1
11	301501	———	797机壳（喷漆）	machine frame	1	1	1
12	403S11051	———	复合槽圆柱头螺钉	Screw	1	1	1

2

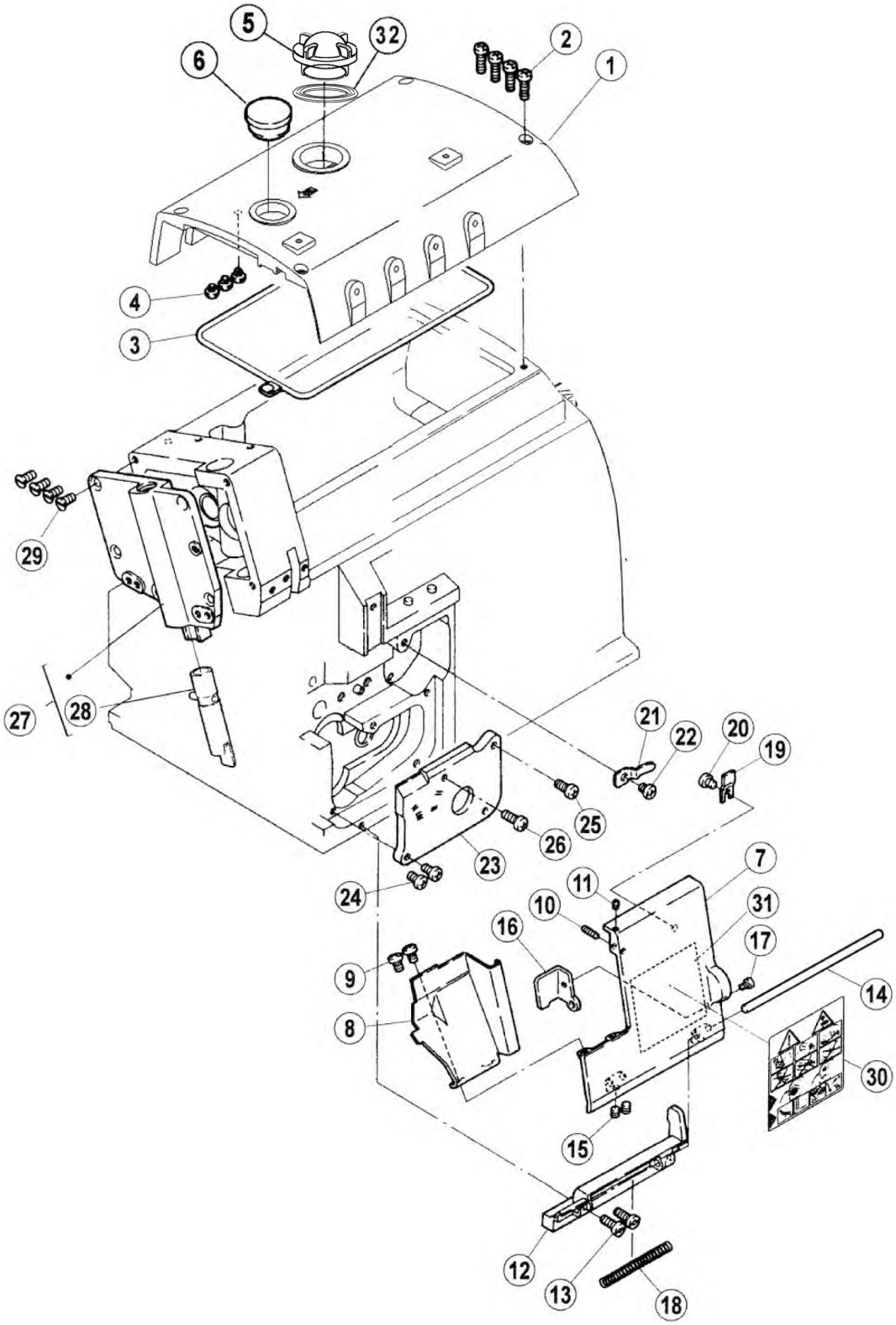
5
32
6
2
1
4
3
29
27
28
21
22
20
19
25
26
23
24
7
11
10
31
16
17
9
14
8
30
15
12
13
18

二、罩壳部件(1) Cover Components(1)

序号 NO.	公司件号 Part NO.	参考件号 Ref.Part No.	名称	Description	数量（Number）		
					三线 three-thread	四线 four-thread	五线 five-thread
1	301262	270148-SD0	上罩	Top Cover	1	1	1
2	S04060	XXXXXX	螺钉M4×10	Screw	4	4	4
3	20422001	2701490	上罩油封	Gasket	1	1	1
4	20622003	2403050	减震垫	Rubber Cushion	3	3	3
5	20711055	2064571	油标盖	Oil Sight Window	1	1	1
6	20722002	2066820	油塞	Gasket	1	1	1
7	301263	270150-UD0	前罩（右）	Front Cover(Right)	1	1	1
8	20412002	2701510	前罩（左）	Front Cover(Left)	1	1	1
9	207S11011	007018A0	螺钉M4×5	Screw	2	2	2
10	207S14002	0045740	螺钉M3×12	Screw	1	1	1
11	207S14003	0045350	螺钉M3×4	Screw	1	1	1
12	20401002	270014A0	铰链	Hinge	1	1	1
13	207S11008	007021A0	螺钉M4×12	Screw	2	2	2
14	20426002	270043A0	销	Pin	1	1	1
15	207S14001	0045430	螺钉M4×4	Screw	2	2	2
16	20712002	2700180	锁紧板	Latch	1	1	1
17	207S11009	0070090	螺钉M3×4.5	Screw	1	1	1
18	20427001	2403010	弹簧	Spring	1	1	1
19	20412003	2701520	卡片	Latch	1	1	1
20	207S11011	007018A0	螺钉M4×5	Screw	1	1	1
21	20612004	2100440	前罩板卡簧1	Flat Spring	1	1	1
22	207S11011	007018A0	螺钉M4×5	Screw	1	1	1
23	20712005	2701530	前盖板	Cover	1	1	1
24	S04060	XXXXXX	螺钉M4×10	Screw	2	2	2
25	207S11008	007021A0	螺钉M4×12	Screw	1	1	1
26	207S11008	007022A0	螺钉M4×12	Screw	1	1	1
27	301264	270083B9U0	侧盖主件	Side Cover Assy.	1	1	1
28	2070201100	274011-910	压脚杆组件	Presser Bar	1	1	1
29	207S17005	XXXXXX	螺钉M4×10	Screw	4	4	4
30	20131063	9A31261	警告牌	Label	1	1	1
31	20437006	XXXXXX	穿线指示标	Threading Diagram	1	1	1
32	21022003	XXXXXX	油窗垫	Oil window mat	1	1	1

3

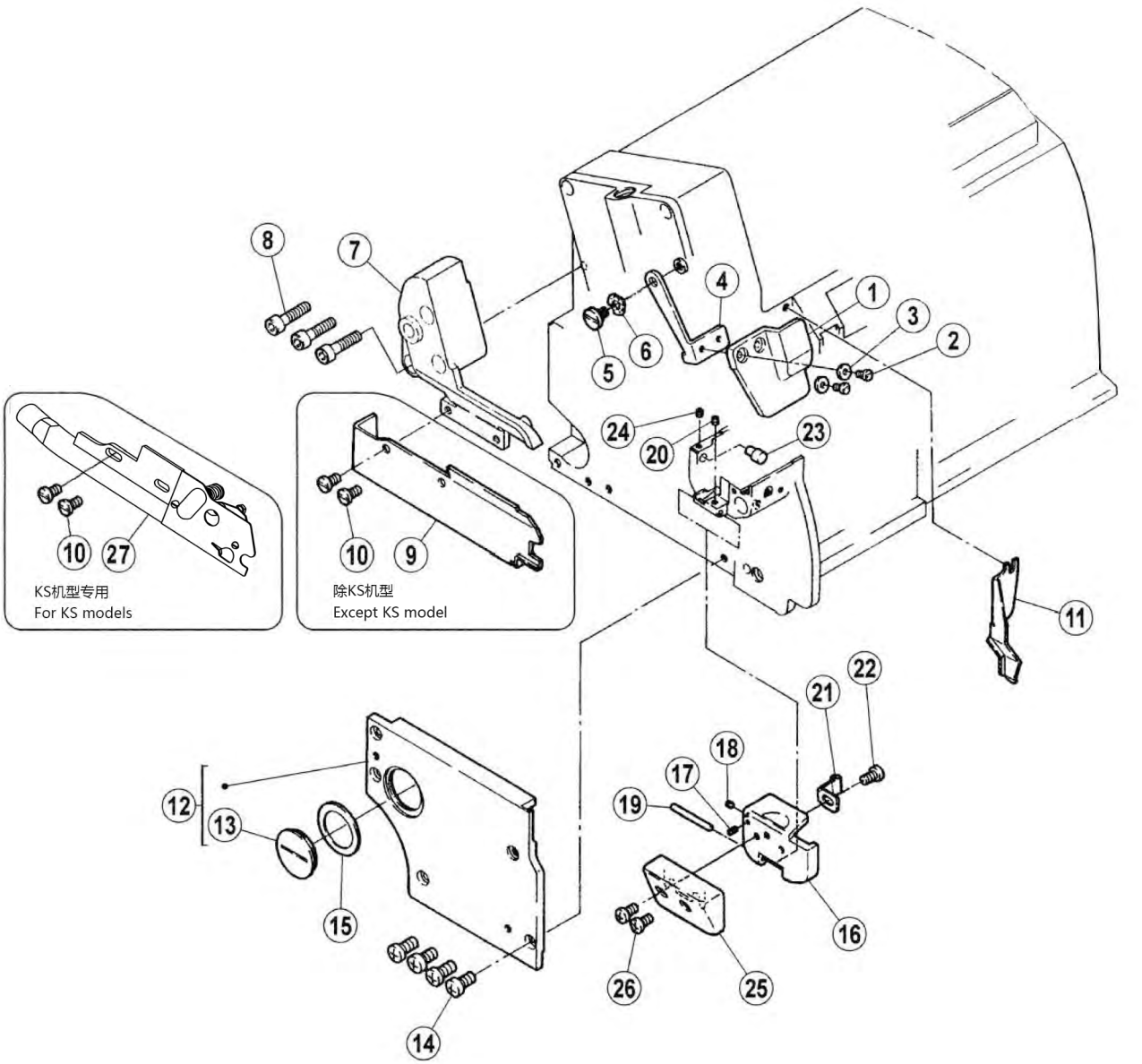
8
7
4
1
3
2
5
6
24
20
23
10
27
KS机型专用
For KS models
10
9
除KS机型
Except KS model
11
22
21
18
17
19
12
13
15
16
26
25
14

三、罩壳部件(2) Cover Components(2)

序号 NO.	公司件号 Part NO.	参考件号 Ref.Part No.	名称	Description	数量（Number）		
					三线 three-thread	四线 four-thread	五线 five-thread
1	20711005	270032	防护罩	Eye Guard	1	1	1
2	207S11015	0070620	螺钉M3×6	Screw	2	2	2
3	W01011	2028750	垫圈 3	Washer	2	2	2
4	20112098	2700341	托架	Bracket	1	1	1
5	207S20002	0070660	螺钉M4	Screw	1	1	1
6	20128015	2103070	波形垫圈	Washer	1	1	1
7	301265	2700680	支架	Bracket	1	1	1
8	207S13003	0045110	螺钉M6×25	Bolt	3	3	3
9	20412004	2701670	布料挡板	Fabric Guide	1	1	1
10	208S15002	0073550	螺钉M5×5.5	Screw	2	2	2
11	20412014	2701790	挡油板	Cover	1	1	1
12	301266	270166-SD0	盖板	Cover Assy.	1	1	1
13	20430001	2701450	盖板螺丝	Cover	1	1	1
14	207S11007	007019A0	螺钉M4×7.5	Screw	4	4	4
15	20422010	2701750	密封垫	Gasket	1	1	1
16	20401004	213062A0	缝台侧盖	Side Cover	1	1	1
17	207S14003	0045960	螺钉M3×4	Screw	1	1	1
18	207S14009	---	螺钉M3×3	Screw	1	1	1
19	20426003	3069200	转动销	Pin	1	1	1
20	207S14009	---	螺钉M3×3	Screw	1	1	1
21	20427002	2130630	板弹簧	Flat Spring	1	1	1
22	207S11011	0071960	螺钉M4×5	Screw	1	1	1
23	20426004	2132730	销	Pin	1	1	1
24	207S14009	---	螺钉M3×3	Screw	1	1	1
25	2041200600	213094-910	盖板组件	Cover	1	1	1
26	207S11011	007017A0	螺钉M4×5	Screw	2	2	2
27	2041204200	---	KS组件	KS component	1	1	1

4

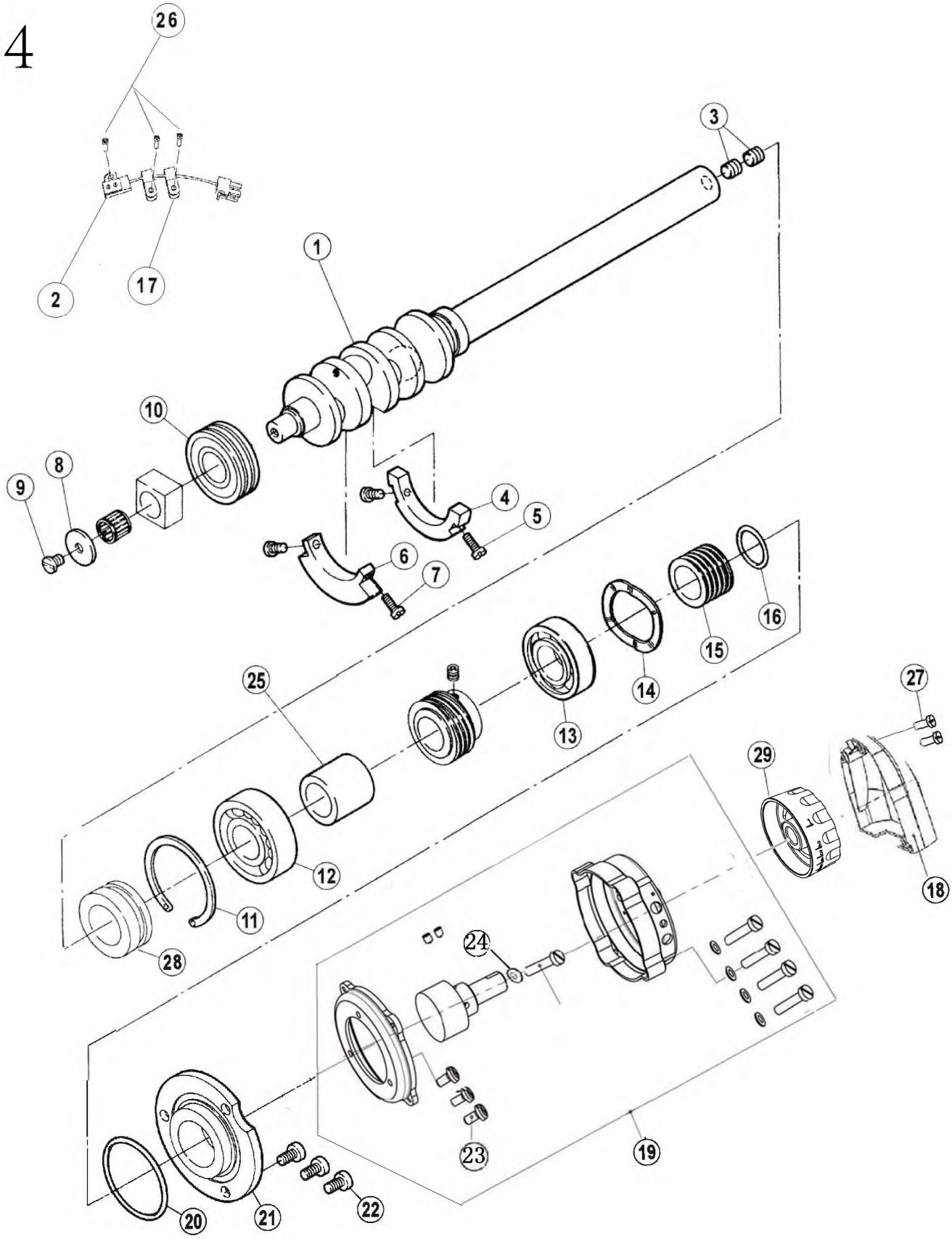

四、主轴部件 Crankshaft Drive Mechanism

序号 NO.	公司件号 Part NO.	参考件号 Ref.Part No.	名称	Description	数量（Number）		
					三线 three-thread	四线 four-thread	五线 five-thread
1	400357	270522A0	主轴	Crankshaft	1	1	1
2	2013001000		LED灯组件	LED ASSY	1	1	1
3	S10013	0045220	螺钉M6×6	Screw	2	2	2
4	20709035	2705020	平衡块	Balance Weight	1	1	1
5	207S11017	0070110	螺钉M3×8	Screw	2	2	2
6	20401005	2705240	平衡块	Balance Weight	1	1	1
7	207S11017	0070110	螺钉M3×8	Screw	2	2	2
8	20428002	2405030	垫片	Washer	1	1	1
9	207S11011	0071430	螺钉M4×5	Screw	1	1	1
10	B04029	2403300	轴承6202ZLB	Ball Bearing	1	1	1
11	20729001	2403350	卡簧	Ring	1	1	1
12	B04005	2115260	轴承6203LLU	Ball Bearing	1	1	1
13	B04005	2115260	轴承6203LLU	Ball Bearing	1	1	1
14	W03003	2403060	垫圈32	Washer	1	1	1
15	20103002	2100560	主轴中轴套	Oil Seal	1	1	1
16	001025	2100570	O型圈17×1.8	O Ring	1	1	1
17	20711210		R型线夹	R thread clamp	2	2	2
18	20711056		电机罩(新颜色)		1	1	1
19	2073301200		包缝直驱电机		1	1	1
20	001028	2400340	O型圈41×1.8	O Ring	1	1	1
21	20708015	2115280	轴承端盖	Right Cover	1	1	1
22	S04060		螺钉M4×10	Screw	3	3	3
23	S01011		螺钉M5×10	Screw	3	3	3
24	W02004	2042930	Φ6.1弹垫	Washer	1	1	1
25	20403001	2705230	衬圈	Spacer	1	1	1
26	207S11007		螺钉	Screw	3	3	3
27	207S11026		螺钉	Screw	2	2	2
28	20403017		中轴套	Sleeve	1	1	1
29	304026		手轮(喷漆)	Tandwheel	1	1	1

5

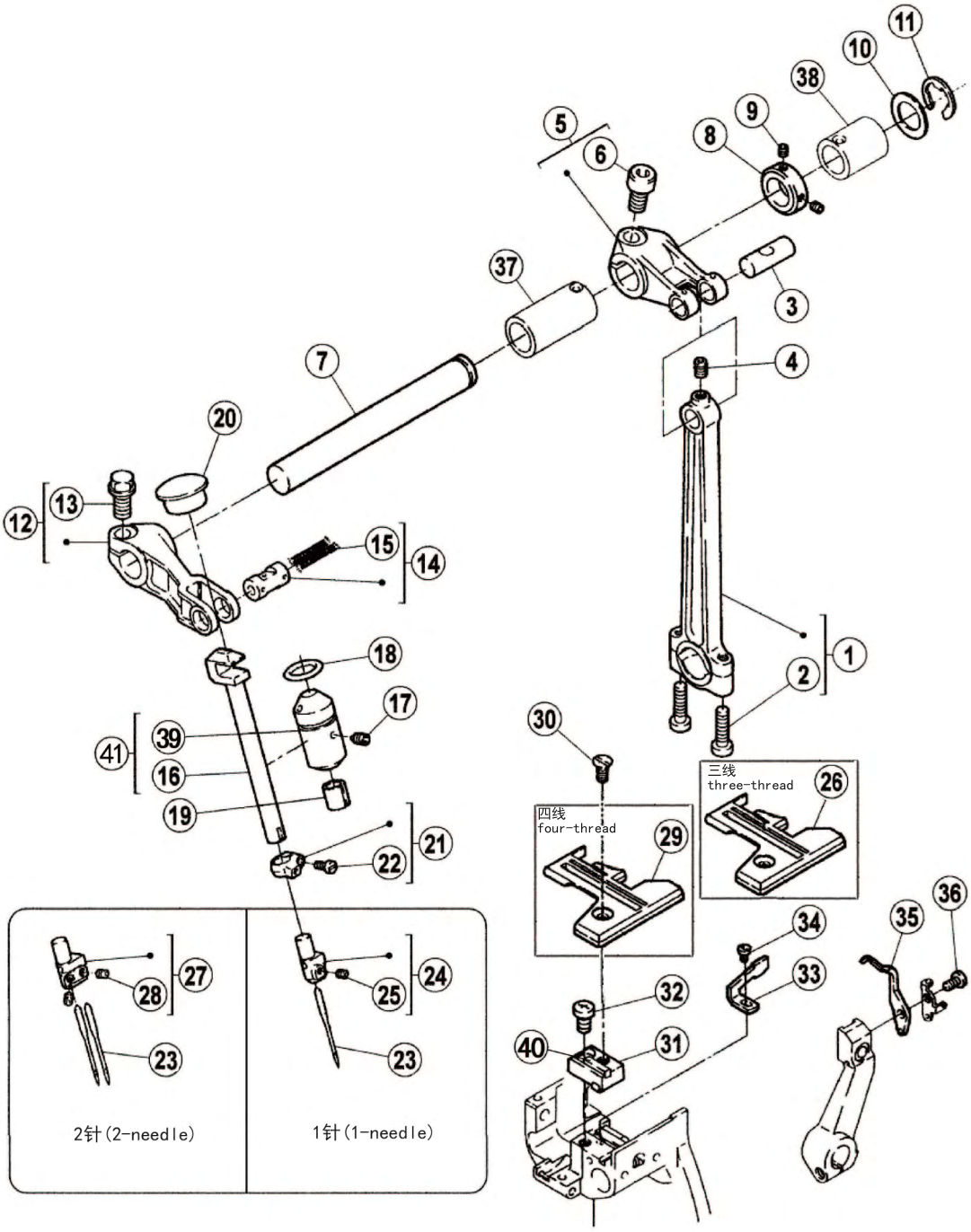
11
10
38
9
8
5
6
37
3
7
4
20
13
12
15
14
1
18
2
17
30
39
41
16
三线
three-thread
26
19
四线
four-thread
29
21
22
36
35
34
27
28
24
25
33
32
23
23
40
31
2针(2-needle)
1针(1-needle)

五、针杆机构 Needle Drive Mechanism

序号 NO.	公司件号 Part NO.	参考件号 Ref.Part No.	名称	Description	数量（Number）		
					三线 three-thread	四线 four-thread	五线 five-thread
1	400039	271000-920	连杆	Connection	1	1	1
2	S01039	XXXXXX	螺钉M4×15	Screw	2	2	2
3	20626003	2710010	曲柄销	Pin	1	1	1
4	207S14007	0045380	螺钉M4×6	Screw	1	1	1
5	20704001	271002-920	上轴曲柄	Crank	1	1	1
6	S05018	0045330	螺钉M6×0.75×12	Bolt	1	1	1
7	20402007	271003D0	上轴	Shaft	1	1	1
8	20808006	2402920	上轴挡圈	Collar	1	1	1
9	207S14014	0045540	螺钉M3×3	Screw	2	2	2
10	20628014	2082350	上刀架垫片	Washer	1	1	1
11	H05008	2025770	挡圈8	Ring	1	1	1
12	20704002	271004-920	针杆曲柄	Lever	1	1	1
13	207S12002	0071500	螺钉	Bolt	1	1	1
14	20626003	2710010	曲柄销	Shaft Assy.	1	1	1
15	20523005	2021770	油线	Oil Wick	0.033	0.033	0.033
16	20702052	271005B91Y0	针杆(DLC处理)	Needle Bar	1	1	1
17	207S14008	0045460	螺钉M4×5	Screw	1	1	1
18	001026	2010220	O型圈11.5×1.5	O Ring	1	1	1
19	20723003	179009-050	毛毡	Felt	1	1	1
20	20722004	2403100	油塞	Plug	1	1	1
21	20708031	271009-920	挡圈	Ring	1	1	1
22	207S11023	0070350	螺钉3×6	Screw	1	1	1
23	20117012	XXXXXX	针	Needle	1	2	2
24	20734001	XXXXXX	三线针夹头	Needle Holder	1	0	0
25	207S14014	0045540	螺钉M3×3	Screw	1	0	0
26	20415004	XXXXXX	针板(三线)	Needle Plate	1	0	0
27	20734002	XXXXXX	四线针夹头	Needle Holder	0	1	0
28	207S14014	0045540	螺钉M3×3	Screw	0	2	0
29	20415003	XXXXXX	针板(四线)	Needle Plate	0	1	0
30	207S17003	XXXXXX	螺钉M4×7.5	Screw	1	1	1
31	20401008	213060A910	针板支架	Bracket Assy.	1	1	1
32	207S11007	007019A0	螺钉M4×7.5	Screw	1	1	1
33	20417001	XXXXXX	前护针	Needle Guard(Front)	1	1	1
34	S01012	0070310	螺钉M2.5×4	Screw	1	1	1
35	20417002	XXXXXX	后护针	Needle Guard(Rear)	1	1	1
36	207S11015	0070620	螺钉M3×6	Screw	1	1	1
37	20703002	577609	上轴左套	Sleeve	1	1	1
38	20803007	577601	轴套	Sleeve	1	1	1
39	20703012	———	针杆套	Bushing	1	1	1
40	20426011	———	平键	Parallel Key	2	2	2
41	2070205200	———	针杆组件（DLC处理）	Bushing Assy	1	1	1

6

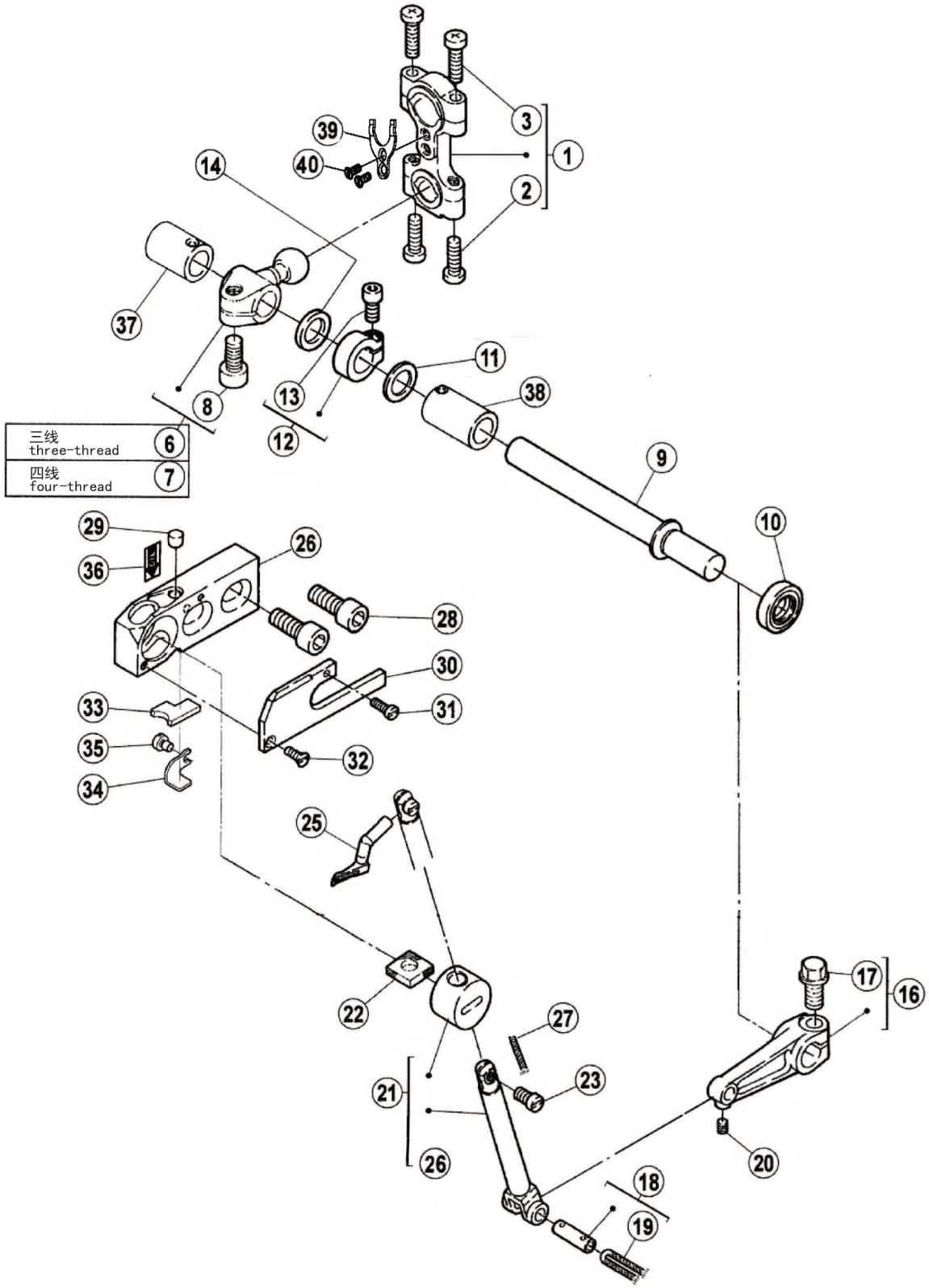

六、上弯针机构 Upper Looper Drive Mechanism

序号 NO.	公司件号 Part NO.	参考件号 Ref.Part No.	名称	Description	数量（Number）		
					三线 three-thread	四线 four-thread	五线 five-thread
1	400043	271500-920	连杆	Connection	1	1	1
2	S01039	———	螺钉M4×15	Screw	2	2	2
3	S01039	———	螺钉M4×15	Screw	2	2	2
6	400036	271502-920	上弯针球曲柄	Crank	1	0	0
7	400037	271503-930	上弯针球曲柄	Crank	0	1	1
8	S05018	0045330	螺钉M6×0.75×12	Bolt	1	1	1
9	20402010	2715350	上弯针轴	Shaft	1	1	1
10	20622019	210586A0	油封	Oil Seal	1	1	1
11	20428008	2401020	垫片	Washer	1	1	1
12	20408001	240201-920	紧圈	Collar	1	1	1
13	207S13006	0071100	螺钉M4×9	Bolt	1	1	1
14	20428009	2403120	垫圈	Washer	1	1	1
16	20705003	271505-920	连杆	Lever	1	1	1
17	207S12002	0071500	螺钉	Bolt	1	1	1
18	20726004	2715460	销组件	Pin Assy.	1	1	1
19	20523005	2021760	油线	Oil Wick	0.3m	0.3m	0.3m
20	207S14010	0045450	螺钉M3×4	Screw	1	1	1
21	2040205000	271533B910	上弯针滑杆组件	Upper Looper Holder Assy.	1	1	0
22	20623005	179130-050	上弯针滑杆套油毡	Felt	1	1	1
23	207S11025	0070541	螺钉M3.5×6.7	Screw	1	1	1
25	20417003	XXXXXX	上弯针	Upper Looper	1	1	1
26	20401009	271510M0	上弯针座	Upper Looper Holder Base	1	1	1
27	21323007	XXXXXX	油线	Oil Wick	0.04m	0.04m	0.04m
28	207S11026	0045100	螺钉M6×16	Bolt	2	2	2
29	121223001	2715190	过滤塞	Folter	1	1	1
30	400348	2715340	弯针座盖板	Cover	1	1	1
31	207S11027	0070330	螺钉M2.5×8	Screw	1	1	1
32	207S17004	0070390	螺钉M2.5×6	Screw	1	1	1
33	20723005	2745890	吸油棉	Felt	1	1	1
34	20712017	2745880	压板	Bracket Assy.	1	1	1
35	207S11020	0070080	螺钉M3×4	Screw	1	1	1
36	———	0084210	加油指示标	Oil Seal	1	1	1
37	20803010	———	铜套	Sleeve	1	1	1
38	20403004	———	铜套	Sleeve	1	1	1
39	20712066	———	连杆垫片	Washer	1	1	1
40	S02007	———	螺钉M3×5	Screw	2	2	2

7

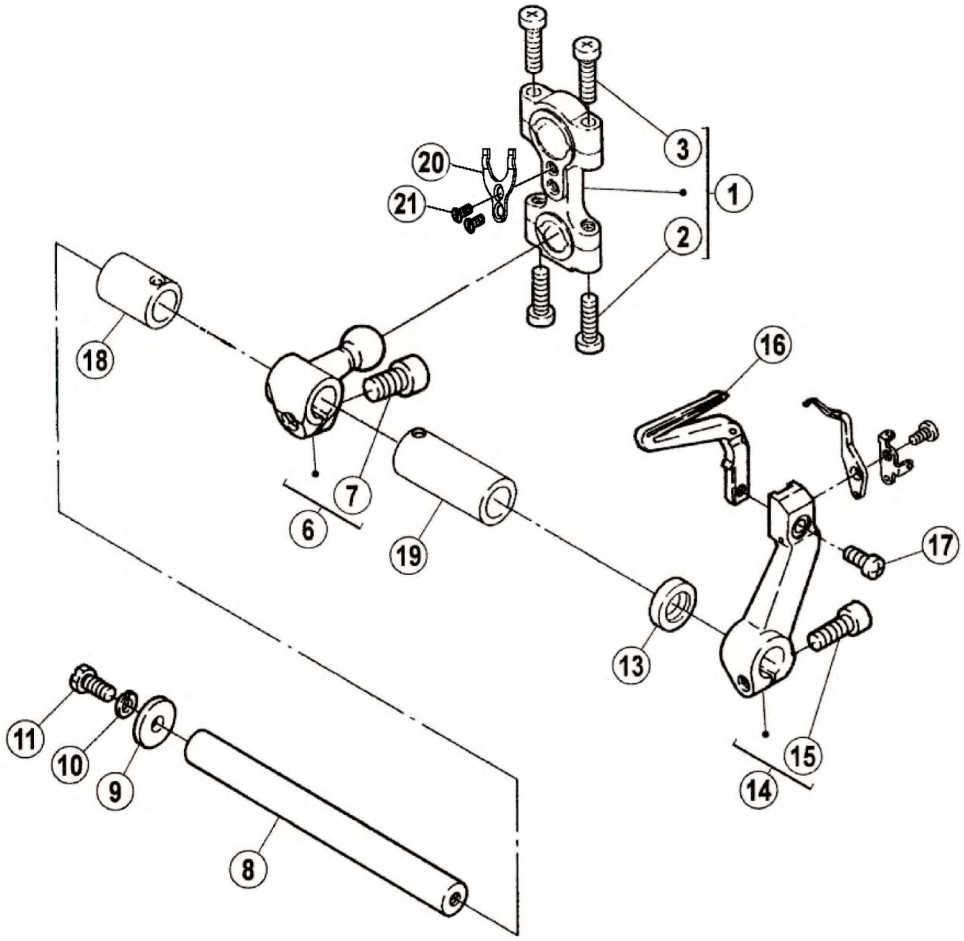

七、下弯针机构 Lower Looper Drive Mechanism

序号 NO.	公司件号 Part NO.	参考件号 Ref.Part No.	名称	Description	数量（Number）		
					三线 three-thread	四线 four-thread	五线 five-thread
1	400043	271500-920	下弯针连杆	Connection	1	1	1
2	S01039	———	螺钉M4×15	Screw	2	2	2
3	S01039	———	螺钉M4×15	Screw	2	2	2
6	400338	272010-920	下弯针球曲柄	Crank	1	1	1
7	S05018	0045330	螺钉M6×0.75×12	Bolt	1	1	1
8	20402008	271504B0	下弯针轴	Shaft	1	1	1
9	20628006	2403380	垫片	Washer	1	1	1
10	W02001	3030670	Φ5.1弹垫	Washer	1	1	1
11	207S11004	0071740	螺钉M5×9.5	Bolt	1	1	1
13	2072201700	———	油封	Oil Seal	1	1	1
14	20401011	272011-910	下弯针组件	Lower Looper Holder A	1	1	1
15	207S13009	0045010	螺钉M5×12	Bolt	1	1	1
16	XXXXXX	XXXXXX	下弯针	Lower Looper	1	1	1
17	S01029	———	螺钉M3.5×7.5	Screw	1	1	1
18	20703009	———	铜套	Sleeve	1	1	1
19	20403006	———	铜套	Sleeve	1	1	1
20	20712066	———	连杆垫片	Washer	1	1	1
21	20403006	———	螺钉M3×5	Screw	2	2	2

8

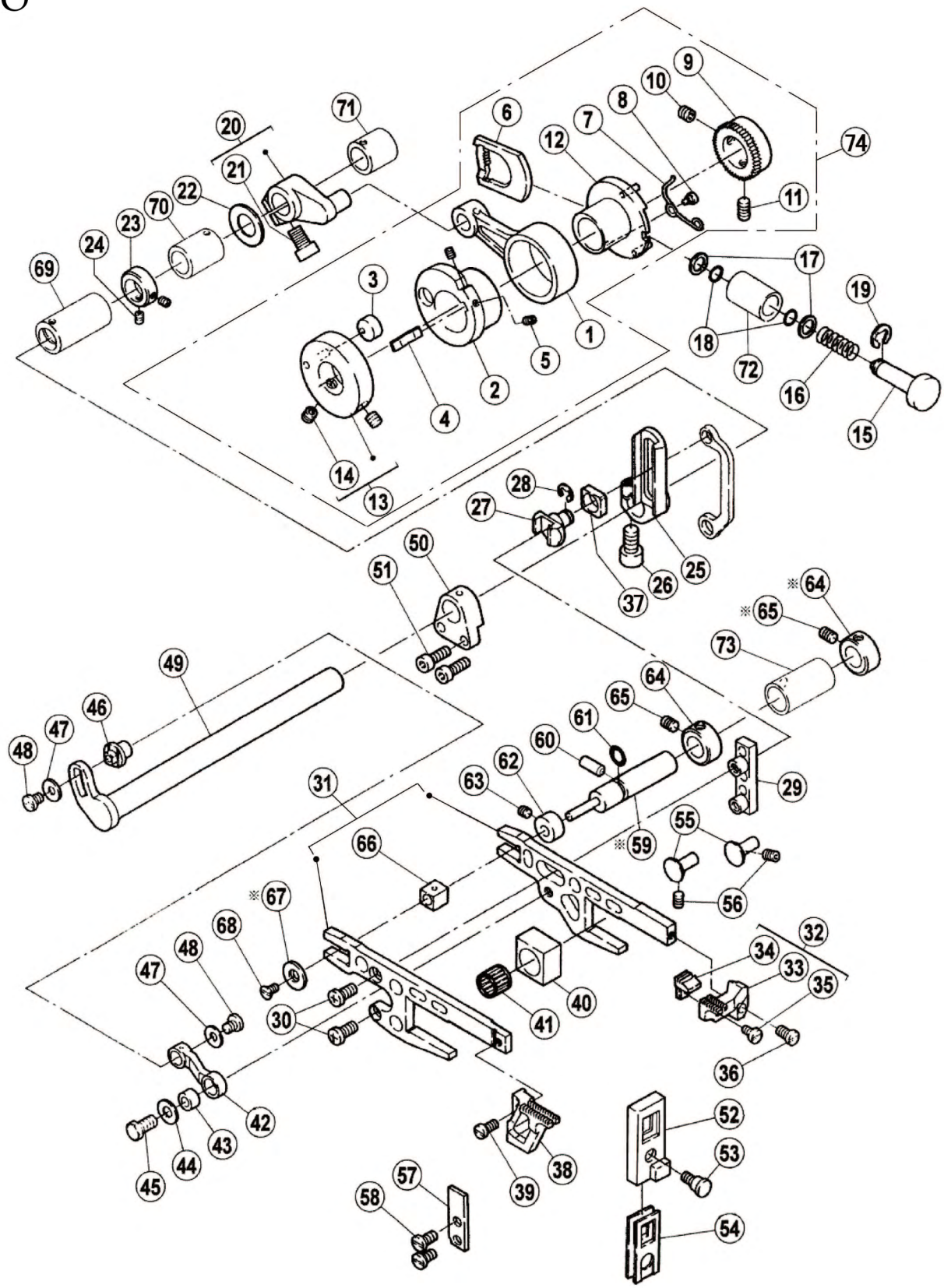
1
2
3
4
5
6
7
8
9
10
11
12
13
14
15
16
17
18
19
20
21
22
23
24
25
26
27
28
29
30
31
32
33
34
35
36
37
38
39
40
41
42
43
44
45
46
47
48
49
50
51
52
53
54
55
56
57
58
59
60
61
62
63
64
65
66
67
68
69
70
71
72
73
74

八、送布机构(1) Feed Mechanism(1)

序号 NO.	公司件号 Part NO.	参考件号 Ref.Part No.	名称	Description	数量（Number）		
					三线 three-thread	四线 four-thread	五线 five-thread
1	20405001	2726020	差动连杆	Connection	1	1	1
2	20410001	2725960	差动偏心轮	Eccentric	1	1	1
3	20426006	2101290	偏心销	Guide/Feed Eccentric	1	1	1
4	20427005	210130A0	板簧	Flat Spring	1	1	1
5	S12002	———	螺钉M3×4	Screw	2	2	2
6	20412008	2725990	棘爪	Ratchet	1	1	1
7	20427006	2726130	弹簧	Spring	1	1	1
8	207S20005	0070380	螺钉M2	Screw	1	1	1
9	20425001	2726000	棘轮	Ratchet	1	1	1
10	207S14012	———	螺钉M5×5	Screw	1	1	1
11	S12009	0045720	螺钉M5×10	Screw	1	1	1
12	20410002	272597-910	调节偏心轮	Eccentric	1	1	1
13	2040800200	272595-910	调节块组件	Regulator	1	1	1
14	207S14006	0045140	螺钉M5×5	Screw	2	2	2
15	20426007	2726100	调节杆	Push Botton	1	1	1
16	20427007	2405171	调节杆弹簧	Spring	1	1	1
17	20628008	2404840	开针轴垫片	Washer	2	2	2
18	20622009	2000200	开针轴O型圈	O Ring	2	2	2
19	20629006	2025220	卡簧	Ring	1	1	1
20	20404004	272603-920	差动曲柄	Crank	1	1	1
21	S05018	0045330	螺钉M6×0.75×12	Bolt	1	1	1
22	20628014	2082350	上刀架垫片	Washer	1	1	1
23	20808006	2402920	紧圈	Collar	1	1	1
24	207S14014	0045540	螺钉M3×3	Screw	2	2	2
25	20404005	272581-910	摇杆	Crank	1	1	1
26	S05018	0045330	螺钉M6×0.75×12	Bolt	1	1	1
27	20409003	2725830	滑块	Slider	1	1	1
28	H05006	2016290	卡簧	Ring	1	1	1
29	20409004	2725840	导向滑架	Guide	1	1	1
30	S04060	———	螺钉M4×10	Screw	2	2	2
31	400347	2725800	牙架组件	Feed Bar Assy.	1	1	1
32	2041400600	XXXXXX	送布牙组件	Main Feed Dog Assy.	1	1	0
33	20414006	XXXXXX	主送布牙	Main Feed Dog	1	1	0
34	20414003	XXXXXX	辅助送布牙	Auxiliary Feed Dog	1	1	0
35	S01063	———	一字螺钉	Screw	1	1	1
36	S01029	———	螺钉M3.5×7.5	Screw	1	1	1
37	20409002	———	滑块	Block	1	1	1
38	20414007	XXXXXX	差动送布牙	Differential Feed Dog	1	1	1

8

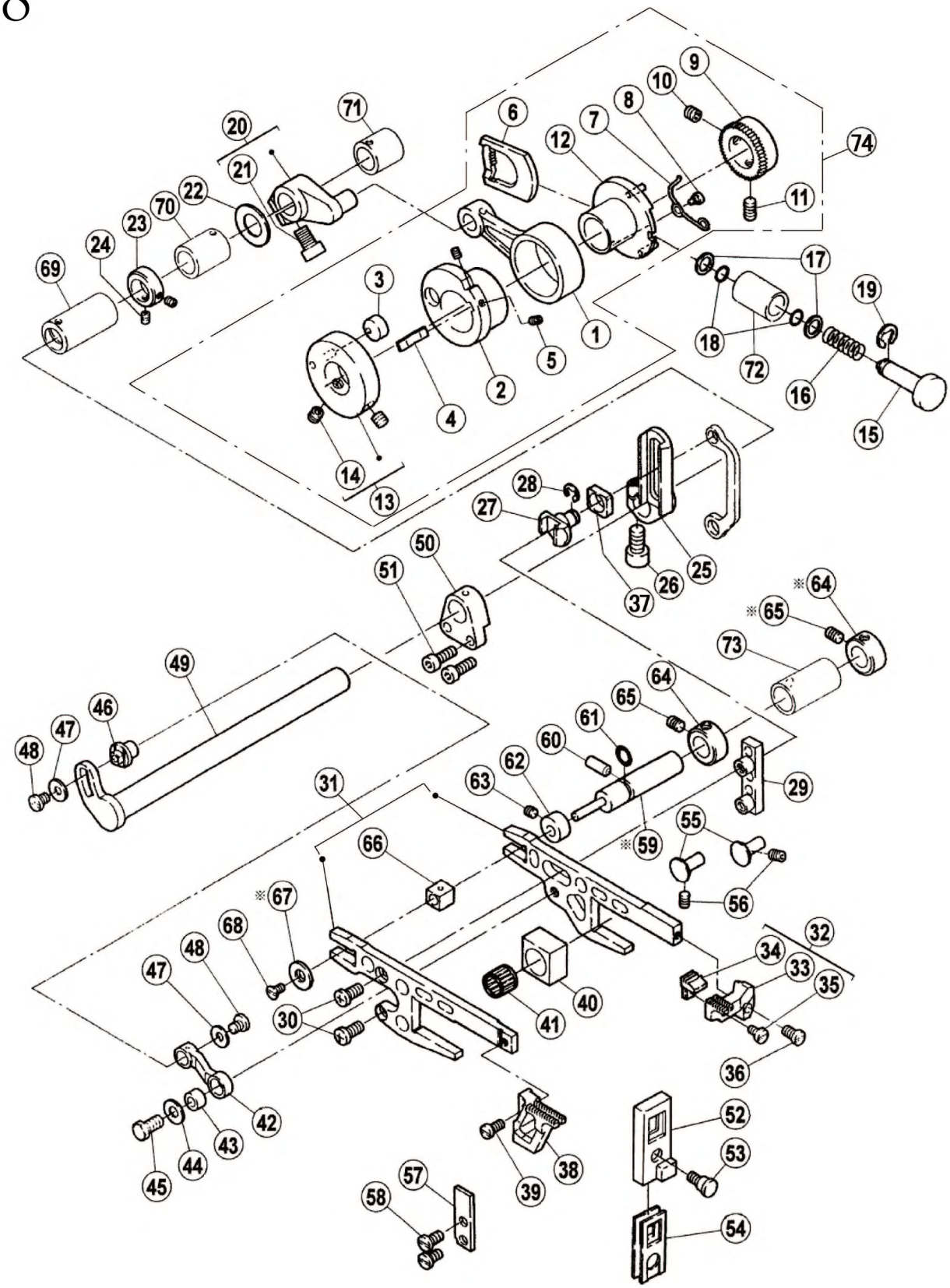
1
2
3
4
5
6
7
8
9
10
11
12
13
14
15
16
17
18
19
20
21
22
23
24
25
26
27
28
29
30
31
32
33
34
35
36
37
38
39
40
41
42
43
44
45
46
47
48
49
50
51
52
53
54
55
56
57
58
59
60
61
62
63
64
65
66
67
68
69
70
71
72
73
74

八、送布机构(1) Feed Mechanism(1)

序号 NO.	公司件号 Part NO.	参考件号 Ref.Part No.	名称	Description	数量（Number）		
					三线 three-thread	四线 four-thread	五线 five-thread
39	S01029	———	螺钉M3.5×7.5	Screw	1	1	1
40	20409005	2726050	滑块	Block	1	1	1
41	20424001	240454-20	滚针轴承	Needle Bearing	1	1	1
42	20405002	2725790	主送连杆	Link	1	1	1
43	20403002	2726090	衬套	Bushing	1	1	1
44	20428005	2405040	垫片	Washer	1	1	1
45	204S12001	0072910	六角头螺栓M5X10	Bolt	1	1	1
46	20426008	2726040	连接销	Pin	1	1	1
47	20428006	2405050	垫片	Washer	2	2	2
48	207S11011	0071430	螺钉M4×5	Screw	2	2	2
49	20402004	2725780	主送布轴	Shaft	1	1	1
50	400358	2726070	定位块	Block	1	1	1
51	207S13008	0045280	螺钉M4×16	Bolt	2	2	2
52	20426009	2726110	牙架导向	Guide	1	1	1
53	204S2001	0072920	轴位螺钉M4	Screw	1	1	1
54	20722007	———	油封	Oil Seal	2	2	2
55	20426010	2725920	限位销	Guide	2	2	2
56	207S14007	0045380	螺钉M4×6	Screw	2	2	2
57	400676	2725930	定位片	Guide	1	1	1
58	207S11019	0070820	螺钉M4×7.5	Screw	2	2	2
59	20402005	2725870	偏心轴	Eccentric Pin	1	1	1
60	207S14007	0045840	螺钉M4×6	Screw	1	1	1
61	20622010	2041850	O型圈	O Ring	1	1	1
62	20708008	2403030	紧圈	Collar	1	1	1
63	207S14001	0045430	螺钉M4×4	Screw	1	1	1
64	20408004	2404040	紧圈	Collar	2	2	2
65	207S14007	0045380	螺钉M4×6	Screw	1	1	1
66	20709011	2725260	滑柱	Block	1	1	1
67	20428010	2400550	垫片	Washer	1	1	1
68	S02007	0070410	螺钉M3×5	Screw	1	1	1
69	20703002	———	套筒	Sleeve	1	1	1
70	20703001	———	套筒	Sleeve	1	1	1
71	20803007	———	套筒	Sleeve	1	1	1
72	20403015	———	套筒	Sleeve	1	1	1
73	20403016	———	套筒	Sleeve	1	1	1
74	2040500100	———	送料组件	Feed Assy.	1	1	1

9

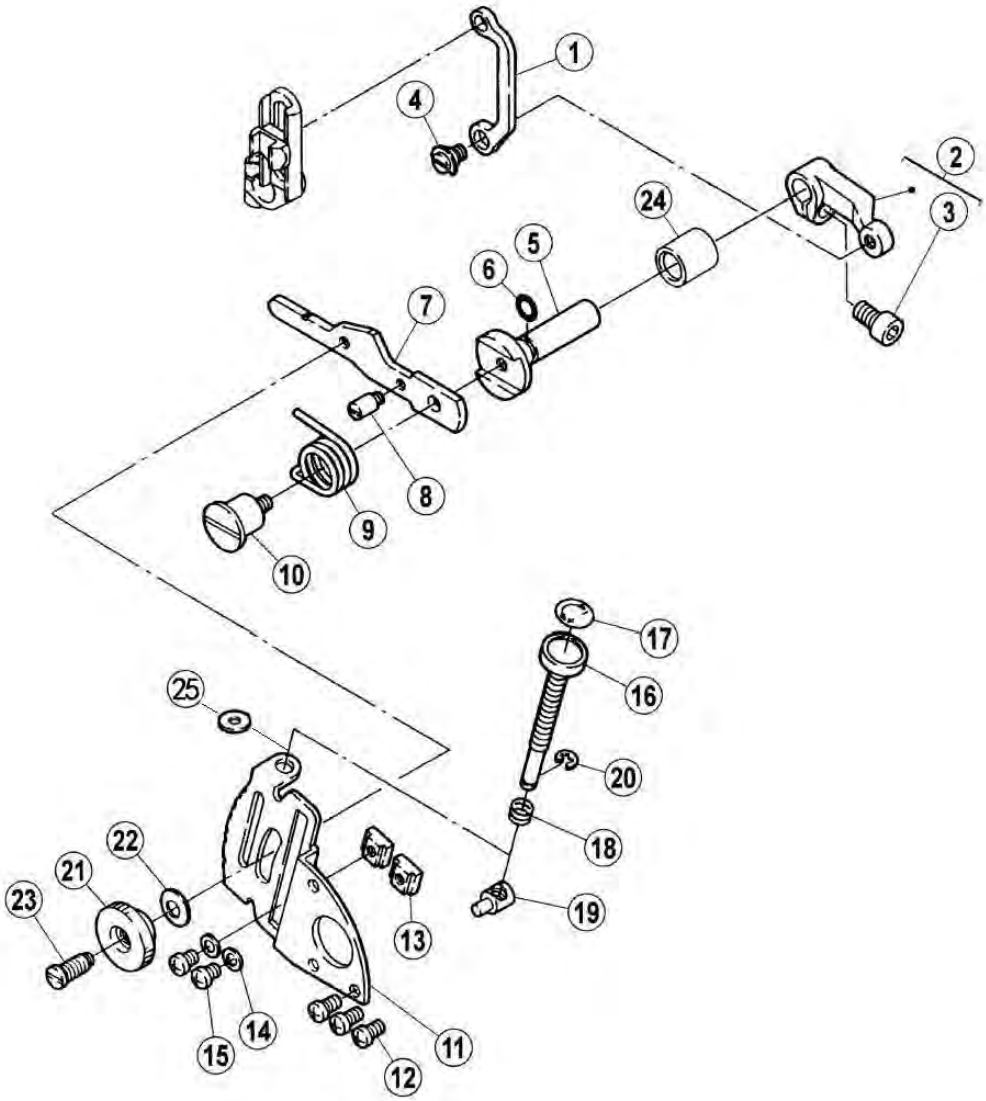

九、送布机构(2) Feed Mechanism(2)

序号 NO.	公司件号 Part NO.	参考件号 Ref.Part No.	名称	Description	数量（Number）		
					三线 three-thread	四线 four-thread	五线 five-thread
1	20405003	2725880	调差连杆	Link	1	1	1
2	20404006	272589-920	调差曲柄	Lever	1	1	1
3	S05018	0045330	螺钉M6×0.75×12	Bolt	1	1	1
4	207S20006	0070580	螺钉M5×5	Screw	1	1	1
5	20402006	2725900	调差轴	Shaft	1	1	1
6	20622010	2041850	O型圈	O Ring	1	1	1
7	20412010	2725910	调差杆	Lever	1	1	1
8	204S20002	0071390	螺钉M4	Screw	1	1	1
9	20427008	2726140	弹簧	Spring	1	1	1
10	207S20007	007019A0	螺钉	Screw	1	1	1
11	20412011	2725860	调节板	Regulator Plate	1	1	1
12	207S11007	007019A0	螺钉M4×7.5	Screw	3	3	3
13	207S16002	2526580	止动螺母	Stopper	2	2	2
14	30228009	3034480	垫片	Washer	2	2	2
15	207S11011	007018A0	螺钉M4×5	Screw	2	2	2
16	20702007	272538A0	调差杆	Adjusting Bar	1	1	1
17	20737001	2403220	指示标	Seal	1	1	1
18	20727005	2405590	弹簧	Spring	1	1	1
19	20709007	272539A0	调差销	Pin	1	1	1
20	H05018	2005550	卡簧3.5	Ring	1	1	1
21	2071600100	2520690	调节螺母	Nut	1	1	1
22	20728003	2113010	弹簧垫片	Spring	1	1	1
23	207S30001	0070590	螺钉	Screw	1	1	1
24	20403007	———	铜套	Sleeve	1	1	1
25	20728005	———	垫片	Spring	1	1	1

10

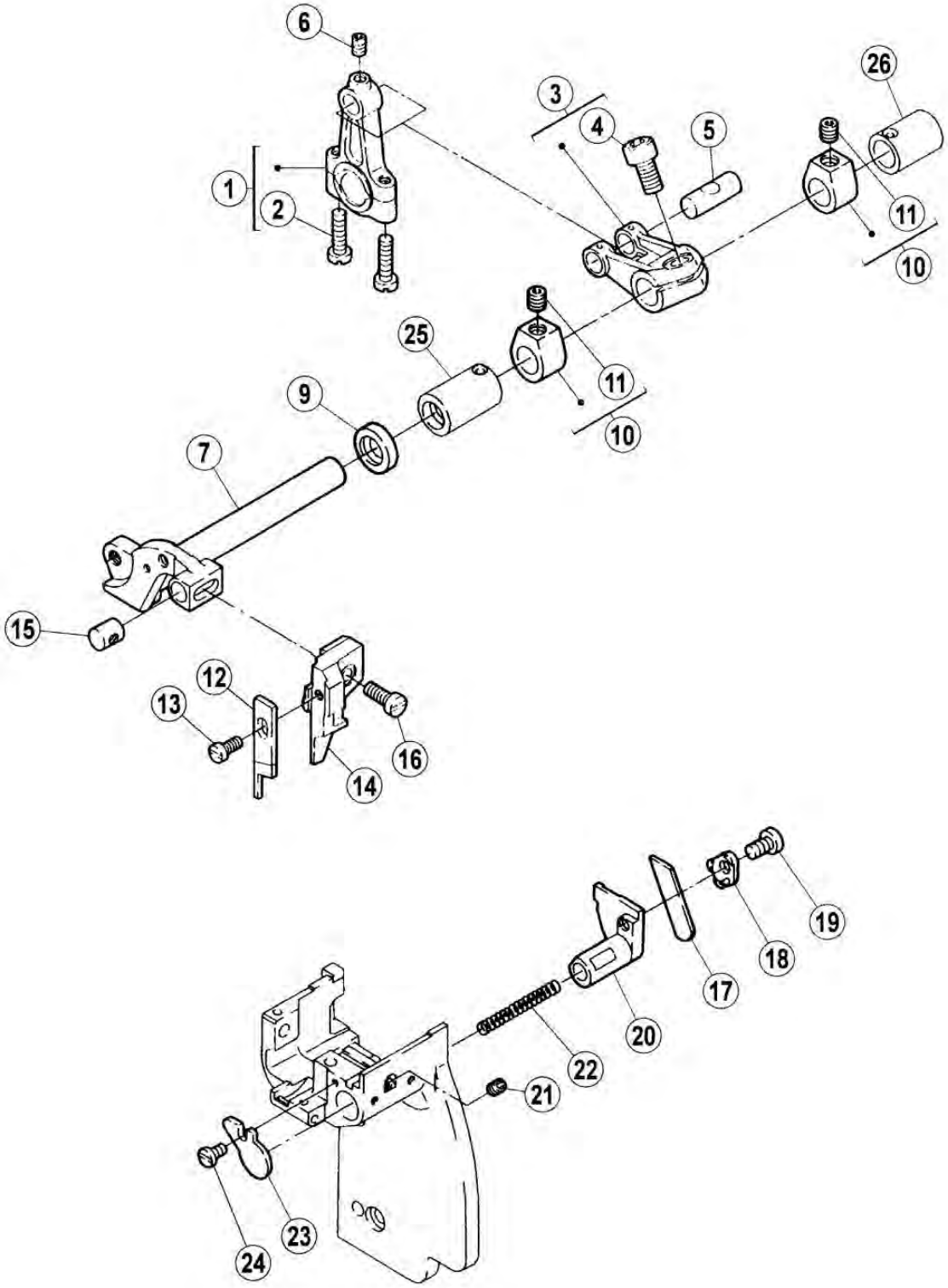

十、上刀机构 Knife Drive Mechanism

序号 NO.	公司件号 Part NO.	参考件号 Ref. Part No.	名称	Description	数量（Number）		
					三线 three-thread	四线 four-thread	五线 five-thread
1	400041	273000-920	上刀连杆	Connection	1	1	1
2	S01039	———	螺钉M4×15	Screw	2	2	2
3	20704012	273001-920	上刀曲柄	Crank	1	1	1
4	S05018	0045330	螺钉M6×0.75×12	Bolt	1	1	1
5	20626003	2710010	曲柄销	Pin	1	1	1
6	207S14007	0045380	螺钉M4×6	Screw	1	1	1
7	20402009	273004A0	上刀轴	Upper Knife Lever	1	1	1
9	2072201700	———	油封	Oil seal	1	1	1
10	30208001	240235-920	紧圈	Collar	2	2	2
11	S10003	0045470	螺钉 M6×0.75×5	Screw	2	2	2
12	20719007	XXXXXX	上刀	Upper Knife	1	1	1
13	211S12002	———	螺钉M3.5×7.5	Screw	1	1	1
14	20701014	179712-050	上刀座	Upper Knife Clamp	1	1	1
15	20726005	2730060	销	Pin	1	1	1
16	S04019	———	螺钉M4×12	Screw	1	1	1
17	20419001	XXXXXX	下刀	Lower Knife	1	1	1
18	20412012	213264-910	定位夹片	Lower Knife Clamp	1	1	1
19	207S11007	0070190	螺钉M4×7.5	Screw	1	1	1
20	20401013	2730270	下刀座	Lower Knife Holder	1	1	1
21	207S14001	0045430	螺钉M4×4	Screw	1	1	1
22	20427009	2405180	弹簧	Spring	1	1	1
23	20412013	2130840	盖板	Cover	1	1	1
24	S01027	0070100	螺钉M3×6	Screw	1	1	1
25	20403008	———	铜套	Sleeve	1	1	1
26	20703009	———	铜套	Sleeve	1	1	1

11

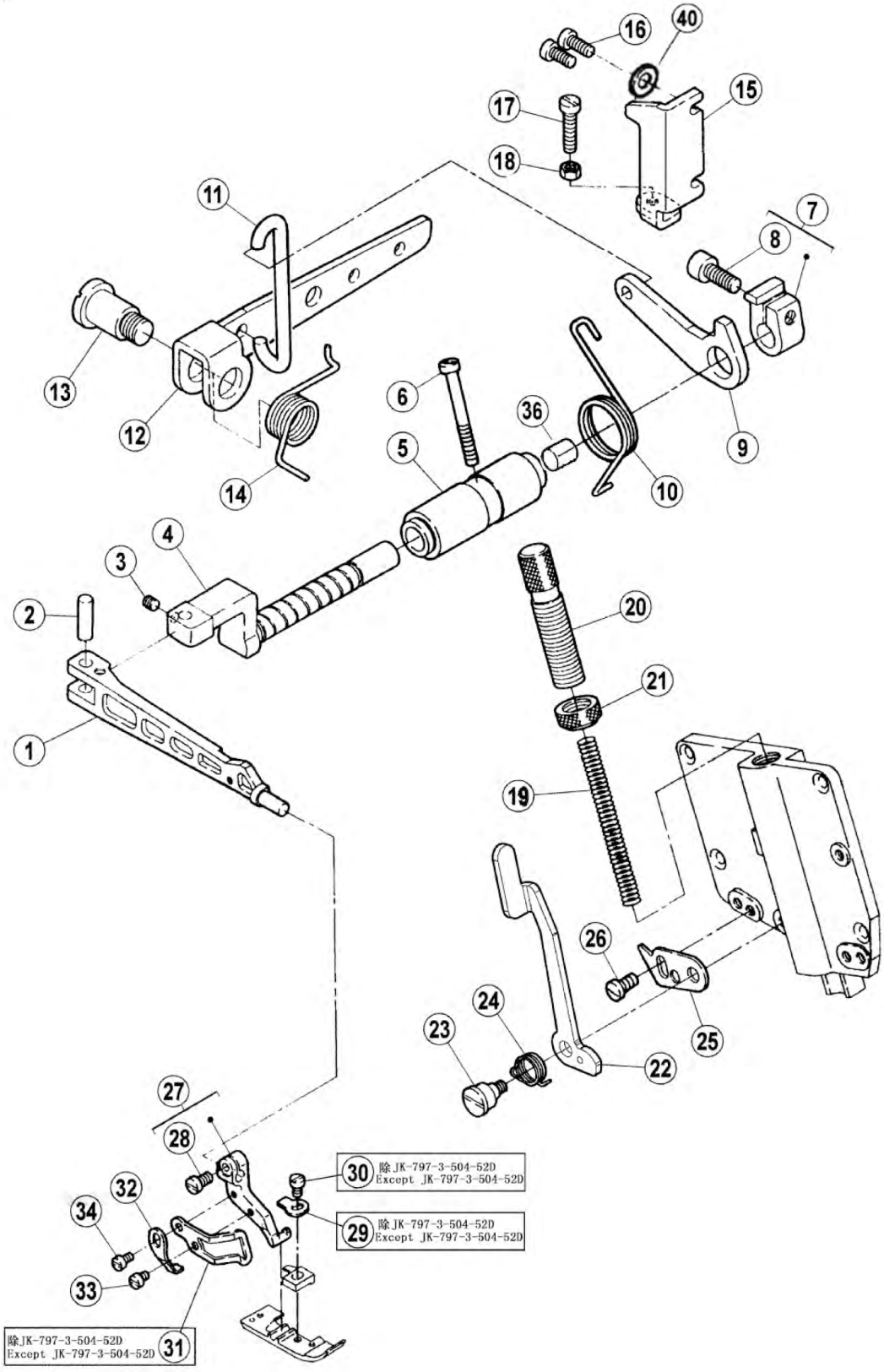
16
40
15
17
18
11
7
8
13
12
14
6
36
5
9
10
4
3
2
1
20
21
19
26
24
23
25
22
27
28
30 除JK-797-3-504-52D Except JK-797-3-504-52D
32
34
29 除JK-797-3-504-52D Except JK-797-3-504-52D
33
除JK-797-3-504-52D Except JK-797-3-504-52D 31

十一、压脚机构 Presser Foot Mechanism

序号 NO.	公司件号 Part NO.	参考件号 Ref. Part No.	名称	Description	数量（Number）		
					三线 three-thread	四线 four-thread	五线 five-thread
1	20701016	274000-B0	压脚臂	Presser Arm	1	1	1
2	20626016	2085490	销	Pin	1	1	1
3	S10011	0045940	螺钉M4X0.5X4	Screw	1	1	1
4	20802013	2740010	压脚轴	Shaft	1	1	1
5	20703030	------	压脚轴套	Bushing	1	1	1
6	207S11016	0071050	螺钉M4×16	Screw	1	1	1
7	20608004	274003-921	抬压脚复位圈	Collar	1	1	1
8	S05017	0045340	螺钉M6×0.75×13.5	Bolt	1	1	1
9	20712007	------	抬压脚小杠杆	Lever	1	1	1
10	20427013	274005A0	小杠杆扭簧	Spring	1	1	1
11	20616001	2740060	弯钩	Link	1	1	1
12	20712023	2740070	抬压脚杠杆	Lever	1	1	1
13	207S20008	0070600	轴位螺钉M10	Screw	1	1	1
14	20727007	2740080	弹簧	Spring	1	1	1
15	20712024	2740090	角板	Stopper	1	1	1
16	S04060	007020A0	螺钉M4×10	Screw	2	2	2
17	207S11031	0071750	螺钉M5×24	Screw	1	1	1
18	N01004	0048050	六角螺母M5	Nut	1	1	1
19	20719054	2087730	弹簧	Spring	1	1	1
20	20702014	274014A1	调节螺杆	Adjusting Screw	1	1	1
21	207S16003	2740150	调节螺母	Nut	1	1	1
22	20612034	274016A0	压杆扳手	Lever	1	1	1
23	207S20009	0071710	轴位螺钉M4	Screw	1	1	1
24	20627010	2740170	弹簧	Spring	1	1	1
25	20712030	2740100	挡板	Stopper	1	1	1
26	207S11007	0070190	螺钉M4×7.5	Screw	1	1	1
27	20416001	274018-92B0	压脚支架	Holder	1	1	1
28	207S11030	0070130	一字平头螺钉M3.5X8	Screw	1	1	1
29	20712048	2740190	弹簧片	Flat Spring	1	1	1
30	207S11009	0050890	螺钉M3×4.5	Screw	1	1	1
31	20712026	2740330	压脚护手	Finger Guard	1	1	1
32	20712048	2740200	板簧	Stopper	1	1	1
33	207S11020	0070080	螺钉M3×4	Screw	1	1	1
34	207S11009	0070090	螺钉M3×4.5	Screw	1	1	1
35	W01006	------	GB/T97.1-1985垫圈4	Screw	1	1	1
36	20703031	------	轴套	Bushing	2	2	2

12

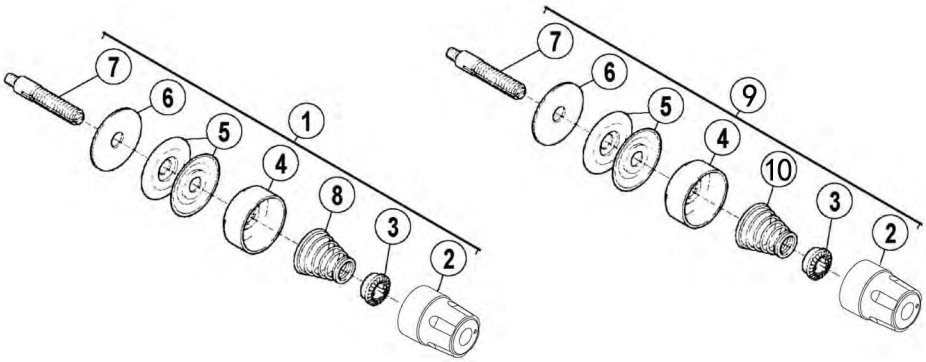

■ 1 针 (1-needle)

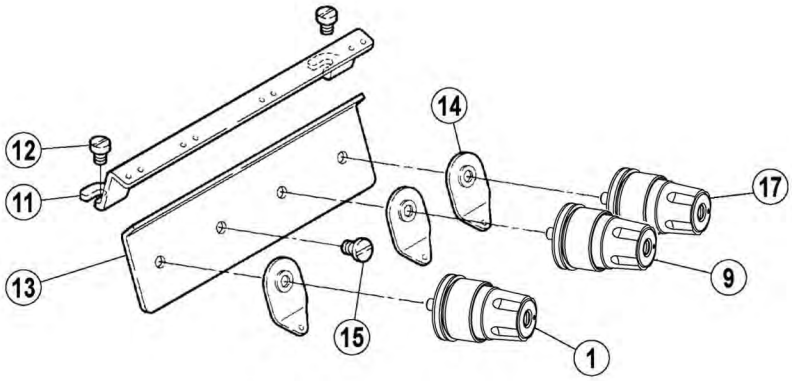

■ 2 针 (2-needle)

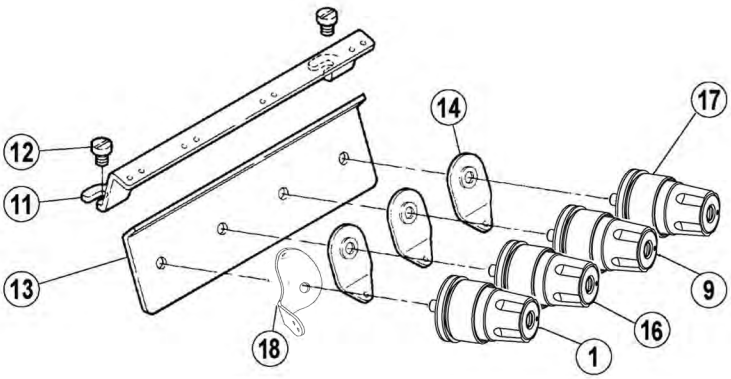

十二、紧线机构 Thread Tension Mechanism

序号 NO.	公司件号 Part NO.	参考件号 Ref. Part No.	名称	Description	数量（Number）		
					三线 three-thread	四线 four-thread	五线 five-thread
1	2111300500	210529-9T0	夹线器组件（红点）	Tension Spring Assy.(Red)	1	1	1
2	301S16006	208447-UA	调压螺母	Knob	1	1	1
3	30111006	208448	调压止动套	Rachet	1	1	1
4	30111005	208450-UA	调压止动盖	Cup	1	1	1
5	21311161	210319	夹线片	Tension Disc	2	2	2
6	20623008	208449	夹线片垫	Felt	1	1	1
7	201S30016	5082A	夹线螺钉	Screw Stud	1	1	1
8	20727011	20137	调压簧	Spring	1	1	1
9	2111300600	210531-9U	夹线器组件（蓝点）	Tension Spring Assy.(Bule)	1	1	1
10	30127013	201086	调压簧（弱）	Spring	1	1	1
11	20713001	275000	过线板	Thread Guide	1	1	1
12	207S11007	7019	螺钉M4×7.5	Screw	2	2	2
13	20712015	2750010	过线	Thread Guide	1	1	1
14	20612052	202849	前过线板	Tension Guide	3	4	4
15	206S11005	4009-HC	螺钉	Screw	1	1	0
16	2111300800	210530-9U	夹线器组件（黄点）	Tension Spring Assy.(Yellow)	0	0	1
17	2111300700	210532-9U	夹线器组件（绿点）	Tension Spring Assy.(Green)	1	1	1
18	20712032		过线片	Thread Disc	1	1	1

13

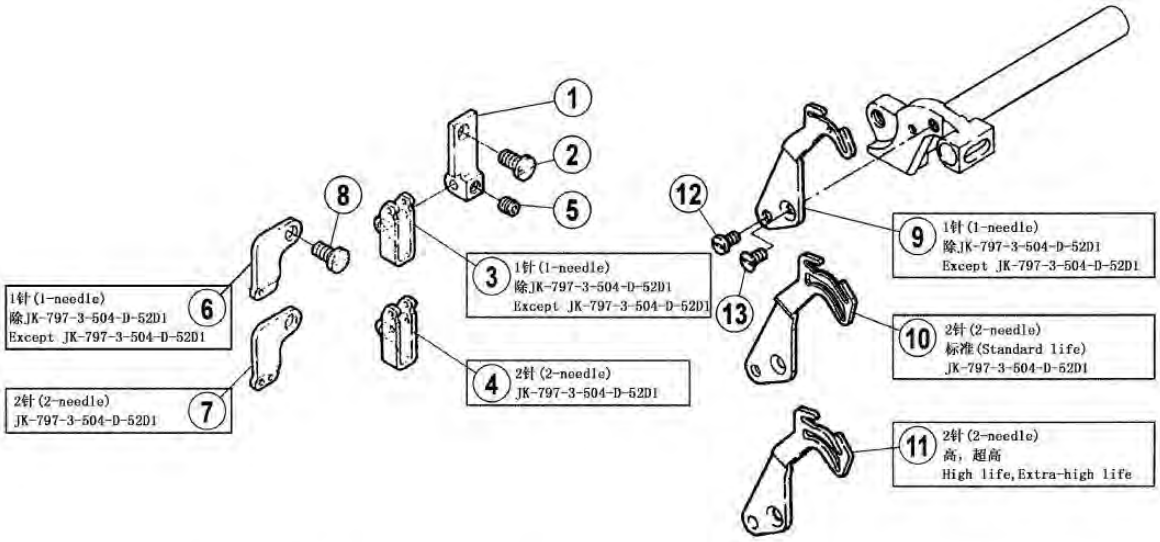

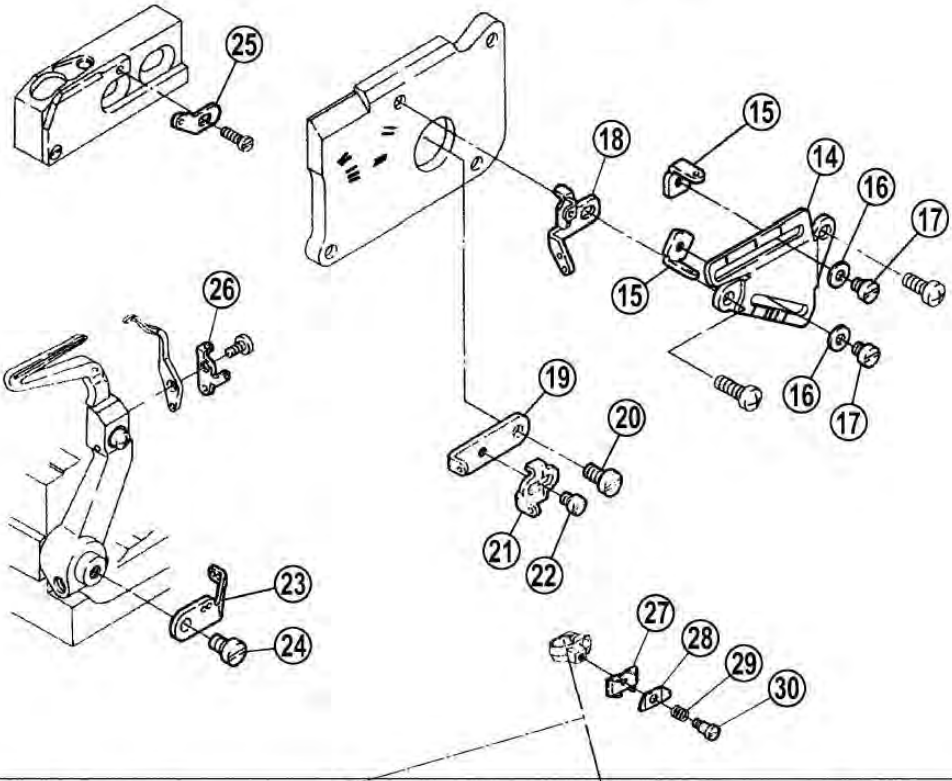

1针(1-needle)
JK-797-3-504-D-52D1
Except JK-797-3-504-D-52D1

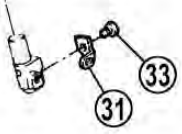

2针(2-needle)
JK-797-3-504-D-52D1

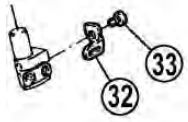

十三、挑线机构 Thread Guide＆Thread Mechanism

序号 NO.	公司件号 Part NO.	参考件号 Ref. Part No.	名称	Description	数量（Number）		
					三线 three-thread	四线 four-thread	五线 five-thread
1	20701010	2750150	托架	Bracket	1	1	1
2	207S11019	0070820	螺钉M4×7.5	Screw	1	1	1
3	20713002	275013A0	过线	Thread Guide	1	0	0
4	20713003	2750130	过线	Thread Guide	1	1	1
5	207S14001	0045430	螺钉M4×4	Screw	1	1	1
6	20713004	2750180	过线（一针）	Thread Guide	1	0	0
7	20713005	275018A0	过线（二针）	Thread Guide	0	1	0
8	207S11019	0070820	螺钉M4×7.5	Screw	1	1	1
9	20813002	275016A0	挑线杆（一针）	Needle Thread Take-up	1	0	0
10	20813004	275017A0	挑线杆（两针标准）	Needle Thread Take-up	0	1	0
11	20813004	275106A0	挑线杆（两针厚）	Needle Thread Take-up	0	1	0
12	207S11015	0070620	螺钉M3×6	Screw	1	1	1
13	S02007	0070410	螺钉M3×5	Screw	1	1	1
14	20712016	2750040	支架	Bracket	1	1	1
15	20113015	2750470	过线	Thread Guide	2	2	2
16	W01011	2028750	垫片	Washer	2	2	2
17	201S11006	0070080	一字螺钉M3X4	Screw	2	2	2
18	20413001	2751070	过线	Thread Guide	1	1	1
19	20713010	2750050	过线	Thread Take-up	1	1	1
20	207S11007	0070190	螺钉M4×7.5	Screw	1	1	1
21	20713011	2750060	过线	Thread Guide	1	1	1
22	207S11020	0070080	螺钉M3×4	Screw	1	1	1
23	20413002	2751080	过线	Thread Take-up	1	1	1
24	207S11011	0070180	螺钉M4×5	Screw	1	1	1
25	20713013	2570100	过线	Thread Guide	1	1	1
26	20413003	2751090	过线	Thread Guide	1	1	1
27	20713006	2750110	托架	Thread Retainer Bracket	1	1	1
28	20713007	2750120	压线板	Thread Retainer	1	1	1
29	20727002	2403260	弹簧	Spring	1	1	1
30	207S20003	0071630	轴位螺钉M2	Screw	1	1	1
31	20713038	275019A0	过线	Thread Guide	1	0	0
32	20713018	275019B0	过线	Thread Guide	1	1	1
33	207S11024	0070120	一字螺钉M3.5X6	Screw	1	1	1

14

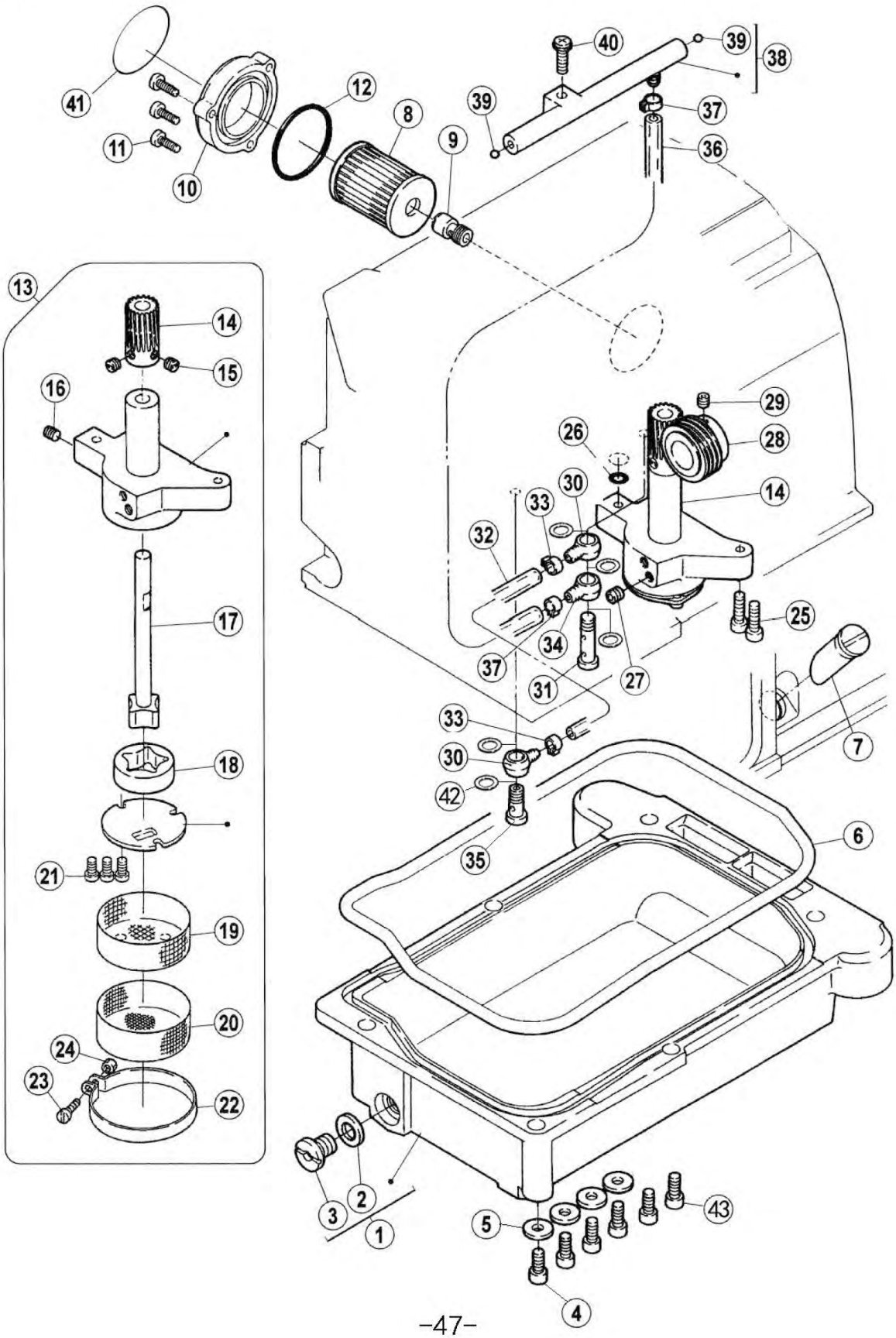
41
11
10
12
8
9
39
40
39
38
37
36
13
14
15
16
17
18
21
19
20
24
23
22
29
26
28
30
14
33
32
25
34
37
31
27
7
33
30
42
35
6
3
2
1
5
43
4

十四、润滑机构(1) Lubrication Mechanism(1)

序号 NO.	公司件号 Part NO.	参考件号 Ref.Part No.	名称	Description	数量（Number）		
					三线 three-thread	四线 four-thread	五线 five-thread
1	20401014	274587-910	油盘	Oil Reservoir Assy.	1	1	1
2	20528014	202287A0	橡胶垫片	Washer	1	1	1
3	207S13002	0053138B0	螺钉	Screw	1	1	1
4	207S13009	0045310	螺钉M5×12	Bolt	4	4	4
5	20628018	2403390	垫片	Washer	4	4	4
6	20422009	2745830	密封圈	Gasket	1	1	1
7	20437009	2745390	油窗指示标	Oil Sight Gauge	1	1	1
8	20736004	———	滤油器	Filter Element	1	1	1
9	20836001	274528A0	油管接头	Joint	1	1	1
10	300140	210201-SD0	过滤窗盖	Cover	1	1	1
11	207S11008	007021A0	十字螺钉M4X12	Screw	3	3	3
12	001010	2064310	O型密封圈	O Ring	1	1	1
13	20820001	274546-910	油泵	Pump Assy.	1	1	1
14	20725002	2116180	蜗轮	Worm Wheel	1	1	1
15	207S15002	0050600	螺钉M8X4.5	Screw	2	2	2
16	———	0045220	螺钉	Screw	1	1	1
17	———	212978-910	转子轴	Rotor(Inside) Shaft	1	1	1
18	———	2129810	转子	Rotor(Outside)	1	1	1
19	———	2094080	滤油网	Filter(Inside)	1	1	1
20	———	2094090	滤油网	Filter(Outside)	1	1	1
21	———	0070120	螺钉	Screw	3	3	3
22	———	2094100	卡箍	Clamp	1	1	1
23	———	0070110	螺钉	Screw	1	1	1
24	———	0048000	螺母	Nut	1	1	1
25	———	0045290	螺栓	Bolt	2	2	2
26	20622010	2041850	O型圈	O Ring	1	1	1
27	S10009	0045220	内六角螺钉M6X8	Screw	1	1	1
28	20425002	274507A0	蜗杆	Worm	1	1	1
29	207S14006	0045140	螺钉M5×5	Screw	1	1	1
30	20436001	2001360	油管接头	Joint	2	2	2
31	20420004	2745860	接头螺钉	Joint Screw	1	1	1
32	12921005	1L700400000	油管φ4×φ6	Tube	0.25m	0.25m	0.25m
33	20429001	2021990	油管卡簧	Clamp	2	2	2
34	20436001	2001360	油管接头	Joint	1	1	1
35	206S30009	2403280	接头螺钉	Joint Screw	1	1	1
36	12921005	2068400	油管φ4×φ6	Tube	0.1m	0.1m	0.1m
37	20429001	2021990	油管夹	Clamp	2	2	2
38	2042000500	274591-910	分油管	Oil Distributor Assy.	1	1	1
39	20709014	2102140	滚珠	Ball	2	2	2
40	207S30002	004211-HU0	组合螺钉M4×16	Screw	1	1	1
41	30131004	9A30020	指示标	Filter seal	1	1	1
42	20122033	240263	垫片	Washer	5	5	5
43	S05004	———	螺钉M5×14	Screw	2	2	2

15

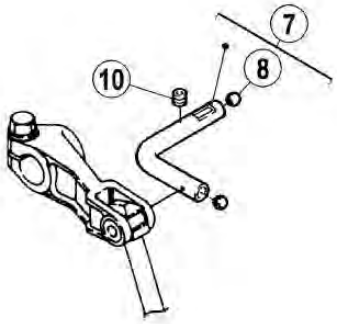

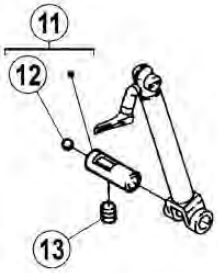

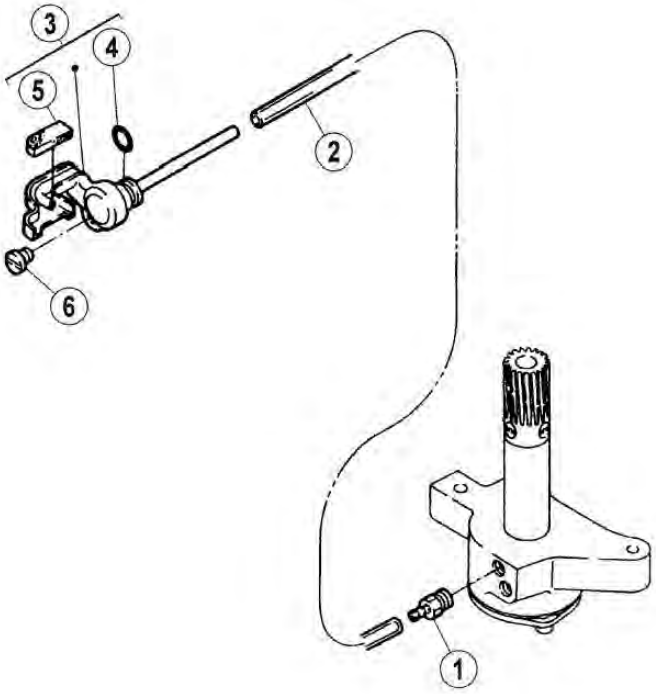

十五、润滑机构(2) Lubrication Mechanism(2)

序号 NO.	公司件号 Part NO.	参考件号 Ref.Part No.	名称	Description	数量（Number）		
					三线 three-thread	四线 four-thread	五线 five-thread
1	20521009	2745920	油管接头	Joint	1	1	1
2	20721011	2745200	油管φ2×φ4	Tube	0.34m	0.34m	0.34m
3	2071203800	274584-910	针杆吸油组件	Joint Assy.	1	1	1
4	20622010	2041850	O型圈	O Ring	1	1	1
5	20723007	---	油棉	Felt	1	1	1
6	207S11019	---	螺钉M4×5	Screw	1	1	1
7	20721010	274516-910	过油管组件	Pipe Assy.	1	1	1
8	20709016	2400970	橡胶塞	Rubber plug	2	2	2
10	207S14001	0045430	螺钉M4×4	Screw	1	1	1
11	20626007	274517B910	过油销组件	Pipe Assy.	1	1	1
12	20709015	2400970	橡胶塞	Rubber plug	1	1	1
13	207S14001	0045430	螺钉M4×4	Screw	1	1	1

16

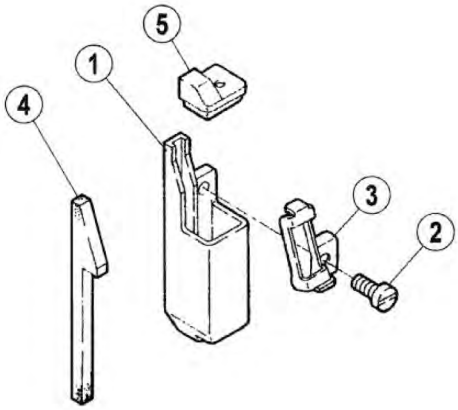

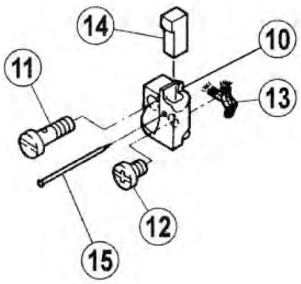

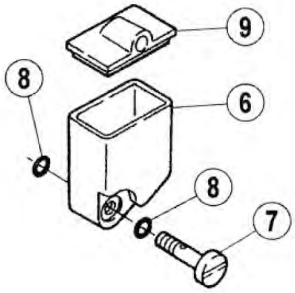

十六、H.R.装置 H.R.Device

序号 NO.	公司件号 Part NO.	参考件号 Ref.Part No.	名称	Description	数量（Number）		
					三线 three-thread	四线 four-thread	五线 five-thread
1	20711014	2755000	上硅油盒	Silicone Oil Reservoir(Upper)	1	1	1
2	S04060	---	螺钉M4×10	Screw	1	1	1
3	20712040	2755020	过线	Thread Guide	1	1	1
4	20723008	2755030	油毡	Felt	1	1	1
5	20711015	2755010	上硅油盒盖	Cover	1	1	1
6	20411002	2755700	下硅油盒	Silicone Oil Reservoir(Lower)	1	1	1
7	20420008	2755720	螺栓	Joint Screw	1	1	1
8	001027	2089490	O型圈	O Ring	1	1	1
9	20411003	2755710	下硅油盒盖	Cover	2	2	2
10	2041100400	275576-910	针冷却器	Needle Cooler	1	1	1
11	20420009	2755730	连接螺钉	Joint Screw	1	1	1
12	207S11011	007017A0	螺钉M4×5	Screw	1	1	1
13	20523005	2021740	油线	Oil Wick	1	1	1
14	20423006	2130900	油棉	Felt	1	1	1
15	20726010	2107660	大头针	Pin	1	1	1

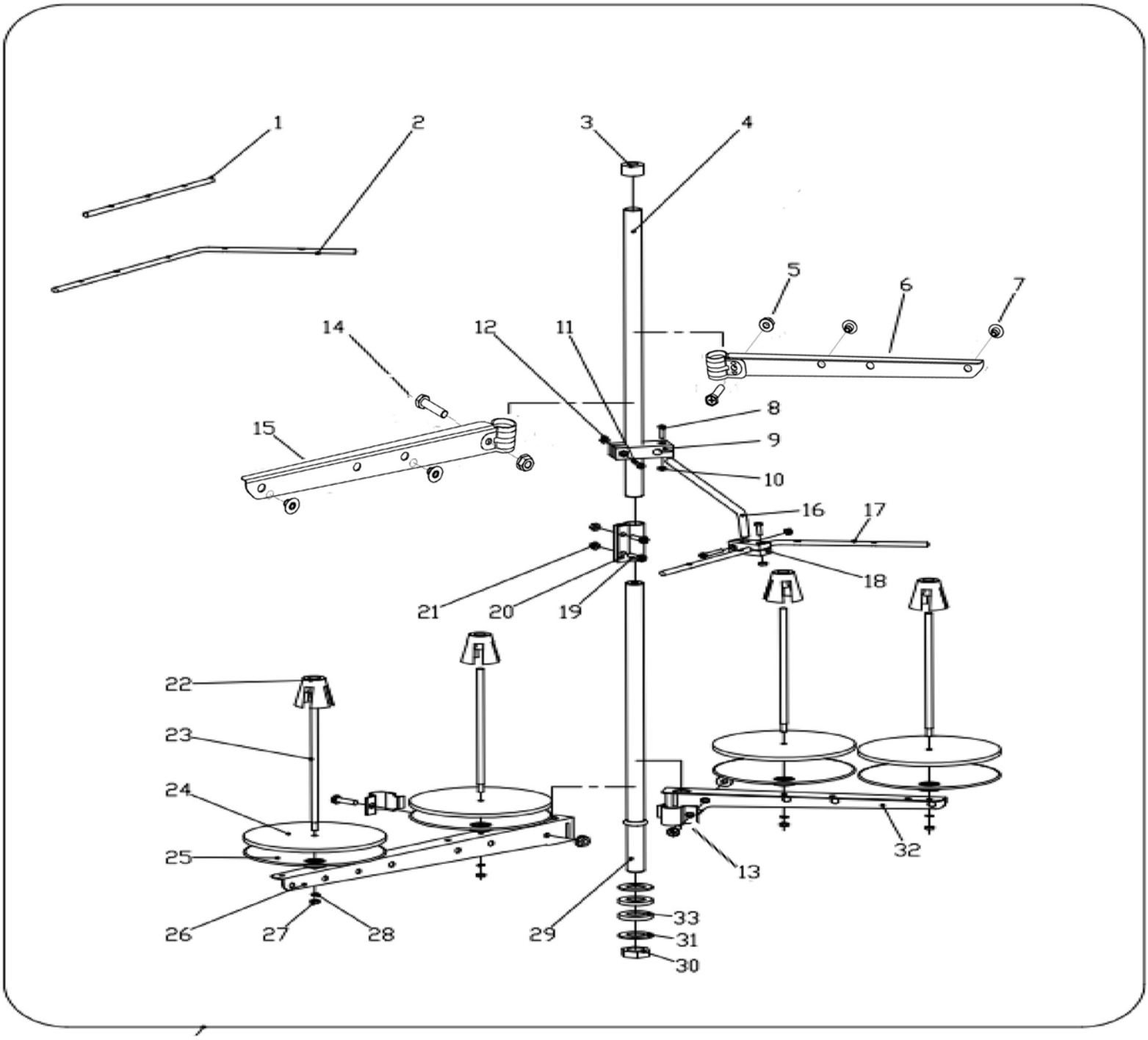
1
2
3
4
5
6
7
14
12
11
8
15
9
10
16
17
18
21
20
19
22
23
24
25
26
27
28
29
33
31
30
13
32

十七、线架部件 /Thread Spool Assemblies

序号 NO.	公司件号 Part NO.	参考件号 Ref.Part No.	名称	Description	数量（Number）		
					三线 three-thread	四线 four-thread	五线 five-thread
1	20631018	4835	过线棒	Thread guide	1	0	0
2	30113019	293A	过线棒	Thread guide	0	0	1
3	20131019	293B	棒帽	Rod cap	1	1	1
4	21131008	293C	上管	Upper thread column	1	1	1
5	201S16006	4021	导线环螺母	Thread guide hook nut	2	4	4
6	21131009	----	导线架（短）	Thread spool tray bracket	0	2	1
7	20131018	505-PA	过线环	Thread guide hook	3	4	5
8	20131021	505APA	棒架螺钉	Screw	2	2	2
9	21131010	7102	棒架	Clamp plate	1	1	1
10	201S16004	512	螺母	Nut	4	4	4
11	20131022	4022	棒架螺钉	Screw	2	2	2
12	201S16004	380A	螺母	Nut	4	4	4
13	21131011	201252	导线环	Thread guide hook	2	2	2
14	20131020	4803	导线环螺钉	Screw	2	4	4
15	21131012	381-PA	导线架（长）	Thread spool tray bracket	1	0	1
16	20131011	507	导线棒	Thread guide bar	1	1	1
17	20631019	382-PA	过线棒	Thread guide	0	1	0
18	21131013	4803	固定器	Thread guide joint	1	1	1
19	S04050	502-PA	螺钉M5×15	Screw	2	2	2
20	21131014	503-PA	套	Bushing	1	1	1
21	N01030	504-PA	套螺母	Nut	2	2	2
22	21131015	4012	线圈定位套	Spool Cushion	3	4	5
23	20131006	4803	线托棒	Spool pin	3	4	5
24	20131010	527-PA	线盘垫	Spool tray cushing	3	4	5
25	21131016	527APA	线盘	Spool tray	3	4	5
26	21131017	4021	托线架（长）	Thread spool tray bracket	1	0	1
27	201S16004	----	螺母	Nut	3	4	5
28	20128018	506	垫圈	Washer	3	4	5
29	21131018	386	下管	Lower thread cloumn	1	1	1
30	201S16005	509	螺母	Nut	1	1	1
31	20128025	----	下管垫圈	Lower washer	2	2	2
32	21131019	----	托线架（短）	Thread spool tray bracket	0	2	1
33	20122049	----	防震垫	Plate dog link washer	2	2	2
34	20631020	----	过线棒	Thread guide	0	0	1（六线）
35	2113101700	----	线架组件	Thread stand component	1	0	0
35	2113101800	----	线架组件	Thread stand component	0	1	0
35	2113101900	----	线架组件	Thread stand component	0	0	1
35	2113101900	----	线架组件	Thread stand component	0	0	1（六线）

18

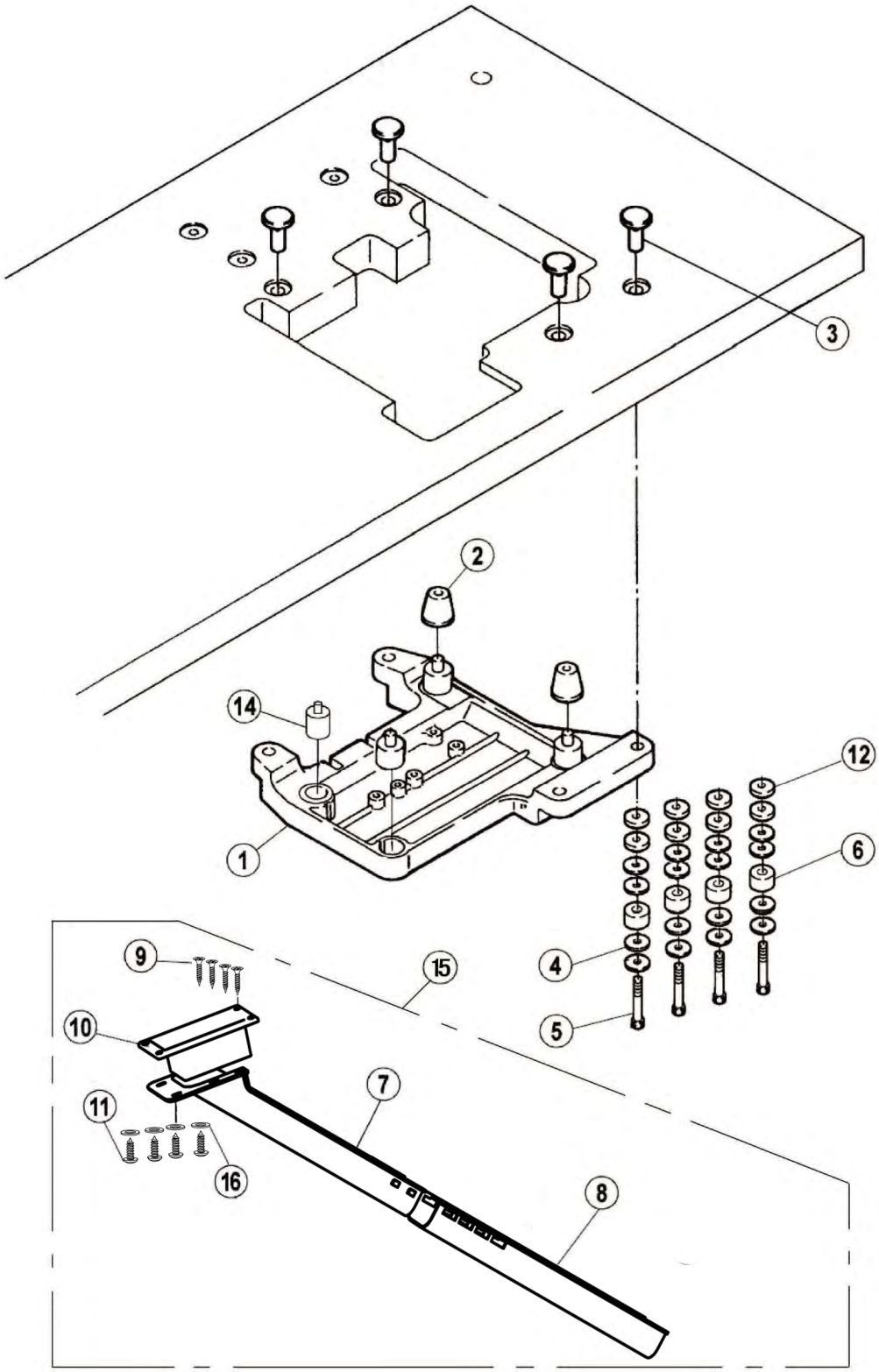

十八、托盘附属品装置 Parts For Semi-submerged Installation

序号 NO.	公司件号 Part NO.	参考件号 Ref. Part No.	名称	Description	数量（Number）		
					三线 three-thread	四线 four-thread	五线 five-thread
1	20401018	2760170	托盘	Rest Board	1	1	1
2	20722009	179483-050	托盘防震连接垫	Cushion Rubber	2	2	2
3	20131028	2063360	托盘固定螺母	Nut	4	4	4
4	20131029	———	大垫圈	Spacer	16	16	16
5	20131027	4512	托盘内六角螺钉	Bolt	4	4	4
6	20131030	———	防震套	Washer	4	4	4
7	20131032	205468-PA	排料槽Ⅰ	Waste Chute(Top)	1	1	1
8	21231007	205469-PA	排料槽Ⅱ	Waste Chute(Lower)	1	1	1
9	20131034	4904	排料槽座螺钉	Screw	4	4	4
10	21231005	205470-PA	排料槽座	Waste Chute Bracket	1	1	1
11	421S30004	4905	排料槽螺钉	Screw	4	4	4
12	30122031	———	减振垫圈	Spring Washer	8	8	8
14	20131026	2054730	托盘防震连接垫	Cushion Rubber Assy.	2	2	2
15	2123100400	----	落料斗组件	Waste Chute Assy.	1	1	1
16	20728006	----	垫片	Gasket	4	4	4

19

普通缝 (Plain seaming)
JK-797-3-504-02,04
JK-797-4-514-03,04

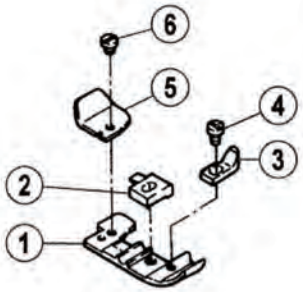

卷边缝 (Blindstitch hemming)

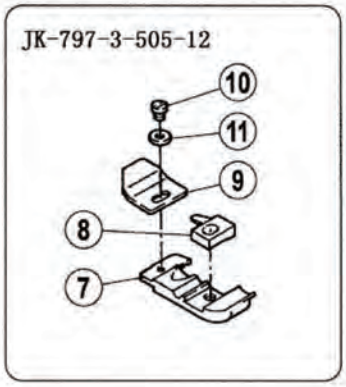

JK-797-3-505-12
JK-797-4-514-92M2

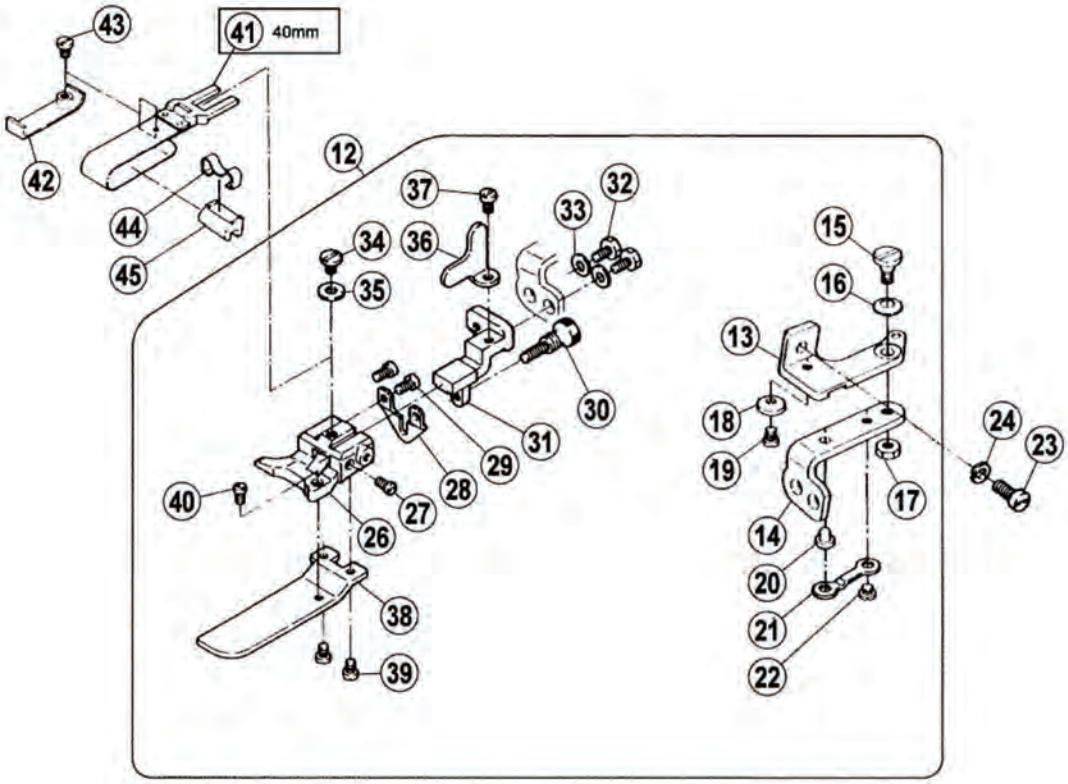

十九、专用部件 (1) Specific Parts(1)

序号 NO.	公司件号 Part NO.	参考件号 Ref.Part No.	名称	Description	数量（Number）		
					三线 three-thread	四线 four-thread	五线 five-thread
1	XXXXXX	XXXXXX	压脚	Presser Foot	1	1	1
2	XXXXXX	XXXXXX	压脚爪	Presser Foot Finger	1	1	1
3	20416010	2115570	辅助压脚	Fabric Guide	1	1	1
4	207S11033	0013330	螺钉M1X2.3	Screw	1	1	1
5	20712031	2116000	辅助压脚板	Presser Foot Auxiliary Plate	1	1	1
6	207S11034	0050300	螺钉M1X2.3	Screw	1	1	1
7	XXXXXX	XXXXXX	压脚	Presser Foot	1	1	1
8	XXXXXX	XXXXXX	压脚爪	Presser Foot Finger	1	1	1
9	20712068	2105840	辅助压脚板	Presser Foot Auxiliary Plate	1	1	1
10	207S11034	0050300	螺钉M1X2.3	Screw	1	1	1
11	20728004	2105850	垫圈	Washer	1	1	1
12	2070103900	———	下摆导向组件	Hem guide Assy.	1	1	1
13	20112051	2106800	送料支架	Bracket	1	1	1
14	20112052	2106810	铰链	Hinge guide bracket	1	1	1
15	201S20002	0051840	螺钉	Screw	1	1	1
16	20128027	2011910	垫圈	Spring	1	1	1
17	201S16003	0030440	螺母	Nut	1	1	1
18	———	2106820	垫圈	Washer	1	1	1
19	———	0050530	螺钉	Screw	1	1	1
20	20126020	2106830	铰链销	Pin	1	1	1
21	20112053	2106840	铰链弹簧	Flat Spring	1	1	1
22	201S11011	0029060	螺钉	Screw	1	1	1
23	———	0070200	螺钉	Screw	1	1	1
24	———	2012520	垫圈	Washer	1	1	1
26	20612041	205361A0	固定块	Bracket	1	1	1
27	206S11018	0050570	螺钉	Screw	1	1	1
28	20612042	2106890	挡板	Bracket	1	1	1
29	206S11011	0051570	螺钉	Screw	2	2	2
30	206S11012	0024300	螺钉	Screw	1	1	1
31	20612043	2106900	支架	Bracket	1	1	1
32	201S12001	0050880	螺钉	Bolt	2	2	2
33	20128020	1670660	垫片	Washer	2	2	2
34	206S11010	0029050	螺钉	Screw	1	1	1
35	20628016	1371420	垫片	Washer	1	1	1
36	20612044	2106920	角板	Stopper	1	1	1
37	206S11013	0012060	螺钉	Screw	1	1	1
38	———	2130950	挡板	Auxiliary Plate	1	1	1
39	———	0012290	螺钉	Screw	2	2	2
40	———	0050570	螺钉	Screw	1	1	1
41	20612040	201211C910	导向片	Guide Assy.(40mm)	1	1	1
42	20612048	2058350	挡板	Guide	1	1	1
43	20628020	0052990	螺钉	Screw	1	1	1
44	20612049	303312A0	弹簧片	Clamp	1	1	1
45	20612050	3033130	垫块	Stopper	1	1	1

20

JK-797-3-504-52D

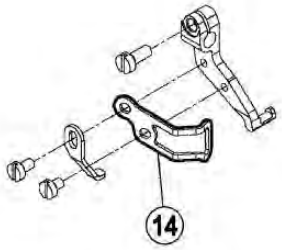

JK-797-3-504-52D/MC310, 311

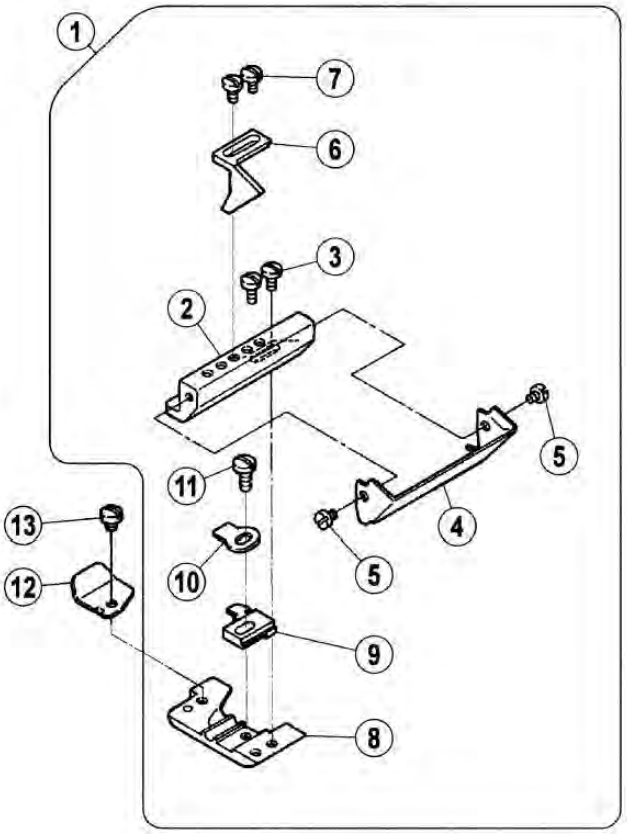

二十、专用部件 (2) Specific Parts(2)

序号 NO.	公司件号 Part NO.	参考件号 Ref.Part No.	名称	Description	数量（Number）		
					三线 three-thread	四线 four-thread	五线 five-thread
1	———	XXXXXX	压脚组件	Presser Foot Assy.	1	1	1
2	———	2771790	固定块	Bracket	1	1	1
3	———	0070310	螺钉	Screw	2	2	2
4	———	213677A0	挡板 A	Guide A	1	1	1
5	———	0056150	螺钉	Screw	2	2	2
6	———	213678A0	挡板 B	Guide B	1	1	1
7	———	0029220	螺钉	Screw	2	2	2
8	———	2136720	压脚	Presser Foot	1	1	1
9	———	XXXXXX	压脚爪	Presser Foot Finger	1	1	1
10	———	2740190	弹簧片	Flate Spring	1	1	1
11	———	0050890	螺钉	Screw	1	1	1
12	———	2116000	压脚板	Presser Foot Auxiliary Plate	1	1	1
13	———	0050300	螺钉	Screw	1	1	1
14	———	274025A0	压脚护手	Finger Guard	1	1	1

21

JK-797-3-504-52D/MC501

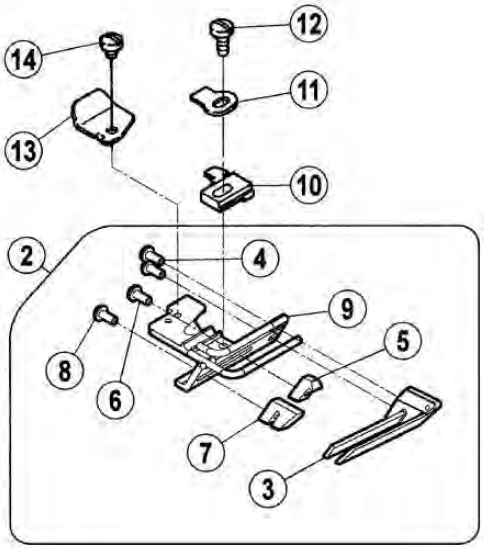

JK-797-3-504-52D/MC
JK-797-3-504-D-52D1/MC

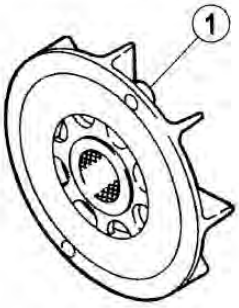

JK-797-3-504-D-52D1/MC400,401

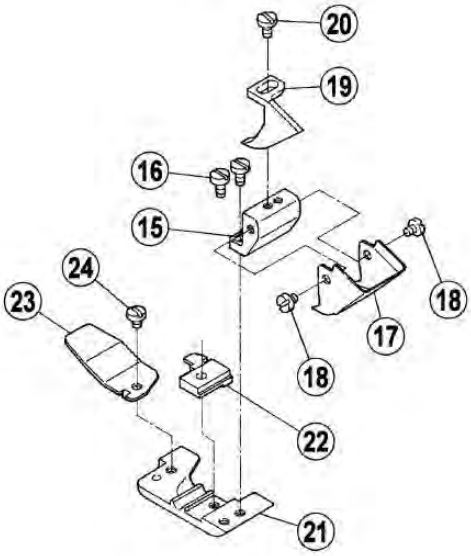

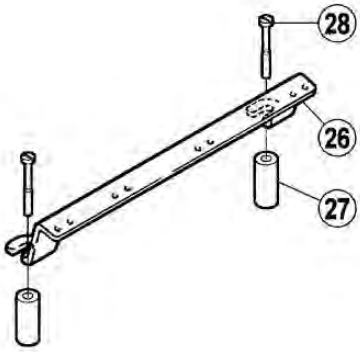

二十一、专用部件 (3) Specific Parts(3)

序号 NO.	公司件号 Part NO.	参考件号 Ref. Part No.	名称	Description	数量（Number）		
					三线 three-thread	四线 four-thread	五线 five-thread
1	2071100600	305276-910	风扇组件	Fan Assy.	1	1	1
2	———	XXXXXX	压脚组件	Presser Foot Assy.	1	1	1
3	———	2136640	挡板A	Guide A	1	1	1
4	———	0029220	螺钉	Screw	2	2	2
5	———	2136650	挡板B	Guide B	1	1	1
6	———	0029220	螺钉	Screw	1	1	1
7	———	2136660	挡板C	Guide C	1	1	1
8	———	0029220	螺钉	Screw	1	1	1
9	———	213659-910	压脚	Presser Foot	1	1	1
10	———	XXXXXX	压脚爪	Presser Foot Finger	1	1	1
11	———	2740190	弹簧片	Flat Spring	1	1	1
12	———	0050890	螺钉	Screw	1	1	1
13	———	2116000	压脚板	Presser Foot Auxiliary Plate	1	1	1
14	———	0050300	螺钉	Screw	1	1	1
15	———	2746010	固定块	Bracket	1	1	1
16	204S11003	0070310	螺钉	Screw	2	2	2
17	20412043	2136740	挡板A	Guide A	1	1	1
18	204S11002	0056150	螺钉	Screw	2	2	2
19	20401021	2746020	挡板B	Guide B	1	1	1
20	204S11004	0029220	螺钉	Screw	1	1	1
21	XXXXXX	XXXXXX	压脚	Presser Foot	1	1	1
22	20416006	XXXXXX	压脚爪	Presser Foot Finger	1	1	1
23	20412044	2780210	压脚板	Presser Foot Auxiliary Plate	1	1	1
24	207S11034	0050300	螺钉	Screw	1	1	1
25	———	2052690	销子	Pin	1	1	1
26	———	2750000	过线架	Thread Guide	1	1	1
27	———	350188A0	衬圈	Spacer	2	2	2
28	———	0070720	螺钉	Screw	2	2	2

22

JK-797-3-504-52D/MC501

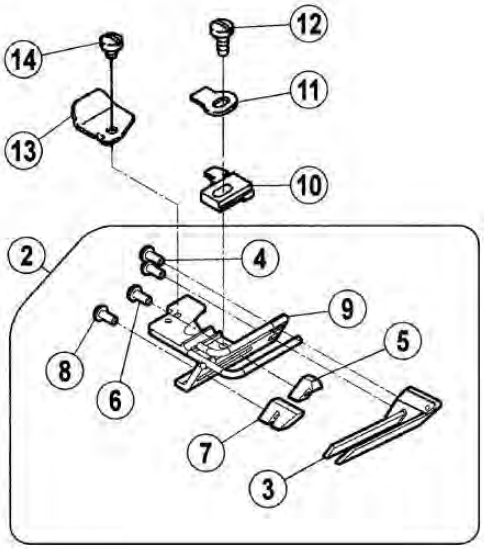

JK-797-3-504-52D/MC
JK-797-3-504-D-52D1/MC

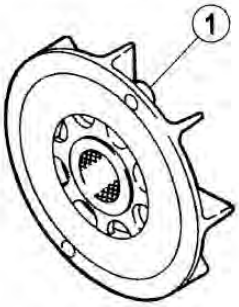

JK-797-3-504-D-52D1/MC400, 401

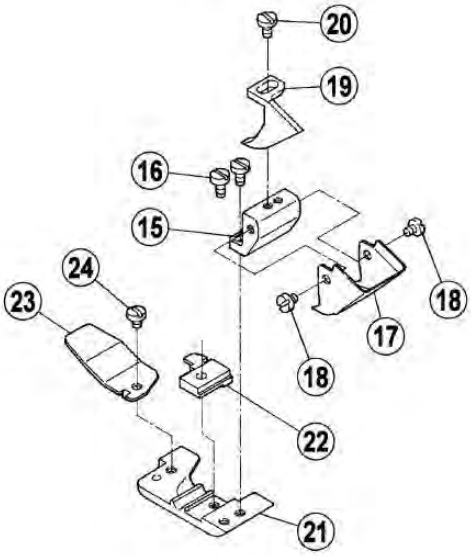

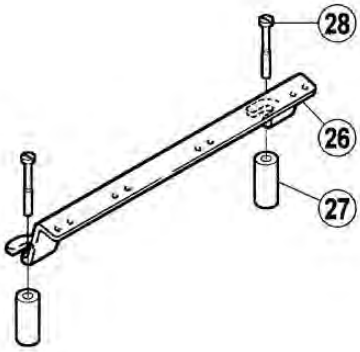

二十二、专用部件 (4) Specific Parts(4)

序号 NO.	公司件号 Part NO.	参考件号 Ref.Part No.	名称	Description	数量（Number）		
					三线 three-thread	四线 four-thread	五线 five-thread
1	———	2726240	偏心轴	Shoulder Pin	1	1	1
2	———	2403110	垫片	Washer	2	2	2
3	———	2726280	垫片	Washer	1	1	1
4	———	272626-920	曲柄	Lever	1	1	1
5	———	0045310	螺栓	Bolt	1	1	1
6	———	2011070	滑块	Block	1	1	1
7	———	0073580	螺钉	Screw	1	1	1
8	———	0048200	螺母	Nut	1	1	1
9	———	2726250	支架	Bracket	1	1	1
10	———	0045150	螺栓	Bolt	2	2	2
11	———	2042930	垫片	Washer	2	2	2
12	———	2024330	垫片	Washer	2	2	2
13	———	5131180	汽缸	Air Cylinder	1	1	1
14	———	5270110	控制阀	Speed Controller	2	2	2
15	———	2726270	块	Lever	1	1	1

23

多用途 (Versatile)
JK-797-4-514-92M2

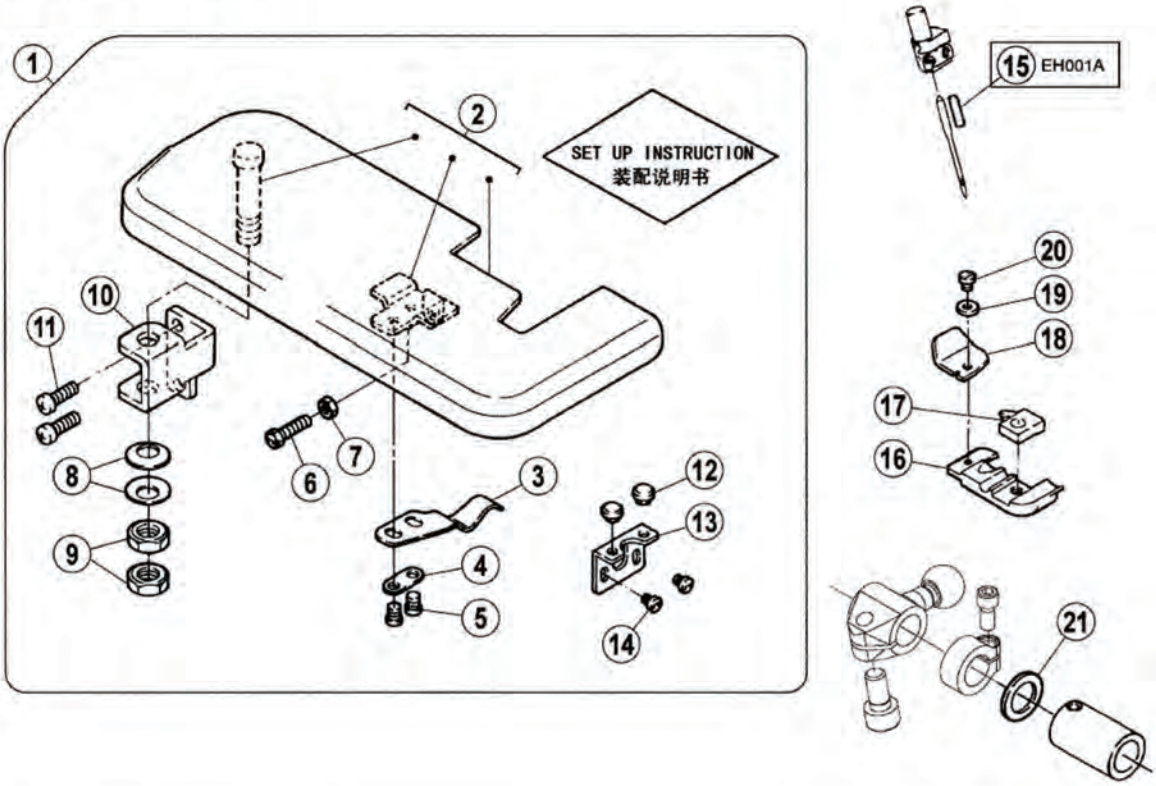

当定规 (Fabric edge guide)

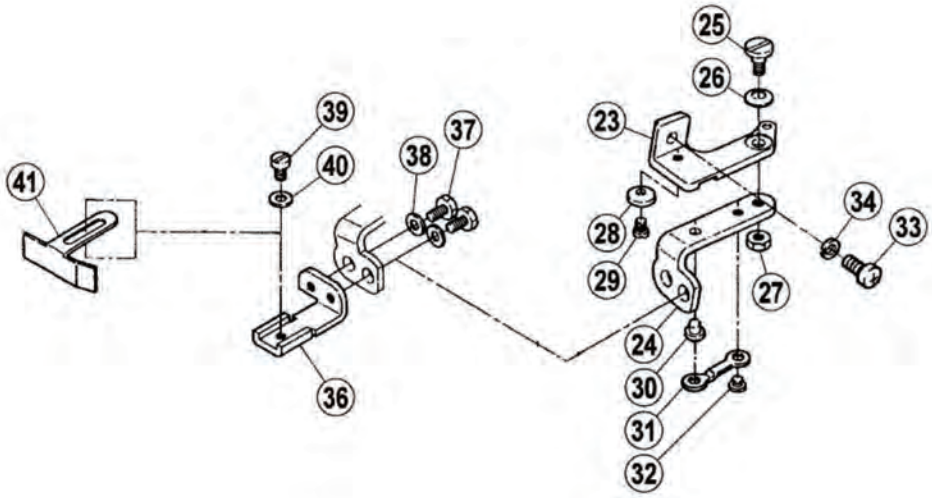

二十三、专用部件 (5) Specific Parts(5)

序号 NO.	公司件号 Part NO.	参考件号 Ref.Part No.	名称	Description	数量（Number）		
					三线 three-thread	四线 four-thread	五线 five-thread
1	———	270174-910	缝台组件	Cloth Plate Assy.	1	1	1
2	2041202900	270170-910	缝台	Cloth Plate	1	1	1
3	20412032	2042180	弹簧片	Flat Spring	1	1	1
4	20412033	200162A0	垫片	Washer	1	1	1
5	204S11001	0050530	螺钉	Screw	2	2	2
6	204S12002	005121A0	螺钉	Screw	1	1	1
7	204S16002	0030910	螺母	Nut	1	1	1
8	20428013	2048880	弹簧垫片	Spring	2	2	2
9	204S16001	0048080	螺母	Nut	2	2	2
10	20412034	2701730	缝台支架	Bracket	1	1	1
11	207S11018	007022A0	螺钉	Screw	2	2	2
12	20622003	2403050	橡胶垫	Rubber Cushion	2	2	2
13	20412035	3050140	支架	Bracket	1	1	1
14	207S11012	0070080	螺钉	Screw	2	2	2
15	———	2052690	销子	Pin	1	1	1
16	———	XXXXXX	压脚	Presser Foot	1	1	1
17	———	XXXXXX	压脚爪	Presser Foot Finger	1	1	1
18	———	2105840	压脚板	Presser Foot Auxiliary Plate	1	1	1
19	———	2105850	垫片	Washer	1	1	1
20	———	0050300	螺钉	Screw	1	1	1
21	———	2403120	垫片	Washer	1	1	1
23	20112051	2106800	送料支架	Bracket	1	1	1
24	20112052	2106810	铰链	Hinge	1	1	1
25	201S20002	0051840	螺钉	Screw	1	1	1
26	20128027	2011910	垫片	Spring	1	1	1
27	201S16003	0030440	螺母	Nut	1	1	1
28	———	2106820	垫片	Washer	1	1	1
29	———	0050530	螺钉	Screw	1	1	1
30	20126020	2106830	铰链销	Pin	1	1	1
31	20112053	2106840	铰链弹簧	Flat Spring	1	1	1
32	201S11011	0029060	螺钉	Screw	1	1	1
33	S01010	0070200	螺钉M4X8	Screw	1	1	1
34	W02002	2012520	垫圈4	Washer	1	1	1
36	20112056	2106870	挡料板座	Edge Guide Bracket	1	1	1
37	201S12001	0050880	螺钉M4X7.5	Bolt	2	2	2
38	20128020	1670660	垫片	Washer	2	2	2
39	201S11010	0012020	螺钉	Screw	1	1	1
40	20128020	1670660	垫片	Washer	1	1	1
41	20112054	2046670	挡料板	Edge Guide	1	1	1

24

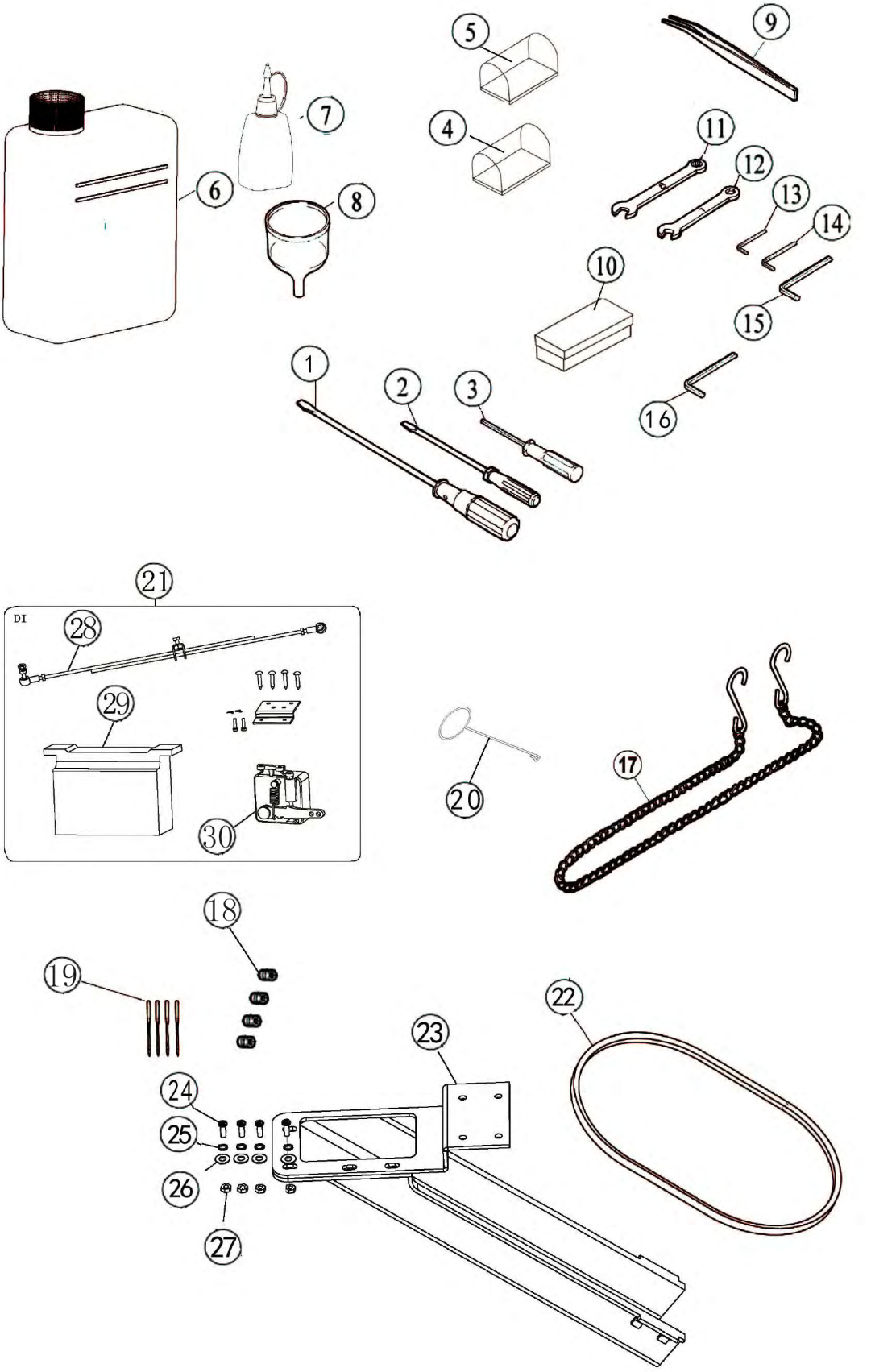
5
9
7
4
11
12
6
8
13
14
10
15
1
2
3
16
21
DI
28
29
30
20
17
18
19
22
23
24
25
26
27

二十四、随机附件部分 Accessories Assemblies

序号 Ref. No	公司件号Part No	参考件号 Ref. Part No.	名称	Description	数量（Number）		
					三线 Three-thread	四线 Four-thread	五线 Five-thread
1	20731047	KY15	螺丝刀	screwdriver	1	1	1
2	10131004	KY14	螺丝刀（小）	Screwdriver (S)	1	1	1
3	20131044	----	直柄内六角螺丝刀（1.5mm）	Hexagonal wrench/1.5mm	1	1	1
4	121131002	KY01	机头罩	Machine head cover	1	1	1
5	20131062	----	机头塑料袋	Plastic machine head bag	1	1	1
6	20731048	KY02	油壶(灰)	Oil container	1	1	1
7	20131038	KY03	小油壶（尖嘴）	Oil container	2	2	2
8	20131039	KY04	漏斗	Tundish	1	1	1
9	20131051	KY18	镊子(JACK)	Tweezers	1	1	1
10	20131055	----	附件盒	Attachment box	1	1	1
11	20131043	KY09	JK795-1908扳手（8mm）	Wrench/8mm	1	1	1
12	20131042	KY08	JK795-1907扳手（7mm）	Wrench/7mm	1	1	1
13	20131046	KY10	内六角扳手（2mm）	Hexagonal wrench/2mm	1	1	1
14	30131012	KY11	内六角扳手（4mm）	Hexagonal wrench/4mm	1	1	1
15	20131056	KY13	内六角扳手（6mm）	Hexagonal wrench/6mm	1	1	1
16	20131047	KY12	内六角扳手（5mm）	Hexagonal wrench/5mm	1	1	1
17	20131054	KY21-A	JK795-1919脚踏板链	Chain	1	1	1
18	S10005	SK216	螺钉	Screw	4	4	4
19	见标准零件表	----	机针	Needle	4	4	4
20	20131052	----	线勾	Needle threader	0	0	1
21	----	----	DI直驱专用部件	DI Special Parts	1	1	1
22	----	----	皮带	Belt	1	1	1
23	20412022	----	落料斗固定板	Waste Chute Fixing Plate	1	1	1
24	207S13008	----	螺钉	Screw	4	4	4
25	----	----	弹簧垫片	Spring washer	4	4	4
26	W01009	----	垫片	Washer	4	4	4
27	N01001	----	螺母	Nut	4	4	4
28	20730335	----	拉杆	Pull rod	1	1	1
29	20730027	----	直驱控制器(T19)	Direct drive controller(T19)	1	1	1
30	20130089	----	塑壳调速器	Plastic shell governor	1	1	1

机型	间距		针板	主送齿组件	主送齿	辅送齿	差动齿	压脚	压脚爪	上弯针	下弯针
MACHINE TYPE /SPEC	GAUGE		NEEDLE PLATE	MAIN FEED DOG ASSY.	MAIN FEED DOG	AUX.FEED DOG	DIFF.FEED DOG	PRESSER FOOT	PRESSER FOOT FINGER.	UPPER LOOPER	LOWER LOOPER
	NG	SW									
JK-797-3-505-12/233	-	4	20415001	2041400100	----	----	----	2041600100	----	20417003	20417004
JK-797-3-504-02/233N	-	4	20415004	2041400600	----	----	----	2041600200	----	20417003	20417004
JK-797-4-514-03/333N	2	4	20415003	2041400600	----	----	----	2041600300	----	20417003	20417006

机型	间距		上刀	下刀	护针		针夹头	针
					前	后		
MACHINE TYPE /SPEC	GAUGE		UPPER KNIFE	LOWER KNIFE	NEEDLE GUARD		NEEDLE HOLDER	NEEDLE
	NG	SW			FRONT	REAR		
JK-797-3-505-12/233	-	4	20619002	20419001	20417001	20417002	20734001	DCX27 #9
JK-797-3-504-02/233N	-	4	20619002	20419001	20417001	20417002	20734001	DCX27 #9
JK-797-4-514-03/333N	2	4	20619002	20419001	20417001	20417002	20734002	DCX27 #9

杰克缝纫机

全球销量遥遥领先

Leading in global sales

400-8876-858

www.chinajack.com

JACK SEWING MACHINE CO.,LTD.

2020年2月份 Edition:February,2020

杰克缝纫机股份有限公司

中国浙江省台州市椒江区三甲东海大道东段1008号

电 话 :0086-576-88177788 88177789

传 真 :0086-576-88177758

产品标准代号：Q/TK 007-2017

资料如有更改，恕不另行通知，以实样为准

JACK SEWING MACHINE CO.,LTD.

NO.1008,DONGHAI AVENUE EAST,JIAOJIANG DISTRICT,TAIZHOU CITY，ZHEJIANG

TEL: 0086-576-88177782 88177767 E-mail: sales@chinajack.com

FAX: 0086-576-88177787 www.chinajack.com

Standard code of the products:Q/TK 007-2017

You will be not informed if the file has been revised. Please set sample as standard.