


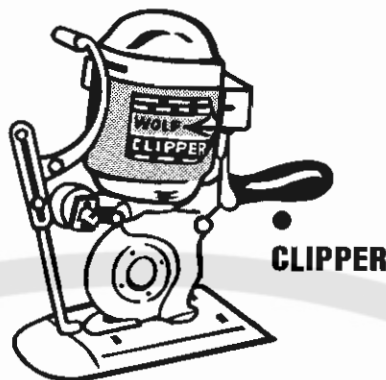
WOLF®

CIRCULAR KNIFE PARTS & SERVICE MANUAL

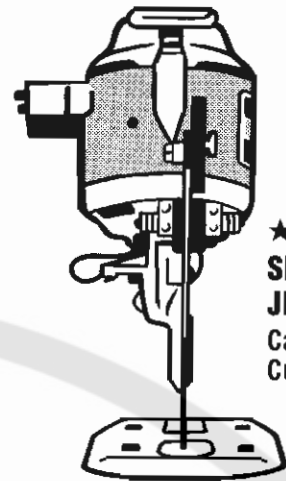
20th EDITION – Published April 2009



BLAZER



CLIPPER



★
SLIM
JIM
Carpet
Cutter

SERVICE INSTRUCTIONS

WARNING

This is a hazardous type of machinery and should be used with care. Always disconnect electrical connector before performing repairs, adjustments or maintenance. Be sure machine is properly grounded. Never place hands or any part of your person in the path of the machine when it's in service. Keep the front guard as low as possible during operation and completely down when not in use. For personal safety the operator should remove all loose fitting jewelry, shouldn't wear loose or baggy fitting clothing and persons with long hair should cover or pull it back.

Keep the machine clean and properly adjusted, as this will add to its life and efficiency. When ordering replacement parts be sure to give Part No., description and machine size.

MOTOR ROTATION

Before placing three phase machines in service be sure the knife rotates in a counter-clockwise direction when looking at the nameplate side of the machine. The rotation can be checked by a flash contact at the electrical connector with the switch turned on. To reverse direction, interchange two wires (not ground wire) at electrical connector.

CAUTION Should the machine be run in the wrong direction parts could unscrew and damage machine. Single phase machines always rotate in the proper direction.

LUBRICATION

The grease cup in the standard should be half filled with grease. Use only a good grade of cup grease.

To oil sharpener journals, remove screw in end of bushing shaft and oil. Keep emery free from oil and grease. To do this, remove emery and rub wheels together until they show a good surface, or spray with Keep-M-Kleen solution (Order #2100600).

TO SHARPEN KNIFE

It is most essential that a keen cutting edge be kept on the knife at all times, as this insures clean and easy cutting. To obtain this, the grinding wheels must be kept properly adjusted. Because of the wear of knife and emery wheels, it is necessary to adjust emeries toward the knife to avoid long bevel. Wheels must touch knife evenly. Adjustment is made by releasing screws clamping the threaded journals. The journals can then be turned to the proper position. Care should be taken that the emery wheels do not go too far down on knife. A good bevel of 1/8" makes a good cutting edge. Emeries must spin free at all times.

TO REMOVE KNIFE

To remove knife, place pin in hole through standard. Use knife wrench and turn knife nut to left. When knife wears, move toeplate back so that knife is about 1/16" from end of slot. Be sure to tighten screws that secure toeplate.

TO REMOVE GEAR

To remove knife gear, have knife on gear. Then put pin in knife and standard and loosen grease cap with pin wrench. Remove knife and cap. Then remove screw and washer. The gear can then be lifted off. Be sure not to lose any washers that may be under bearing, as they adjust the mesh of the gears. When replacing, be sure the screw and cap are tight.

WOLF®
1st/Since 1888

THE WOLF MACHINE COMPANY

5570 Creek Road • Cincinnati, OH 45242 • USA

Phone: 513-791-5194 • FAX 513-791-0925

TOLL FREE 1-800-543-WOLF

e-mail: info@wolfmachine.com • Web Site: www.wolfmachine.com

**GEARS • STANDARD
BLADE • BASE**

- 4557300
- 3515000 4557400
- 3515100 4557500
- 3515500 4557600
- 4557700

KORLOY	ALUMINUM
3565099	3565098
4565199	4565198
4565299	4565298
4565399	4565398
4565499	4565498
4565599	4565598

3560000	4559700	4560200
3560100	4559800	4560300
3560200	4559900	4560400
	4560000	4560500
	4560100	4560600
		4560700

- 3552001 #23
- 4552101 #22, #21
- 4552201 #24, #18, #19

- 4561000
- 4561100
- 3561500
- 4561600

- 3604093 #23
- 4559393 #22, #21
- 4559493 #24, #18, #19

- 3566400
- 4566500
- 4566600

**BLAZER
CLIPPER**

SEE PARTS LIST BOTTOM
OF NEXT PAGE FOR
DIFFERENT SIZES, TYPES
OF MATERIALS & NUMBERS.

- 3285360
 - 3575050
 - 4584350
- Footplate & Lifter S.A.

- 1083099
- 3576099
- 4583199

- 4582200
- 1081000

- 1081100

- 9900355

- 1082000
- 1082200
- 3577000
- 3582000

- 3567000
- 4567200

- 3285299
- 3578099
- 4584599

- 4567300

- 7230593
- 7230693

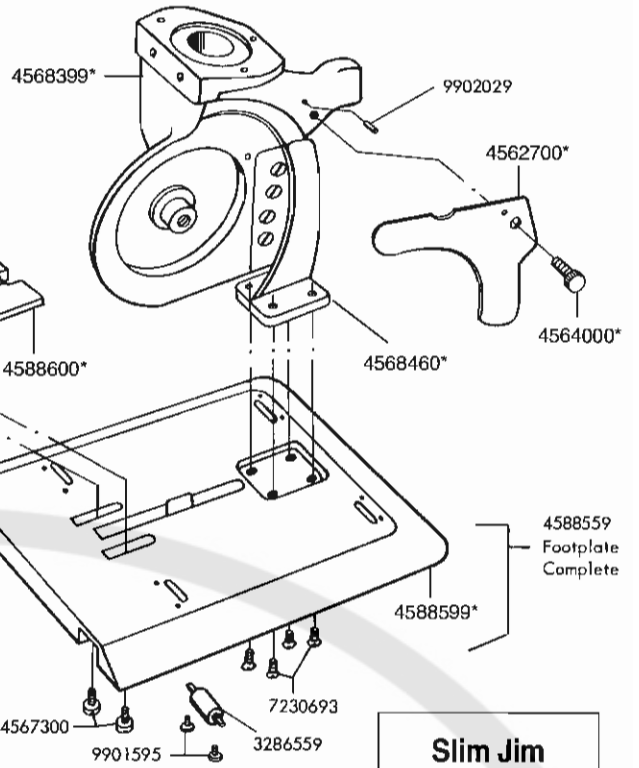
- 9901595

- 1086400
- 3586600

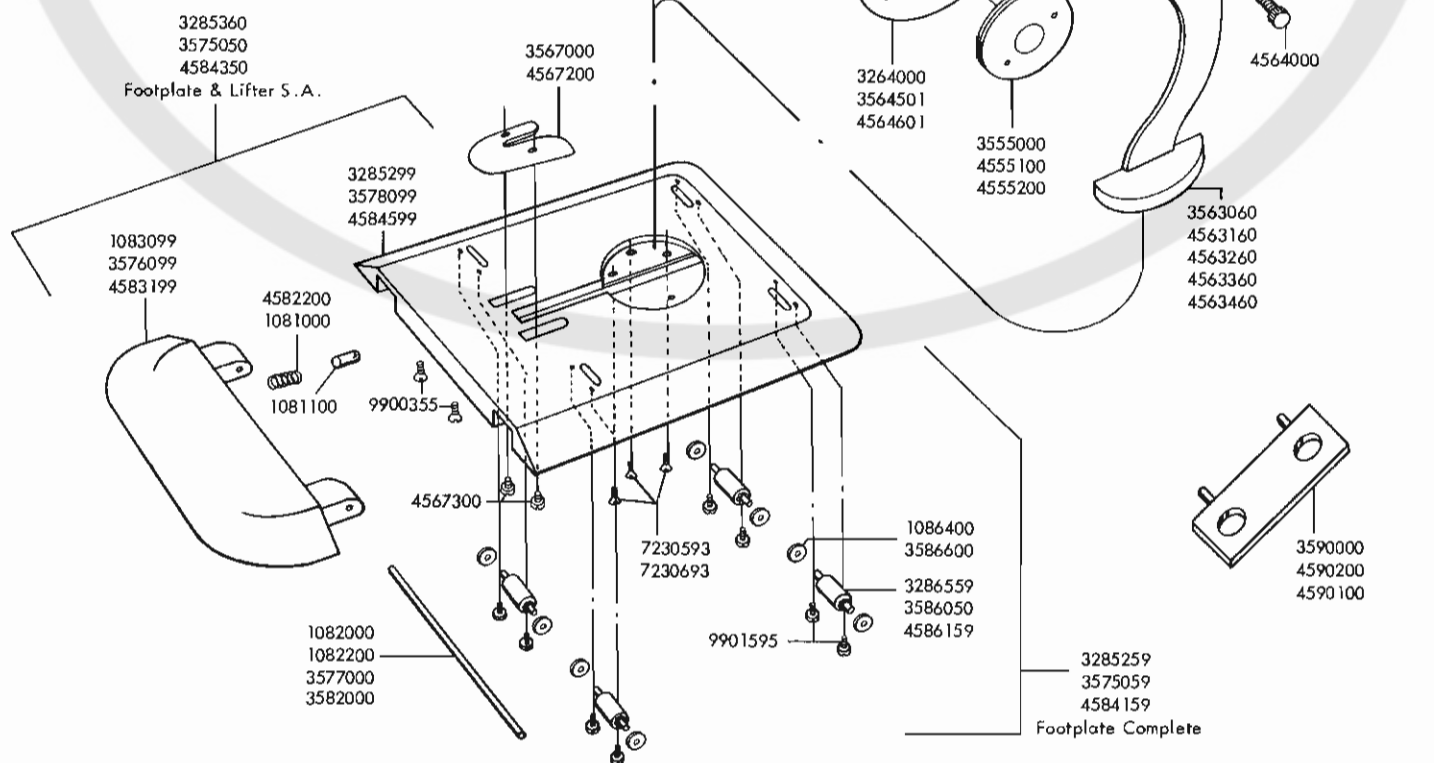
- 3286559
- 3586050
- 4586159

- 3285259
 - 3575059
 - 4584159
- Footplate Complete

- 3590000
- 4590200
- 4590100



**Slim Jim
Carpet Cutter**
Parts marked with an
asterisk are Slim Jim
Carpet Cutter parts only.



NUMBERS FOR MOTOR, ELECTRICAL PLUGS & SWITCH

IN NUMERICAL ORDER

Blazer, Clipper, Slim Jim Part No.	Description	Quantity used if more than 1	Blazer, Clipper, Slim Jim Part No.	Description	Quantity used if more than 1
<input type="checkbox"/> 1081000	Lifter Spring 7"		<input type="checkbox"/> ● 4560000	Knife Gear Shim .003, 4-3/4", 5-1/4" #21	
<input type="checkbox"/> 1081100	Lifter Pin 7"		<input type="checkbox"/> ● 4560100	Knife Gear Shim .005, 4-3/4", 5-1/4" #21	
<input checked="" type="checkbox"/> 1082000	Hinge Pin 4-3/4", 5-1/4" & 6"		<input checked="" type="checkbox"/> 4560200	Knife Gear Shim .001, 5-1/4" #24, 6", 7"	
<input type="checkbox"/> 1082200	Hinge Pin 7"		<input checked="" type="checkbox"/> 4560300	Knife Gear Shim .003, 5-1/4" #24, 6", 7"	
<input type="checkbox"/> 1083099	Cloth Lifter 7"		<input checked="" type="checkbox"/> 4560400	Knife Gear Shim .005, 5-1/4" #24, 6", 7"	
<input checked="" type="checkbox"/> 1086400	Roller Washer	8	<input checked="" type="checkbox"/> 4560500	Knife Gear Shim .010, 5-1/4" #24, 6", 7"	
<input type="checkbox"/> 1386060	Wood Handle		<input checked="" type="checkbox"/> 4560600	Knife Gear Shim .032, 5-1/4" #24, 6", 7"	
<input checked="" type="checkbox"/> 3264000	Knife Nut 5-1/4" #24, 6", 7"		<input checked="" type="checkbox"/> 4560700	Knife Gear Shim .002, 5-1/4" #24, 6", 7"	
<input type="checkbox"/> 3285259	Footplate Complete 7"		<input type="checkbox"/> 4561000	Lockwasher, 4-3/4", 5-1/4" #21	
<input type="checkbox"/> 3285299	Footplate 7"		<input checked="" type="checkbox"/> 4561100	Lockwasher, 5-1/4" #24, 6", 7"	
<input checked="" type="checkbox"/> 3285360	Footplate & Lifter S.A. 7"		<input type="checkbox"/> 4561600	Left Hand Screw (All except 4" sizes)	
<input checked="" type="checkbox"/> 3286559	Roller Complete 5-1/4" #24, 7"	4	<input checked="" type="checkbox"/> 4562700	Rear Knife Guard	
<input checked="" type="checkbox"/> 3515000	Shim for Bottom Head Bearing .002		<input type="checkbox"/> 4563160	4-3/4" Rear Knife Guard	
<input checked="" type="checkbox"/> 3515100	Shim for Bottom Head Bearing .003		<input type="checkbox"/> ● 4563260	5-1/4" Rear Knife Guard	
<input checked="" type="checkbox"/> 3515500	Shim for Bottom Head Bearing .005		<input type="checkbox"/> 4563360	6" Rear Knife Guard	
<input checked="" type="checkbox"/> 3552001	Knife Gear, 4"		<input type="checkbox"/> 4563460	7" Rear Knife Guard	
<input checked="" type="checkbox"/> 3555000	Bearing Locknut, 4"		<input type="checkbox"/> 4564000	Thumb Screw	
<input checked="" type="checkbox"/> 3560000	Aligning Washer, 4" (.001)		<input type="checkbox"/> ● 4564601	Knife Nut, 4-3/4", 5-1/4" #21	
<input checked="" type="checkbox"/> 3560100	Aligning Washer, 4" (.003)		<input type="checkbox"/> ● 4565198	Standard, 4-3/4" Aluminum	
<input checked="" type="checkbox"/> 3560200	Aligning Washer, 4" (.005)		<input type="checkbox"/> ● 4565199	Standard, 4-3/4" Korloy	
<input checked="" type="checkbox"/> 3561500	Left Hand Screw, 4"		<input type="checkbox"/> ● 4565298	Standard, 5-1/4" #21 Aluminum	
<input checked="" type="checkbox"/> 3563060	4" Rear Knife Guard S.A.		<input type="checkbox"/> ● 4565299	Standard, 5-1/4" #21 Korloy	
<input checked="" type="checkbox"/> 3564501	4" Knife Nut		<input type="checkbox"/> 4565398	Standard, 5-1/4" #24 Aluminum	
<input checked="" type="checkbox"/> 3565098	4" Standard, Aluminum		<input type="checkbox"/> 4565399	Standard, 5-1/4" #24 Korloy	
<input checked="" type="checkbox"/> 3565099	4" Standard, Korloy		<input type="checkbox"/> 4565498	Standard 6" Aluminum	
<input checked="" type="checkbox"/> 3566400	Grease Shield 4"		<input type="checkbox"/> 4565499	Standard 6" Korloy	
<input checked="" type="checkbox"/> 3567000	Toe Plate, 4"		<input type="checkbox"/> 4565598	Standard 7" Aluminum	
<input checked="" type="checkbox"/> 3575050	Footplate & Lifter S.A., 4" (After 6/03)		<input type="checkbox"/> 4565599	Standard 7" Korloy	
<input checked="" type="checkbox"/> 3575059	Footplate Complete (After 6/03)		<input checked="" type="checkbox"/> 4566200	Reducing Collar, 4-3/4", 5-1/4" #21 (not shown)	
<input checked="" type="checkbox"/> 3576099	Cloth Lifter, 4" (After 6/03)		<input type="checkbox"/> ● 4566500	Grease Shield, 4-3/4", 5-1/4" #21	
<input checked="" type="checkbox"/> 3577000	Hinge Pin, 4" (After 6/03)		<input checked="" type="checkbox"/> 4566600	Grease Shield, 5-1/4" #24, 6", 7"	
<input checked="" type="checkbox"/> 3578099	Footplate, 4" (After 6/03)		<input type="checkbox"/> ● 4567200	Toe Plate, 4-3/4, 5-1/4", 6", 7	
<input checked="" type="checkbox"/> 3582000	Hinge Pin, 4" (Prior to 6/03)		<input type="checkbox"/> 4567300	Screw to secure Toe Plate	2
<input checked="" type="checkbox"/> 3583099	Cloth Lifter, 4" (Prior to 6/03)		<input checked="" type="checkbox"/> 4568399	Slim Jim Standard	
<input checked="" type="checkbox"/> 3586050	Roller Assembly, 4"	4	<input checked="" type="checkbox"/> 4568460	Slim Jim Base S.A.	
<input checked="" type="checkbox"/> 3586600	Roller Washer, 4"	8	<input type="checkbox"/> 4582200	Lifter Spring, 4-3/4", 5-1/4", 6"	
<input checked="" type="checkbox"/> 3590000	Pin Wrench, 4"		<input type="checkbox"/> 4583199	Lifter, 4-3/4", 5-1/4", 6"	
<input checked="" type="checkbox"/> 3604093	Knife Bearing, 4" #23		<input type="checkbox"/> ● 4584159	Footplate Complete, 4-3/4", 5-1/4", 6"	
<input type="checkbox"/> 4532000	Grease Cap		<input type="checkbox"/> 4584350	Footplate & Lifter S.A., 4-3/4", 5-1/4", 6"	
<input type="checkbox"/> ● 4552101	Knife Gear, 4-3/4" #22, 5-1/4" #21, (1-1/16" ID)		<input type="checkbox"/> 4584599	Footplate, 4-3/4", 5-1/4", 6"	
<input checked="" type="checkbox"/> 4552201	Knife Gear, 5-1/4" #24, 6" #18, 7" #19 (2" ID)		<input type="checkbox"/> ● 4586159	Roller S.A., 4-3/4", 5-1/4", 6	4
<input type="checkbox"/> ● 4555100	Bearing Locknut, 4-3/4", 5-1/4" #21		<input checked="" type="checkbox"/> 4588559	Footplate Complete, Slim Jim	
<input type="checkbox"/> ● 4555200	Bearing Locknut, 5-1/4" #24, 6", 7"		<input checked="" type="checkbox"/> 4588599	Footplate, Slim Jim	
<input checked="" type="checkbox"/> 4557300	Shim for Bottom Head Bearing (.001)		<input checked="" type="checkbox"/> 4588600	Toe Plate, Slim Jim	
<input checked="" type="checkbox"/> 4557400	Shim for Bottom Head Bearing (.002)		<input type="checkbox"/> ● 4590100	Pin Wrench, 4-3/4", 5-1/4", #21	
<input checked="" type="checkbox"/> 4557500	Shim for Bottom Head Bearing (.003)		<input checked="" type="checkbox"/> 4590200	Pin Wrench, 5-1/4" #24, 6", 7"	
<input checked="" type="checkbox"/> 4557600	Shim for Bottom Head Bearing (.005)		<input checked="" type="checkbox"/> 7230593	Hardened Screw	3
<input checked="" type="checkbox"/> 4557700	Shim for Bottom Head Bearing (.010)		<input checked="" type="checkbox"/> 7230693	Hardened Screw	3 or 4
<input type="checkbox"/> 4559393	Knife Bearing, 4-3/4" #22, 5-1/4" #21		<input type="checkbox"/> 9900355	Screw to secure Hinge Pin	2
<input checked="" type="checkbox"/> 4559493	Knife Bearing, 5-1/4" #24, 6" #18, 7" #19		<input type="checkbox"/> 9900571	Screw to secure Bottom Head	3
<input type="checkbox"/> ● 4559700	Knife Gear Shim, .010 4-3/4", 5-1/4" #21		<input type="checkbox"/> 9901595	Screw to secure Rollers	8
<input type="checkbox"/> ● 4559800	Knife Gear Shim, .001 4-3/4", 5-1/4" #21		<input checked="" type="checkbox"/> 9902099	Roll Pin	3
<input type="checkbox"/> ● 4559900	Knife Gear Shim, .002 4-3/4", 5-1/4" #21				

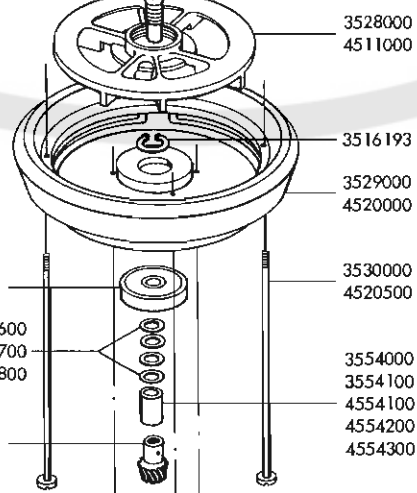
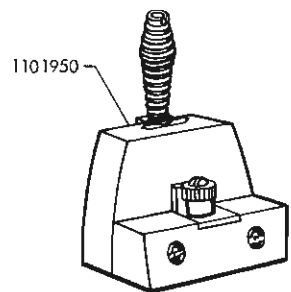
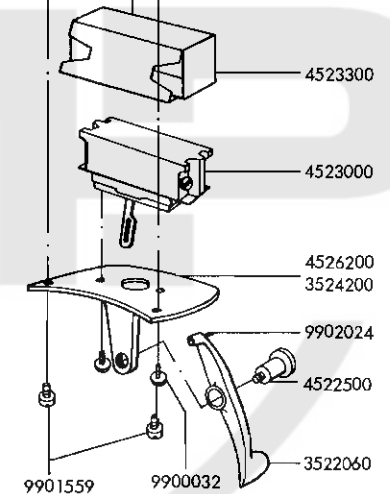
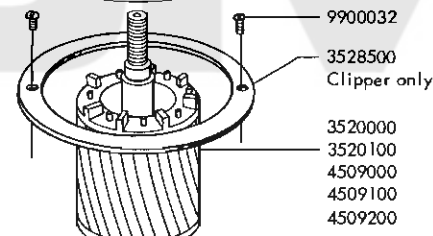
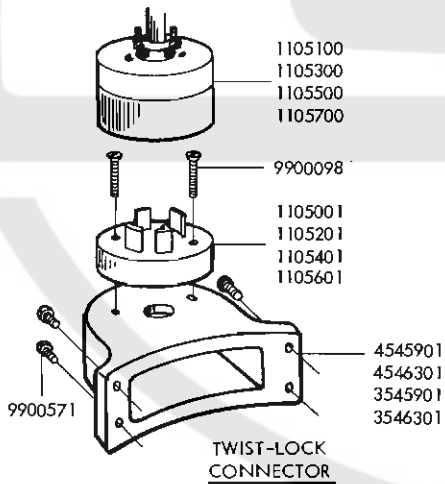
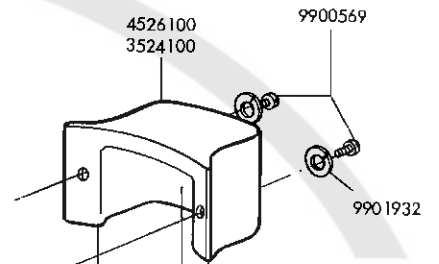
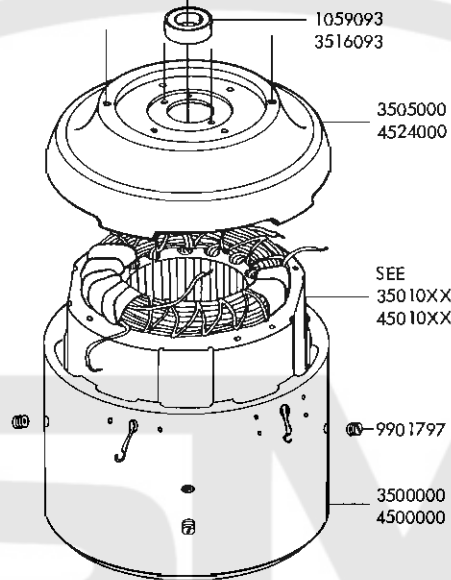
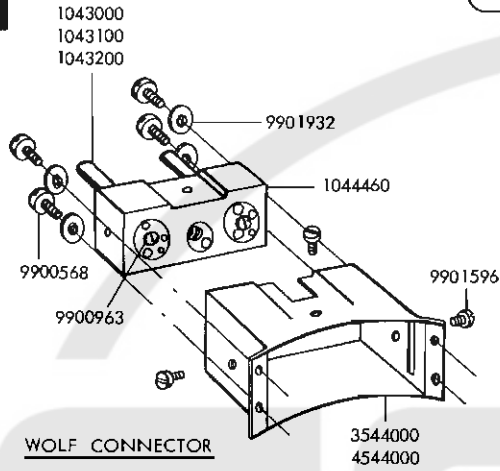
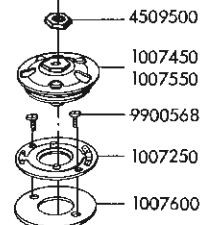
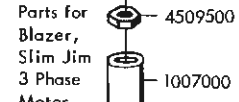
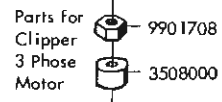
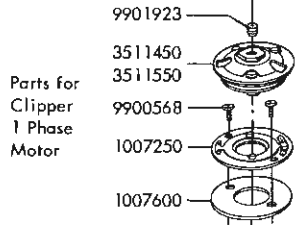
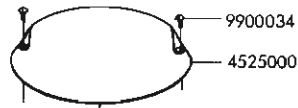
BLADES

Part No.	Description	Part No.	Description	Part No.	Description
●1430770	4" Carbon (1-1/4" ID)	<input type="checkbox"/> ●1429970	5-1/4" Carbon (1-11/16" ID) #21	<input type="checkbox"/> 1427070	6" Carbon
●1430871	4" High Speed #23	<input type="checkbox"/> ●1430071	5-1/4" High Speed #21	<input type="checkbox"/> 1427173	6" Teflon #18 (2" ID)
●1430973	4" Teflon	<input type="checkbox"/> ●1430173	5-1/4" Teflon #21	<input type="checkbox"/> 1427371	6" High Speed
<input type="checkbox"/> ●1430370	4-3/4" Carbon #22	<input checked="" type="checkbox"/> 1431170	5-1/4" Carbon #24	<input type="checkbox"/> 1428970	7" Carbon
<input type="checkbox"/> ●1430471	4-3/4" High Speed	<input checked="" type="checkbox"/> 1431271	5-1/4" High Speed #24	<input type="checkbox"/> 1429071	7" High Speed #19 (2" ID)
<input type="checkbox"/> ●1430573	4-3/4" Teflon (1-11/16" ID)	<input checked="" type="checkbox"/> 1431373	5-1/4" Teflon (2" ID) #24	<input type="checkbox"/> 1429173	7" Teflon

Parts NOT COMMON to all machine are identified with symbols.

BLAZER ● CLIPPER ★ SLIM JIM Carpet Cutter

MOTOR ELECTRICAL PLUGS SWITCH



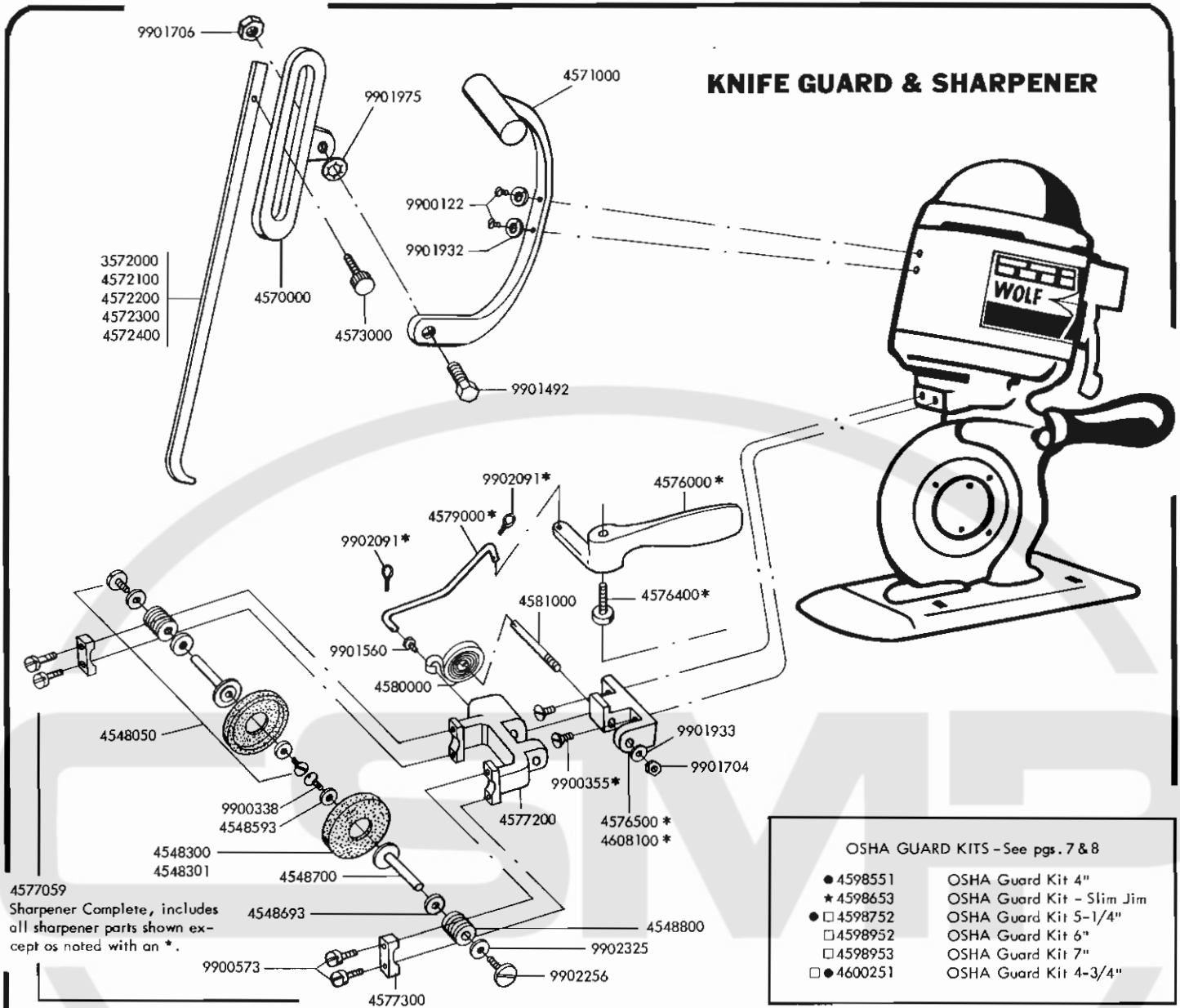
NUMBERS FOR MOTOR, ELECTRICAL PLUGS & SWITCH

IN NUMERICAL ORDER

Part No	Description	Quantity used if more than 1	Part No.	Description	Quantity used if more than 1
☐★1007000	3 Phase Spacer		● 3593093	Bottom Head Bearing	
1007250	Inner Breaker		☐★ 4500000	Motor Case	
☐★1007450	Outer Breaker 60 Cycle		☐★ 4501001	Stator 110/1/60	
☐★1007550	Outer Breaker 50 Cycle		☐★ 4501004	Stator 220/1/50	
1007600	Insulator		☐★ 4501011	Stator 220-380/3/50-60	
1043000	3 Phase Connection Post 3/16"		☐★ 4501016	Stator 220/3/60	
1043100	Connection Post 1/8"		☐★ 4501035	Stator 220/3/50	
1043200	1 Phase Connection Post 1/4"		FOR ANY OTHER STATOR VOLTAGES, PLEASE SPECIFY		
1044460	Connection Block Base Assy.		☐ 4509000	Rotor 4-3/4" & 5-1/4" #21	
☐★1057093	Bottom Head Bearing		☐ 4509100	Rotor 7"	
☐★1059093	Top Head Bearing		☐★ 4509200	Rotor 5-1/4" #24 & 6"	
1101950	Cord Coupling 1 Phase		☐★ 4509500	Nut	
1103250	Line Wire 1 Phase (not shown)		☐★ 4511000	Fan	
1104050	Line Wire 3 Phase (not shown)		☐★ 4520000	Bottom Head	
1105001	Male Twist Lock Plug (1 Ph., 110V)		☐★ 4520500	Motor Bolt	4
1105100	Female Twist Lock Plug (1 Ph., 110V)		4522500	Trigger Screw	
1105201	Male Twist Lock Plug (1 Ph., 220V)		4523000	Switch	
1105300	Female Twist Lock Plug (1 Ph., 220V)		4523300	Switch Insulator	
1105401	Male Twist Lock Plug (3 Ph., 220V)		☐★ 4524000	Top Head	
1105500	Female Twist Lock Plug (3 Ph., 220V)		4525000	Cover	
1105601	Male Twist Lock Plug (3 Ph., 440V)		☐★ 4526100	Switch Box	
1105700	Female Twist Lock Plug (3 Ph., 440V)		☐★ 4526200	Switch Box Cover	
● 3500000	Motor Case		☐★ 4544000	Wolf Connection Box	
● 3501001	Stator 110/1/60		☐★ 4545901	Inlet Box Twist-Lock 1 Ph. Plug	
● 3501004	Stator 220/1/50		☐★ 4546301	Inlet Box Twist-Lock 3 Ph. Plug	
● 3501011	Stator 220-380/3/50-60		☐● 4550100	Pinion Gear 4-3/4" & 5-1/4" #21	
● 3501016	Stator 220/3/60		☐★ 4550200	Pinion Gear 5-1/4" #24, 6", 7"	
● 3501035	Stator 220/3/50		☐ 4554100	Aligning Collar 4-3/4" & 5-1/4" #21	
FOR ANY OTHER STATOR VOLTAGES, PLEASE SPECIFY			★☐ 4554200	Aligning Collar 5-1/4" #24 & 6"	
● 3505000	Top Head		☐ 4554300	Aligning Collar 7"	
● 3508000	3 Phase Spacer		★☐ 4554600	Shim .001	
● 3511450	Outer Breaker 60 Cycle		★☐ 4554700	Shim .003	
● 3511550	Outer Breaker 50 Cycle		★☐ 4554800	Shim .005	
● 3516093	Bearing - Top Head		● 9900032	Screw to secure Baffle	2
● 3516193	Snap Ring (Bearing Seat)		9900032	Screw to secure Switch	2
● 3520000	Rotor 4"		9900034	Screw to secure Top Cover	2
● 3520100	Rotor 4-3/4", 5-1/4" #21		9900098	Screw to secure Twist-Lock Plug	2 or 3
3522060	Switch Trigger		9900568	Screw to secure Wolf Conn. Box & Inner Breaker	6
● 3524100	Switch Box		9900569	Screw to secure Switch Box	2
● 3524200	Switch Box Cover		9900571	Screw to secure Connection Box	4
● 3528000	Fan		9900963	Screw to secure Lead Wire	2 or 3
● 3528500	Baffle		9901559	Screw to secure Switch Box Cover	2
● 3529000	Bottom Head		9901596	Screw to secure Connection Block	2
● 3530000	Motor Bolt	2	● 9901708	Nut	
● 3544000	Wolf Connection Box		9901797	Set Screw	4
● 3545901	Connection Box - 1 Phase		9901932	Lock Washer	6
● 3546301	Connection Box - 3 Phase		9902024	Roll Pin	
● 3550000	Pinion Gear - 4"				
● 3554000	Aligning Collar - 4"				
● 3554100	Aligning Collar - 4-3/4", 5-1/4" #21				
● 3554400	Shim .003				
● 3554500	Shim .005				
● 3554600	Shim .010				

Parts NOT COMMON to all machines are identified with symbols.
☐ BLAZER ● CLIPPER ★ SLIM JIM - Carpet Cutter

KNIFE GUARD & SHARPENER




- OSHA GUARD KITS - See pgs. 7 & 8**
- 4598551 OSHA Guard Kit 4"
 - ★ 4598653 OSHA Guard Kit - Slim Jim
 - □ 4598752 OSHA Guard Kit 5-1/4"
 - 4598952 OSHA Guard Kit 6"
 - 4598953 OSHA Guard Kit 7"
 - ● 4600251 OSHA Guard Kit 4-3/4"

NUMBERS FOR KNIFE GUARD AND SHARPENER

Part No.	Description	Quantity used if more than 1	Part No.	Description	Quantity used if more than 1
● 3572000	4" Knife Guard		4577150	Grinder Frame S.A. (4577300, 4577200, 9901607)	
4548050	Emery Wheel & Shaft Complete	2	4577200	Grinder Frame	
4548250	Shaft Complete S. A. (not shown)	2	4577300	Grinder Frame Cap	2
4548300	Emery Wheel 150 Grit	2	4579000	Grinder Pull Rod	
4548301	Emery Wheel 220 Grit	2	4580000	Grinder Spring	
4548593	Emery Wheel Washer	2	4581000	Grinder Shaft	
4548693	1/4 - Nylon Washer	2	● 4608100	Grinder Bracket 4"	
4548700	Emery Wheel Shaft	2	9900122	Screw to secure Knife Guard & Handle	2
4548800	Grinder Journal	2	9900338	Locking Screw	
4570000	Knife Guard Slide		9900355	Screw (for 4576500)	2
4571000	Carrier Handle & Bracket		9900573	Screw (for 4577300)	4
● □ 4572100	Front Knife Guard 4-3/4"		9901492	Screw to secure Guard	
4572200	Front Knife Guard 5-1/4"		9901560	Screw to secure Spring	
★ □ 4572300	Front Knife Guard 6"		9901704	Nut to secure Grinder Shaft	
□ 4572400	Front Knife Guard 7"		9901706	Nut	
4573000	Thumb Screw		9901932	Washer	2
4576000	Grinder Trigger		9901933	Lack Washer	
4576400	Shoulder Screw		9901975	Washer	
★ □ 4576500	Grinder Bracket		9902091	Pin (for 4579000)	2
4577059	Grinder Complete with Shaft & Spring		9902256	Screw to secure Journal	2
			9902325	Washer	2

Parts NOT COMMON to all machines are identified with symbols.
 □ BLAZER ● CLIPPER ★ SLIM JIM - Carpet Cutter

OSHA BLAZER & SLIM JIM ROUND KNIFE GUARDS




BLAZER & SLIM JIM GUARD ASSEMBLY COMPLETE

For field conversion order items #2 and #9 plus assembly complete.

4-3/4" Round Knife ----- 4600251	6" Round Knife ----- 4598952
5-1/4" Slim Jim ----- 4598653	7" Round Knife ----- 4598953
5-1/4" Round Knife ----- 4598752	

Ref. #	Description	Quantity	Prime #	Ref. #	Description	Quantity	Prime #
1	Handle. (Also on Clipper)	1	4598599	4	Plastic Guard	1	
2	Guard - Grinder Wheel	1	4598571		4-3/4" Round Knife		4600500
3	Guard Mounting Bracket Assy.	1			5-1/4" Slim Jim		4599300
	4-3/4" Round Knife		4600460		5-1/4" Round Knife		4599300
	5-1/4" Slim Jim		4598660		6" Round Knife		4599600
	5-1/4" Round Knife		4599260		7" Round Knife		4599500
	6" Round Knife		4599760	5	Pivot Bushing	1	4598582
	7" Round Knife		4598960	6	Shim - .003	1	3554400
					Shim - .005	1	3554500
				8	Screw	1	9900340
				9	Pan Hd. Scr.	1	9900819

OSHA CLIPPER ROUND KNIFE GUARDS



4" CLIPPER GUARD ASSEMBLY COMPLETE - 4598551

For field conversion also order #1, #2, #9, and Part #4598599

Ref. #	Description	Quantity	Prime #	Ref. #	Description	Quantity	Prime #
1	Grinder Frame Cap - Right	1	4607800	5	Shim - .003	1	3554400
1a	Grinder Frame Cap - Left	1	4607900		Shim - .005	1	3554500
2	Knife Guard	1	4599900	6	Washer	1	4598581
3	Plastic Guard	1	4600100	7	Screw	1	9900340
4	Pivot Bushing	1	4598580	8	Guard Mounting Bracket Assy.		4598560
				9	Special Grinder Bracket*		4608100
					* 4" Clipper only		

WOLF[®]

1st/Since 1888

THE WOLF MACHINE COMPANY

5570 Creek Road • Cincinnati, OH 45242 • USA

Phone: 513-791-5194 • FAX 513-791-0925

TOLL FREE 1-800-543-WOLF

e-mail: info@wolfmachine.com • Web Site: www.wolfmachine.com