

**FIRST
EDITION**



Union Special
INDUSTRIAL SEWING EQUIPMENT

CATALOG NO. 77L

STYLES

51200	51300
51400	51500
51700	51900
54100	

**FLAT BED LIGHT DUTY DOUBLE LOCKED
STITCH MACHINES**

www.college-sewing.co.uk



Catalog No. 77 L

LIST OF PARTS

STYLES IN CLASSES

51200	51300	51400
51500	51700	51900
		54100

THE FIFTY THOUSAND SERIES

The parts listed in this catalog are
furnished at list prices for repairs only.

First Edition

Price \$2.00

Copyright 1938

By

Union Special Machine Co.

Rights Reserved In All Countries

Union Special Machine Company
Chicago

Printed in U.S.A.

OFFICES, SERVICE STATIONS, FOREIGN DISTRIBUTORS

- ★ **CHICAGO, ILL.** Union Special Machine Co., 404 N. Franklin St. Main Office and Factory. T. S. Whitsel, Gen. Sales Mgr. J. W. McLain, Asst. Gen. Sales Mgr. L. C. Morris, Foreign Sales Mgr. A. E. Brauch, District Sales Mgr. T. C. Wiebers, Office Mgr. Tel. Superior 6920.
- ★ **ATLANTA, GA.** 155 Spring St. P. T. McLendon, Mgr. Tel. Main 3377.
- BALTIMORE, MD.** 17 Guilford Ave. H. A. McGwier. Tel. Plaza 8499.
- ★ **BOSTON, MASS.** 210 Lincoln St. C. E. Stevens, Mgr. Tel. Liberty 0148.
- ★ **CINCINNATI, O.** 422 Temple Bar Bldg. W. E. LeRoy, Mgr. Tel. Parkway 2521.
- CLEVELAND, O.** 308 Marion Bldg. K. D. Bear. Tel. Main 9657.
- DETROIT, MICH.** 2725 Boston Blvd. W. J. F. Livingston. Tel. Tyler 64118.
- FT. WORTH, TEX.** 912 Morningside Drive. H. M. Petershagen. Tel. 4-7776.
- GREENSBORO, N. C.** 402 S. Mendenhall St. L. F. McGwier. Tel. 6301.
- GREENVILLE, S. C.** 405 Masonic Temple Bldg. F. E. Hodtum. Tel. 1269.
- JOHNSON CITY, N. Y.** 49 Cherry St. Wm. Browne. Tel. 7-3179.
- KANSAS CITY, MO.** 5014 College Ave. T. O. Biggers. Tel. Wabash 6966.
- LOS ANGELES, CAL.** 1303 So. Main St. C. E. Downs. Tel. Prospect 5636.
- MINNEAPOLIS, MINN.** 3608 27th Ave. S. R. W. Bredahl. Tel. Drexel 3331.
- MONTREAL, QUE.** 455 Craig St. W. S. J. Storey. Tel. LA 7944.
- NASHVILLE, TENN.** Observatory Drive. W. J. Brauch, Tel. 7-0925-J.
- NEWARK, N. J.** 60 Park Place. H. K. Lanning. Tel. Market 3-3123.
- NEW HAVEN, CONN.** 120 Highland Ave., West Haven. E. W. Losty.
- NEW ORLEANS, LA.** 202 Godchaux Bldg. H. A. Sims. Tel. Raymond 8137.
- ★ **NEW YORK, N. Y.** 116 E. 27th St. Wm. Bleicher, Mgr. Tel. Murray Hill 4-4665 or 4-4666.
- ★ **PHILADELPHIA, PA.** 401 N. Broad St. T. M. Murphey, Mgr., Tel. (Bell) Walnut 3131, (Kev.) Race 1078.
- POTTSVILLE, PA.** 20 South Center St. L. J. Perrin. Tel. 2508-J.
- ★ **ST. LOUIS, MO.** 1127 Pine St. E. E. Gratsch, Mgr. Tel. Main 1776.
- ★ **SAN FRANCISCO, CAL.** 371 4th St. J. M. Biddle, Mgr. Tel. Garfield 7999.
- SEATTLE, WASH.** 615 Terminal Sales Bldg. O. L. Atchison. Tel. Main 3864.
- ★ **TORONTO, ONT.** 137 Wellington St. W. G. A. Rundle, Mgr. Tel. Adelaide 2909.
- UTICA, N. Y.** 329 Jay St. P. J. Steeper, Mgr. Tel. 4-6422.
- WATERFORD, N. Y.** 22 Fourth St. A. J. Brown. Tel. 467.
- WINNIPEG, MAN.** 1065 Dominion St. Walter Baldwin. Tel. 24244.
- YORK, PA.** 837 Florida Ave. Wm. Denholm. Tel. 64196.

OVERSEAS

- AFRICA**—Capetown, Durban, Johannesburg, Port Elizabeth, South Africa. Port Louis, Mauritius.
- ASIA**—Hong Kong, Shanghai, and Tientsin, China. Bombay and Calcutta, India. Osaka and Tokyo, Japan. Manila, P. I.
- AUSTRALIA** — Brisbane, Melbourne, Perth, Sydney.
- EUROPE**—Vienna, Austria. Brussels, Belgium. Copenhagen, Denmark. Leicester and London, England. Helsingfors, Finland. Paris and Lyons, France. Berlin, Chemnitz, Ebingen, Erfurt, Frankfurt am Main, Koln, Stuttgart, Germany. Milan, Italy. Oslo, Norway. Oporto, Portugal. Dundee and Glasgow, Scotland. Barcelona, Spain. Boras and Stockholm, Sweden. Zurich, Switzerland.
- NEW ZEALAND** — Auckland, Christchurch, Dunedin, Wellington.
- NORTH AMERICA** — Havana, Cuba. Mexico City and Monterey, Mexico. Jamaica, B. W. I. San Juan, P. R.
- PACIFIC ISLANDS** — Honolulu, Hawaii. Sourabaya, Java.
- SOUTH AMERICA**—Buenos Aires, Argentina. Porto Alegre, Sao Paulo, Recife, Brazil. Santiago, Chili. Barranquilla, Bogota, Medellin, Colombia. Guayaquil, Ecuador. Lima, Peru. Montevideo, Uruguay. Caracas, Venezuela.

*MAIN OFFICES

FOREWORD

The one dominating idea back of "Union Special" is to build the best industrial sewing machines in the world. Our new line of Enclosed Type Flat Bed Machines, known as the "Fifty-Thousand Series" marks an epoch in sewing machine design and construction.

All parts are made to gauges with exceedingly close limits. Oil Cups are provided for all important bearings, and a convenient oil drain catches the surplus. Repairs can be made with facility as all parts are readily accessible, and are 100% interchangeable.

It is our constant aim to furnish carefully prepared information that will enable the customer to secure all possible economies and advantages from the use of Union Specials. On the pages which follow will be found illustrations and descriptions of the parts for styles in Classes 51200, 51300, 51400, 51500, 51700, 51900 and 54100.

Additional catalogs, containing information relative to these machines, and which will be furnished on request, are listed below.

Catalog No. 29	List of Transmitter Parts
Catalog No. 32	List of Pulling Machine Parts
Catalog No. 45	List and Description of Needles
Catalog No. 45 A	Price List of Needles
Form 357	Engineering Department Adjusting Instructions. Specify the Style number of the machine for which the Adjusting Instructions are required

In all manufacturing centers will be found Union Special representatives, who will co-operate with those who desire in planning and estimating their requirements.

UNION SPECIAL MACHINE COMPANY

Engineering Department

IDENTIFICATION OF MACHINES

Each Union Special carries a style number which is stamped in the name plate on the machine. Style numbers are classified as standard and special. Those which are standard have one or more letters suffixed, but never contain the letter "Z". Example: 51400 A. Style numbers containing the letter "Z" are special. When only minor changes are made in a standard machine a "Z" is merely suffixed to the respective standard style number. Example: 51400 AZ.

Styles of machines similar in construction are grouped under a class number which differs from the style numbers in that it contains no letters. Example: 51400.

The distance between the rows of stitches is represented by a gauge number measured in 64ths of an inch, viz: 12 gauge represents a distance of $12/64$ or $3/16$ inch, 64 gauge represents a distance of $64/64$ inch or 1 inch. The gauge number of machines, making three independent equally spaced rows of stitches, like styles in Class 51900, represents the space between adjoining rows or one-half the overall measurement, viz: No. 6 gauge represents $6/64$ inch or $3/32$ inch, No. 9 gauge represents $9/64$ inch. The figure directly following the dash in the Style Number symbols covering the multiple needle styles in Class 54100 indicates the number of needles with which the machine is fitted. The figures enclosed in parenthesis in the list of parts denote the gauge or needle spacing, reading from left to right. Example(16-64-16) denotes a needle spacing of $1/4$ inch, 1 inch, and $1/4$ inch

APPLICATION OF CATALOG

This catalog applies only to the standard styles of machines as listed herein. It can also be applied with discretion to the special machines covered by these classes.

STYLES OF MACHINES IN CLASS 51200

Enclosed Type Flat Bed One Needle Light Duty Machines,
Double Locked Stitch Type 401, Lateral Looper Travel

51200 A (Succeeds Styles 6400 I and 15900 D) For binding aprons, dresses and similar garments, internal presser spring, parallel take-up, Type 106 needles, uses cut edge strip, standard widths $3/4$, $7/8$, 1, $1\ 1/8$ and $1\ 1/4$ inches.

STYLES OF MACHINES IN CLASS 51200 (Cont'd)

- 51200 B (Succeeds Style 6400 M) For seaming mattress ticks, bound seam, external presser spring, shielded disc take-up uses selvage edge strip, standard widths $5/8$, $3/4$ and $7/8$ inch, English binder, Type 126 needle.
- 51200 C (Succeeds Style 6400 W) For seaming mattress ticks; plain seam, external presser spring, shielded disc take-up Type 126 needle.
- 51200 G (Succeeds Style 6400 N) For joining shoulders of shirts, one operation, internal presser spring, parallel take-up, Type 106 needle.
- 51200 H (Succeeds Style 6000 A) For miscellaneous operations on knitted drawer bands and knitted shirt fronts, internal presser spring, parallel take-up, Type 101 needle.
- 51200 J (Succeeds Style 15900 F) For attaching one-piece extension button stays to front and sleeves of woven shirts, also facing sleeves, external presser spring, shielded disc take-up, strips used in either garment lengths or long lengths, Type 106 needle, standard finished widths $1/2$, $3/4$, $7/8$ and 1 inch.
- 51200 Z A special style similar to the standard styles in Class 51200, but differing in one or more of its component parts.

STYLES OF MACHINES IN CLASS 51300

- Enclosed Type Flat Bed One Needle Heavy Duty Machines, Double Locked Stitch Type 401, Lateral Looper Travel, External Presser Spring, Shielded Disc Take-up
- 51300 A (Succeeds Styles 6500 B, 15900 A) For seaming trousers, coats and similar garments, Type 128 needle.
- 51300 B (Succeeds Style 6600 E) For seaming couch covers, with and without rope welt, welt guided to left of needle, Type 143 needle.
- 51300 C (Succeeds Style 6500 C). For seaming trousers, coats, and similar garments, cord seam, throw-out folder, Type 128 needle.

STYLES OF MACHINES IN CLASS 51300 (Cont'd)

51300 D (Succeeds Style 6600 D) For miscellaneous operations on tents, awnings, tarpaulins, covers and similar articles, includes PULLER, Type 143 G needle.

51300 Z A special style similar to the standard styles in Class 51300, but differing in one or more of its component parts.

STYLES OF MACHINES IN CLASS 51400

Enclosed Type Flat Bed Independent Row Two Needle Light Duty Machines, Left Needle In Front, Double Locked Stitch Type 401, Lateral Looper Travel

51400 A (Succeeds Styles 7400 A, 7400 B) For piecing sleeves, joining shoulders and setting sleeves of ordinary quality shirts and similar garments made of medium and light weight materials; double stitch felled seam, $5/32$ inch space between needles in line with feed, feed surface between needles of No. 16 and wider gauges, Type 106 needles, external presser spring, shielded disc take-up, standard gauges Nos. 6, 8, 10, 12, 16 and 18.

51400 B (Succeeds Style 7400 X) For folding and attaching extension center plait, interlining strip and facing strip to fronts of shirts and similar garments, one operation, plaits used in garment lengths and extend $1/4$ inch beyond the rows of stitches, facing and interlining strips used in long lengths, starts operation at neck, $5/32$ inch space between needles in line with feed, "Tru-Front" folder, Type 106 needles, external presser spring, shielded disc take-up, standard gauge No. 48.

51400 C (Succeeds Style 7400 AH) For folding and attaching set-on center plait and interlining strip; otherwise same as 51400 B.

51400 D (Succeeds Style 7400 AL) For folding and attaching inside button facing to shirts and similar garments, one operation, with $1/16$ inch margins, facing strip used in long lengths and guided next to feed dog, starts operation at neck, $5/32$ inch space between needles in line with feed, Type 106 needles, external presser spring, shielded disc take-up, standard gauges Nos. 32 and 48.

STYLES OF MACHINES IN CLASS 51400 (Cont'd)

51400 E For piecing sleeves, joining shoulders and setting sleeves of extra fine quality shirts and similar garments made of medium and light weight materials, double stitch felled seam, $5/32$ inch space between needles in line with feed, feed surface between needles for all gauges, Type 106 needles, external presser spring, shielded disc take-up, standard gauges Nos. 8, 10, 12 and 16.

Note: The maximum size ball eye needle that can be used in Style 51400 E is .032 in the No. 8 gauge and .036 in the wider gauges. The maximum stitch length for all gauges is 14 per inch.

51400 F For "cut-on" button stay operation on shirts, turn down hem; starts operation at neck, $5/32$ inch space between needles in line with feed, Type 106 needles, standard width of hem $5/8$ inch, standard hemmer has $1/32$ inch capacity, external presser spring, shielded disc take-up, standard gauge No. 32.

51400 G (Succeeds Style 7400 AG) For hemming bloomers and similar garments made from knitted fabrics, and simultaneously inserting an elastic band within the hem, $3/16$ inch space between needles in line with feed, built-in puller, Type 101 needles, internal presser spring, parallel take-up, standard gauges Nos. 16, 18 and 24, standard widths of heading $1/8$, $3/16$ and $1/4$ inch for Nos. 16 and 18 gauge machines, standard width of heading $1/8$ inch for No. 24 gauge machine.

Note: By using a knee press No. 21691 A, the operator can shift the elastic into the left row of stitches at the start and termination of the hem.

51400 H (Succeeds Style 7000 A) For uniting the lower edge of French drawer bands to the body fabric; $3/16$ inch space between needles in line with feed, external presser spring, shielded disc take-up, Type 101 needles, standard gauges Nos. 16 and 18

51400 J (Succeeds Style 7400 B) For setting sleeves of extra fine quality shirts and similar garments made from medium and light weight materials; double stitch felled seam, $3/16$ inch space between needles in line with feed, feed surface between needles, Type 106 needles, external presser spring, shielded disc take-up, standard gauge No. 26.

STYLES OF MACHINES IN CLASS 51400 (Cont'd)

- 51400 K For quilting collar bands of shirts and similar garments, $5/32$ inch space between needles in line with feed, Type 106 needles, external presser spring, shielded disc take-up, standard gauges Nos. 24 and 26.
- 51400 L For folding and attaching set-on button stay to fronts of work shirts and similar garments, $1/32$ inch margins, stays used in garment lengths and guided next to presser foot, starts operation at neck, $5/32$ inch space between needles in line with feed, folder presser foot, Type 106 needles, external presser spring, shielded disc take-up, standard gauge No. 32.
- 51400 M (Succeeds Style 7400 AK) For folding and attaching single piece facings to sleeves of shirts and similar garments, one operation, facing used in garment lengths, folder has $1/32$ inch capacity, Type 106 needles, external presser spring, shielded disc take-up, standard gauge No. 48.
- 51400 N For "cut-on" button stay operation on shirts, turn up hem, starts operation at neck, $5/32$ inch space between needles in line with feed, Type 106 needles, standard width of hem $7/8$ inch, standard hemmer has $3/64$ inch capacity, external presser spring, shielded disc take-up, standard gauge No. 48.
- 51400 Z A special style similar to the standard styles in Class 51400, but differing in one or more of its component parts.

STYLES OF MACHINES IN CLASS 51500

Enclosed Type Flat Bed Independent Row Two Needle Heavy Duty Machines, Double Locked Stitch Type 401, Lateral Looper Travel, External Presser Spring, Shielded Disc Take-up

- 51500 A (Succeeds Style 7500 B) For double stitch felling overalls, coats, combination suits and similar garments; left needle in front, $3/16$ inch space between needles in line with feed, Type 128 needles, standard gauges Nos. 16 and 18.

STYLES OF MACHINES IN CLASS 51500 (Cont'd)

51500 C For seaming trousers and similar garments; right needle in front, $1/4$ inch space between needles in line with feed, which locates each stitch one-half a stitch length in advance of the adjoining stitch when the stitch length is set at ten per inch and gives the equivalent of twenty stitches per inch; yet the fabric is moved forward $1/10$ inch in each cycle, Type 130 needles, standard gauge No. 1.

51500 D For seaming tents, awnings, tarpaulins, covers and similar articles; double stitch lap seam, includes PULLER, Type 143 G needles standard gauge No. 26.

51500 G For seaming trousers and similar garments, right needle in front, $7/32$ inch space between needles in line with feed, which locates each stitch one-half a stitch length in advance of the adjoining stitch when the stitch length is set at seven per inch and gives the equivalent of fourteen stitches per inch, yet the fabric is moved forward $1/7$ inch in each cycle. Type 130 needles, standard gauge No. 1.

51500 Z A special style similar to the standard styles in Class 51500, but differing in one or more of its component parts.

STYLES OF MACHINES IN CLASS 51700

Enclosed Type Flat Bed Independent Row Two Needle Machines, Needles Abreast, Double Locked Stitch Type 401, Lateral Looper Travel, External Presser Spring, Parallel Take-up

51700 C (Succeeds Styles 16200 N, 16200 Q) For folding and attaching set-on center plait and interlining strip to fronts of shirts and similar garments, one operation, plaits used in garment lengths and extend $1/4$ inch beyond the rows of stitches, starts operation at neck, "Tru-Front" folder, Type 106 needles, standard gauges Nos. 56 and 64.

51700 D (Succeeds Styles 16200 D, 16200 P) For folding and attaching extension center plait, interlining strip and facing strip, standard gauge No. 64; otherwise same as 51700 C.

STYLES OF MACHINES IN CLASS 51700 (Cont'd)

51700 E For folding and attaching buttonhole facings to knitted undergarments; one operation, self-finish front, cut edge facing strip used in long lengths and guided next to feed dog, strip controlled differential top feed, Type 121 needles, standard gauges Nos. 64, 72 and 80.

51700 F For attaching garment length single piece extension bands to overalls and similar garments, heavy duty work, one operation, collapsible horn type folder with operating knee press, 1/16 inch seam margins, Type 128 F needles, stitch range 13 to 7 per inch, standard gauge No. 88, includes PULLER.

51700 G For folding and attaching cuffs to pajamas and similar garments made from silk and broadcloth, and inserting a corded piping on left side of cuff, one operation, piping made from a 5/8 inch bias strip folded around a 3/32 inch cord. Standard folder has 1/32 inch capacity and delivers a 2 1/8 inch finished strip, Type 106 needles, standard gauge No. 128, includes PULLER.

51700 H Equipped with 3/64 inch capacity cuff folder for flannelette fabrics and puller is omitted, otherwise same as 51700 G.

51700 Z A special style similar to the standard styles in Class 51700, but differing in one or more of its component parts.

STYLES OF MACHINES IN CLASS 51900

Enclosed Type Flat Bed Independent Row Three Needle Machines, Left Needle In Front, 5/32 Inch Space Between Needles In Line With Feed, Double Locked Stitch Type 401, Lateral Looper Travel

51900 A (Succeeds Style 17100 B) For piecing sleeves, joining shoulders, and setting sleeves of shirts and similar garments made of medium and light weight materials; triple stitch felled seam, plain feed, needles Type 106, external presser spring, shielded disc take-up, standard gauges Nos. 5, 6 and 7.

STYLES OF MACHINES IN CLASS 51900 (Cont'd)

51900 B (Succeeds Style 17100 C) For seaming overalls, coats, combination suits, and similar garments; triple stitch felled seam, plain feed, needles Type 128, internal presser spring, parallel take-up, standard gauges Nos. 7, 8 and 9.

51900 C For seaming wind breakers, mackinaws, lumber jacks and similar garments; double and triple stitch semi felled seam, tractor feed, needles Type 128 F, internal presser spring, parallel take-up, standard triple stitch gauge No. 9.

51900 Z A special style similar to the standard styles in Class 51900, but differing in one or more of its component parts.

STYLES OF MACHINES IN CLASS 54100

Enclosed Type Flat Bed Multiple Needle Machines, Needles Abreast, Chain Stitch Type 101, Loopers Travel In Line With Feed, External Presser Spring

54100 B-4 (Succeeds Style 16100 K) For attaching garment length, single piece extension center plaits to shirts; one operation, finishes operation at neck, four needles, folder is horn type and makes 1/16 inch seam margins, Type 106 needles, standard gauges Nos. (12-64-12) and (16-64-16), includes PULLER.

54100 C-4 For "cut-on" center plait operation on shirts; finishes operation at neck, four needles, hemmer has 3/64 inch capacity and makes 1/16 inch stitching margins, Type 106 needles, standard gauges Nos. (12-64-12) and (16-64-16), includes PULLER.

54100 D-4 Without pulling machine; otherwise same as 54100 B-4.

54100 E-4 Without pulling machine; otherwise same as 54100 C-4.

54100 Z A special style similar to the standard styles in Class 54100, but differing in one or more of its component parts.

NEEDLES

TYPE NUMBERS AND SIZES

Each needle has a type number and size number. The former denotes the kind of shank, point, length, groove, finish, and other details. The latter denotes the largest diameter of the blade, measured in thousandths of an inch midway between the shank and eye, and is stamped in the needle shank. Collectively the type number and size number is the complete symbol.

To have orders promptly and accurately filled, the empty package, a sample needle, or the type and size numbers should be given. See marks on packages. An intelligent order would read as follows: "1000 Needles Type 106 Size .036". The type numbers of the needles available for use in the styles of machines covered by this catalog are listed below. Set opposite each type number is the description of the needle and the sizes available.

Type No.	Description
101	Round shank, round point, extra short, double groove, nickel plated- sizes 019, 022, 025, 027, 029, 032, 034, 036, 038, 040, 042, 044, 046, 049, 054.
101 G	Round shank, round point, extra short, double groove, chromium plated- sizes 032, 036, 040.
106	Round shank, round point, extra short, double groove, ball eye, standard length blade, nickel plated- sizes 027, 029, 032, 036, 038, 040, 042, 044, 049.
106 A	Same as Type 106, except blades are 1/16 inch shorter and shanks are 1/16 inch longer- sizes 032, 036.
106 G	Round shank, round point, extra short, double groove, ball eye, chromium plated- sizes 032, 036, 040, 044.
108	Round shank, round point, extra short, double groove, ball eye, spotted, nickel plated- sizes 032, 036, 038, 040, 042, 044, 049, 054.
108 G	Round shank, round point, extra short, double groove, ball eye, spotted, chromium plated- sizes 040, 044, 049, 054.

NEEDLES (Cont'd)

Type No.	Description
109	Round shank, round point, extra short, double groove, ball eye, government, nickel plated- sizes 027, 032, 036, 040, 044.
109 B	Round shank, round point, extra short, double groove, government, nickel plated- sizes 027, 032, 036, 040, 044, 049.
110	Round shank, round point, extra short, double groove, ball eye, government, spotted, nickel plated- sizes 036, 040, 044.
110 G	Round shank, round point, extra short, double groove, ball eye, spotted, government, chromium plated- size 040.
121	Round shank, round point, short, double groove, nickel plated- sizes 019, 022, 025, 027, 029, 032, 036, 038, 040, 042, 044, 049, 054.
121 G	Round shank, round point, short, double groove, chromium plated- sizes 032, 036, 040, 049.
124	Round shank, round point, short, double groove, spotted, nickel plated- sizes 040, 044, 049, 060, 067, 080, 090.
126	Round shank, round point, short, double groove, ball eye, nickel plated- sizes 027, 032, 036, 040, 042, 044, 049, 054.
128	Round shank, round point, short, double groove, ball eye, spotted, nickel plated, standard width of eye and grooves- sizes 032, 036, 040, 044, 049, 054, 060, 067, 080.
128 F	Round shank, round point, short, double groove, ball eye, spotted, nickel plated, under-size eye and grooves, one step reduction- sizes 044, 049, 054.
128 G	Round shank, round point, short, double groove, ball eye, spotted, chromium plated, under-size eye and grooves, one step reduction- sizes 044, 049, 054.

NEEDLES (Cont'd)

Type No.	Description
128 GA	Round shank, round point, short, double groove, ball eye, spotted, chromium plated, standard width of eye and grooves- sizes 040, 044, 049, 054.
129	Round shank, round point, short, double groove, government, nickel plated- sizes 027, 029, 032, 036, 040, 044, 049.
130	Round shank, round point, short, double groove, ball eye, government, spotted, nickel plated- sizes 036, 040, 044, 049, 054, 060.
130 G	Round shank, round point, short, double groove, ball eye, government, spotted, chromium plated- sizes 044, 049, 054.
140	Round shank, round point, long, double groove, nickel plated- sizes 027, 032, 036, 040, 044, 049, 054, 060.
143	Round shank, round point, No. 2 bag, double groove, nickel plated- sizes 054, 060, 067, 080, 090, 100, 120, 140.
143 G	Round shank, round point, No. 2 bag, double groove, chromium plated- sizes 067, 090.
144	Round shank, round point, No. 2 bag, double groove, short point, nickel plated- sizes 067, 080, 090.
147 G	Round shank, round point, long, double groove, ball eye, spotted, chromium plated, under-size eye and grooves, one step reduction- sizes 049, 054.
302	Round shank, stay point, extra short, double groove, nickel plated- sizes 032, 036, 040, 042, 044, 049.
907	Round shank, spear point, extra short, double groove, ball eye, nickel plated- sizes 027, 032, 034, 036, 040, 042, 044, 049, 054.

NEEDLES (Cont'd)

Type No.	Description
929	Round shank, spear point, short, double groove, ball eye, spotted, nickel plated- sizes 044, 049, 054, 060, 067, 080.
943	Round shank, spear point, No. 2 bag, double groove, plain finish- sizes 067, 073, 080.
943 G	Round shank, spear point, No. 2 bag, double groove, chromium plated- sizes 073, 080.

APPLICATION OF TYPE NUMBERS TO MACHINES

The standard type of needle applicable to each style is listed in the description of each style. The styles of machines covered by this catalog are listed below. Set opposite each style number is the type numbers of the needles that can be used. Type numbers are arranged numerically, as the variety of the materials sewed on each machine makes it impractical to show a preference.

Machine Style	Type of Needles
51200 A	106, 106 G, 108, 108 G, 109, 110, 110 G, 302, 907
51200 B	126, 128, 128 F, 128 G, 128 GA, 130, 130 G, 929
51200 C	126, 128, 128 F, 128 G, 128 GA, 130, 130 G, 929
51200 G	106, 106 A, 106 G, 108, 109, 110, 110 G, 302, 907
51200 H	101, 106, 106 G, 109 B
51200 J	106, 106 G, 108, 108 G, 109, 110, 110 G, 302, 907
51300 A	126, 128, 128 F, 128 G, 128 GA, 130, 130 G, 929
51300 B	140, 143, 143 G, 144, 147 G, 943, 943 G
51300 C	126, 128, 128 F, 128 G, 128 GA, 130, 130 G, 929
51300 D	140, 143, 143 G, 144, 147 G, 943, 943 G
51400 A	106, 106 A, 106 G, 108, 108 G, 109, 110, 110 G, 302, 907
51400 B	106, 106 A, 106 G, 108, 108 G, 109, 110, 110 G, 302, 907
51400 C	106, 106 A, 106 G, 108, 108 G, 109, 110, 110 G, 302, 907
51400 D	106, 106 A, 106 G, 108, 108 G, 109, 110, 110 G, 302, 907

NEEDLES (Cont'd)

APPLICATION OF TYPE NUMBERS TO MACHINES (Cont'd)

Machine Style	Type of Needles
51400 E	106, 106 A, 106 G, 108, 108 G, 109, 110, 110 G, 302, 907
51400 F	106, 106 G, 108, 108 G, 109, 110, 110 G, 302, 907
51400 G	101, 101 G, 109 B
51400 H	101, 106, 106 G, 109 B
51400 J	106, 106 A, 106 G, 108, 108 G, 109, 110, 110 G, 302, 907
51400 K	106, 106 A, 106 G, 108, 108 G, 109, 110, 110 G, 302, 907
51400 L	106, 106 G, 108, 108 G, 109, 110, 110 G, 302, 907
51400 M	106, 106 G, 108, 108 G, 109, 110, 110 G, 302, 907
51400 N	106, 106 G, 108, 108 G, 109, 110, 110 G, 302, 907
51500 A	126, 128, 128 F, 128 G, 128 GA, 130, 130 G, 929
51500 C	126, 128, 128 F, 128 G, 128 GA, 130, 130 G, 929
51500 D	140, 143, 143 G, 144, 147 G, 943, 943 G
51500 G	126, 128, 128 F, 128 G, 128 GA, 130, 130 G, 929
51700 C	106, 106 A, 106 G, 108, 109, 110, 110 G, 302, 907
51700 D	106, 106 A, 106 G, 108, 109, 110, 110 G, 302, 907
51700 E	121, 121 G, 124, 129
51700 F	126, 128, 128 F, 128 G, 128 GA, 130, 130 G, 929
51700 G	106, 106 G, 108, 109, 110, 110 G, 302, 907
51700 H	106, 106 G, 108, 109, 110, 110 G, 302, 907
51900 A	106, 106 G, 108, 108 G, 109, 110, 110 G, 302, 907
51900 B	126, 128, 128 F, 128 G, 128 GA, 130, 130 G, 929
51900 C	126, 128, 128 F, 128 G, 128 GA, 130, 130 G, 929
54100 B-4	106, 106 G, 108, 108 G
54100 C-4	106, 106 G, 108, 108 G
54100 D-4	106, 106 G, 108, 108 G
54100 E-4	106, 106 G, 108, 108 G

ORDERING REPAIR PARTS

PLATES

Grouped, according to scale, will be found illustrations of parts similar in appearance, and, to some extent, component parts that go in the same subdivision of the mechanism.

When a given design of part is made in two or more sizes, only one illustration is usually shown. In ordering these pieces, it is necessary that the additional information be furnished as requested under these illustrations.

LIST OF PARTS

Turning from the plates to the list of parts, the description of each part and its principal uses will be found. Always check the symbol against its description before ordering. It is not necessary to furnish the plate number.

When a part is used, or can be used, in all machines covered by this catalog, no specific use is mentioned in the description.

For convenience in ordering, minor parts such as screws, nuts and similar articles are repeated after each major part.

(-) A dash in the "plate number" column of the list of parts indicates the absence of an illustration.

(‡) A double dagger in the "symbol to order by" column indicates that the component parts cannot be furnished separately. Due to the high speed of these machines and other factors it is impossible for these associated parts to be fitted a second time and make a serviceable job.

IDENTIFYING PARTS

Where the construction permits, each part is stamped with its part number. Some of the smaller parts are stamped with an identification letter to distinguish them from parts similar in appearance.

All part numbers represent the same part, regardless of the catalog in which they appear.

SUPPLIES

All supplies, including taps, reamers, belting, belt hooks, belt fasteners, screw drivers, wrenches and powdered oil stone will be promptly furnished.

ORDERING REPAIR PARTS (Cont'd)


USE GENUINE NEEDLES AND REPAIR PARTS

Success in the operation of these machines can be secured only by the use of genuine Union Special Needles and Repair Parts as furnished by the Union Special Machine Company, its subsidiaries and authorized distributors. Obviously, it is to our interest to maintain the reputation of Union Specials by furnishing the very best goods obtainable. They are designed according to the most approved scientific principles, and are made with the utmost precision. The maximum efficiency and durability are assured.

Genuine needles are put up in packages marked at the top "Trade 'UNION SPECIAL' mark". Genuine repair parts are stamped with a reproduction of the well known two padlocks with a link connecting the shackles. Both trade marks are symbolic of superlative excellence. All other needles and parts are bogus.

TERMS

Prices are strictly "net cash" and subject to change without notice. All shipments are forwarded at the buyer's risk f.o.b. shipping point. Parcel post shipments are insured unless otherwise directed. A charge is made to cover the postage and insurance.



Transmitter
No. 28636 AA.

Line shaft, line
shaft pulley, and
belting are shown
only for clarity,
and are not covered
by the symbol
"No. 28636 AA".

Close-up of
transmitter
head.



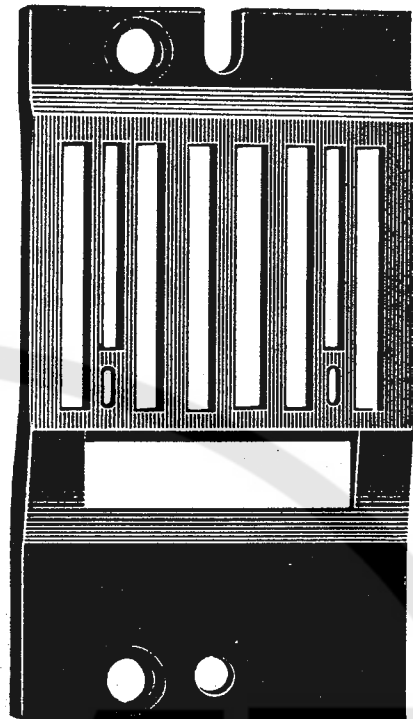


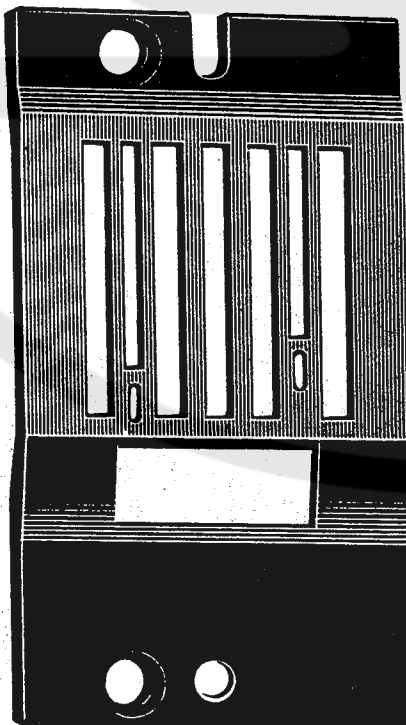
Plate 1 - Full Size




51724
Specify
Gauge



51724D
Specify
Gauge



51424B
Specify
Gauge

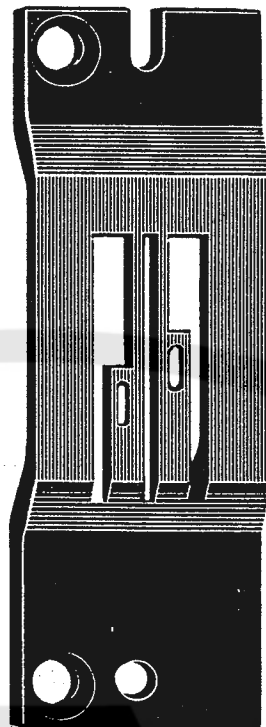


51424C-48


Plate 2- Full Size




51428
Specify
Gauge




51424
Specify
Gauge




51524
Specify
Gauge



51924
Specify
Gauge




51924A
Specify
Gauge




51924B
Specify
Gauge


Plate 3- Full Size




51424E
Specify
Gauge




51424A
Specify
Gauge



51424F
Specify
Gauge



51424K
Specify
Gauge




51524C-1

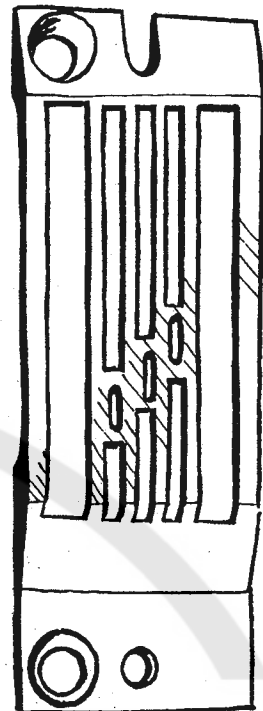


51524G-1


Plate 4- Full Size



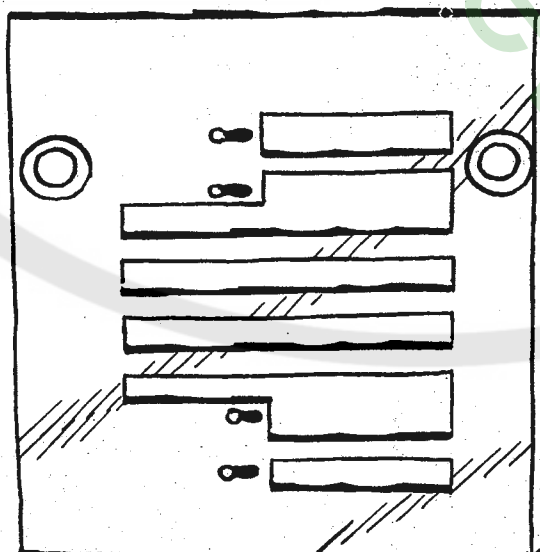
51724E
Specify
Gauge




519240
Specify
Gauge



7424AF
Specify
Gauge




541240
Specify
Gauge



6428L


Plate 5- Full Size




51224A




51324B




51224B




6424W



9724

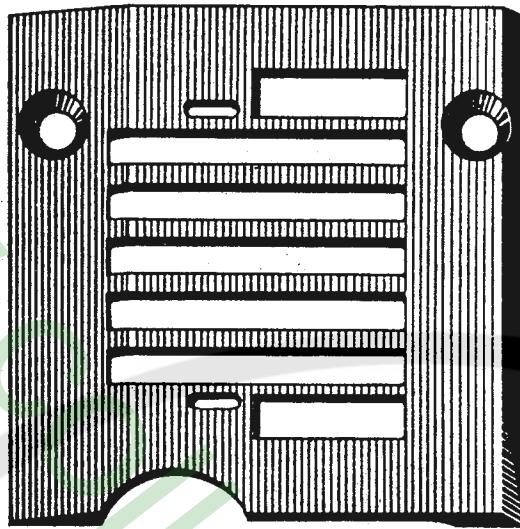


9224E

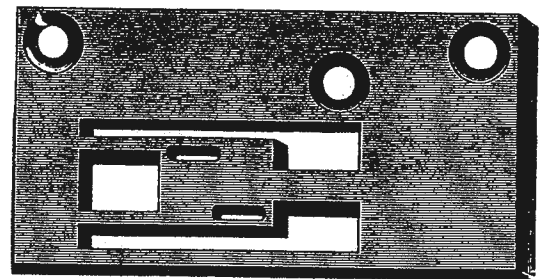


112

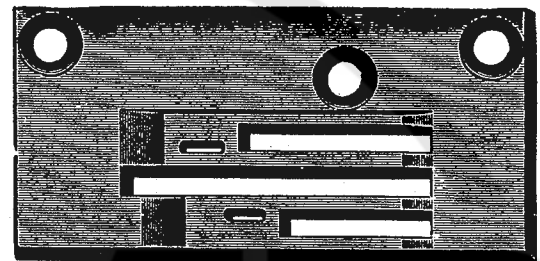
Plate 6- Full Size



16524B
Specify Gauge




7024C
Specify Gauge



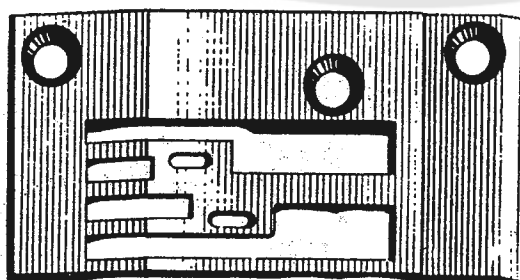
7424B
Specify Gauge



195X



195Y
Specify Gauge

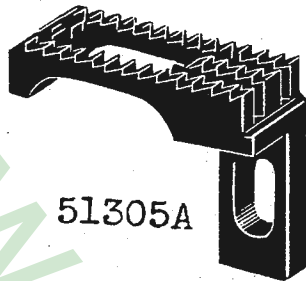


7528H-4 1/2

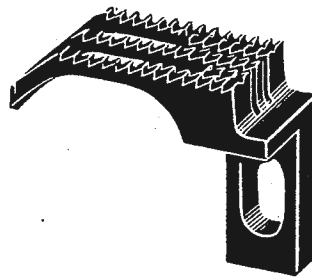


7424AG-5

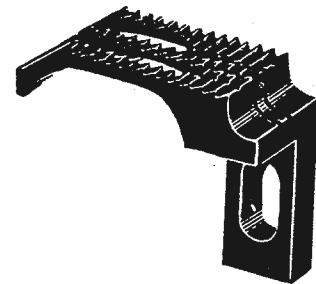
Plate 7- Full Size



51305A



51405-16

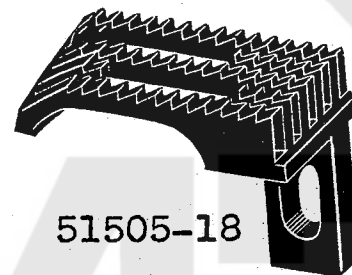


51405E
Specify
Gauge



51405-8

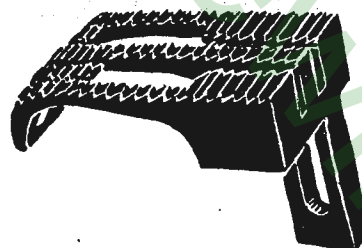
51405K
Specify
Gauge




51505-18



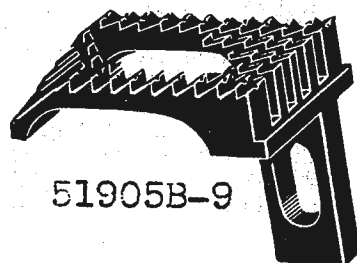
51905
Specify
Gauge



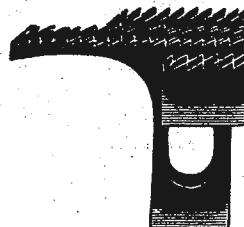
7405AF-5 1/2



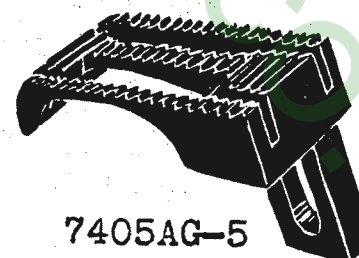
7405U-4 1/2



51905B-9

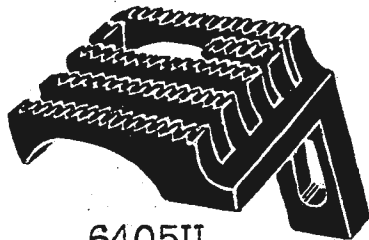


7405B-6

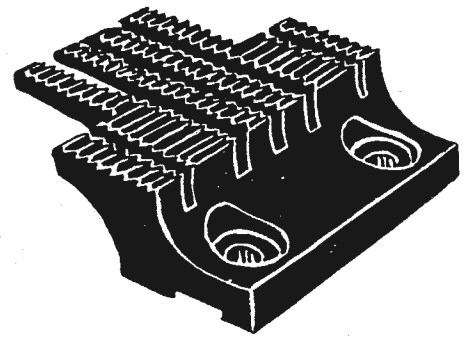


7405AG-5

Plate 8- Full Size




6405U




54105C
Specify
Gauge



51205A




197Y



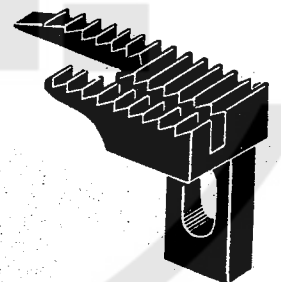
51505G-1




51505C-1



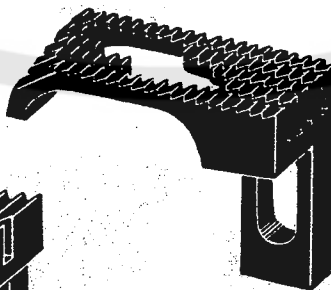
7005A
Specify
Gauge



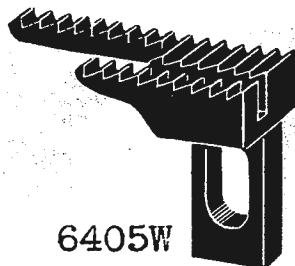
6405M



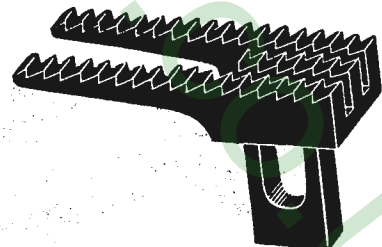
197X



51905A
Specify
Gauge

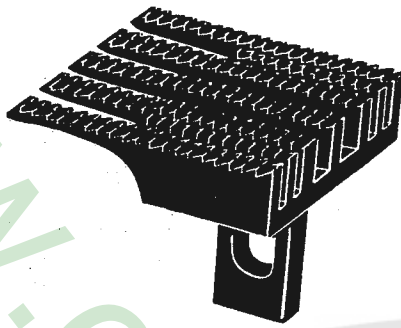


6405W




51305B

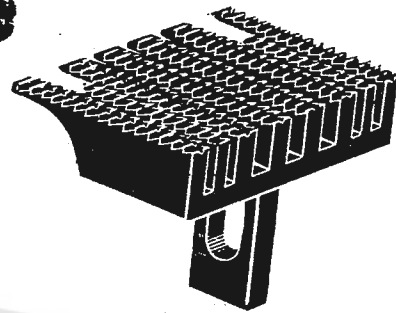
Plate 9- Full Size




51405C-48



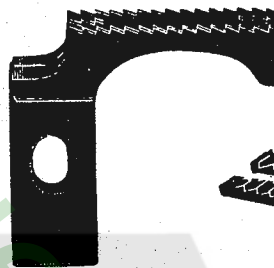
9705



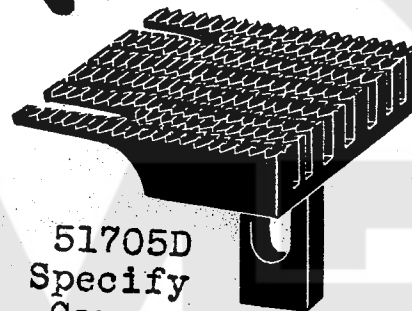
51705
Specify
Gauge




51705E
Specify
Gauge




22 I



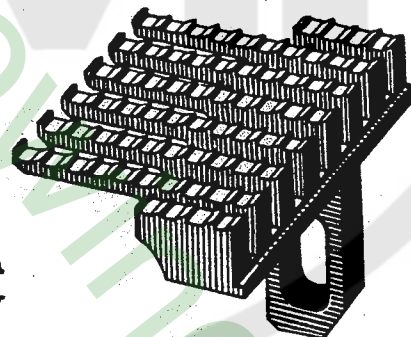
51705D
Specify
Gauge



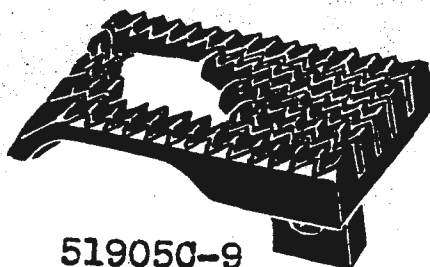
51405B-48




51405A
Specify
Gauge



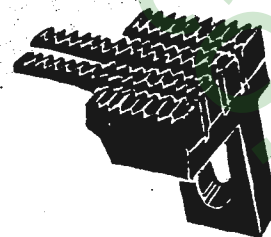
16505
Specify
Gauge



51905C-9



51405B-32




51405F-32

Plate 10- Full Size



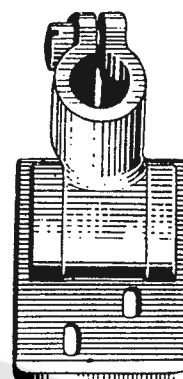
51320C



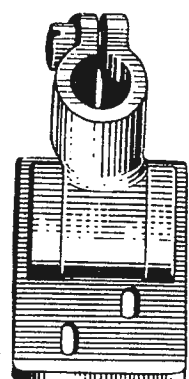
7020B
Specify
Gauge



198B
Specify
Gauge




51420K
Specify
Gauge




7420AG
Specify
Gauge




51420
Specify
Gauge




51520
Specify
Gauge




35820P
Specify
Gauge



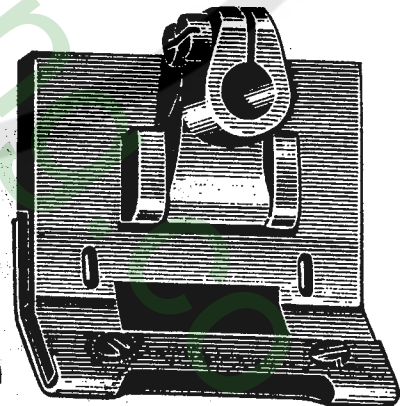
51920
Specify
Gauge



51420C
Specify
Gauge




51720D
Specify
Gauge

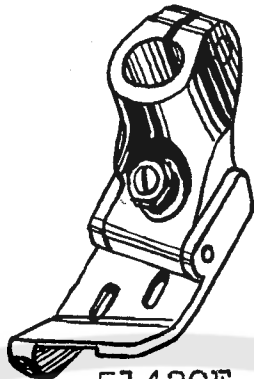


51720
Specify
Gauge


Plate 11- Full Size




51220J




51420E
Specify
Gauge




51720E
Specify
Gauge




35820R-9




16527B-88



51520C-1



51420M-48




16134K
Specify
Gauge




51320B


Plate 12- Full Size




198X



6420W



43220 F




7827A
Specify
Gauge




65A



51220A



9720



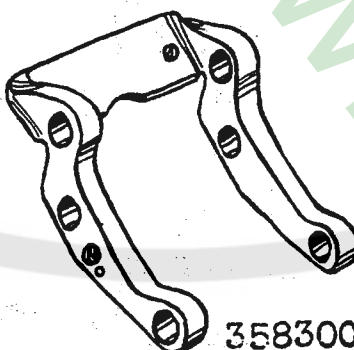
35830R-9



35830F



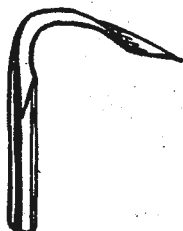
16194B



35830C



51730A
Specify
Gauge




54108A



9735



9634A

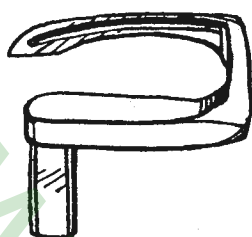


51530F

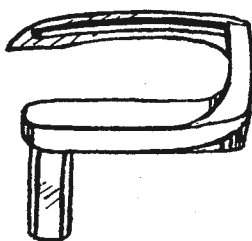


35830E

Plate 13- Full Size



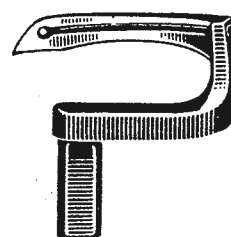
51508C-1



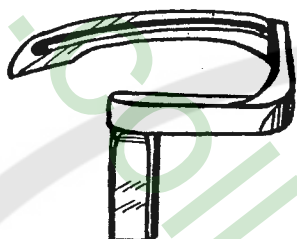
51508G-1




51708




51908A
Specify
Gauge



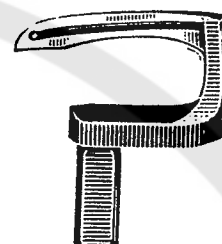
38208G-26



51909B




51709




51408
Specify
Gauge



51208D



51208



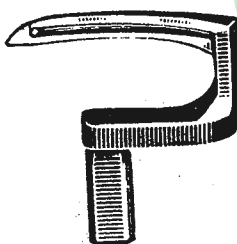
51409




51909
Specify
Gauge



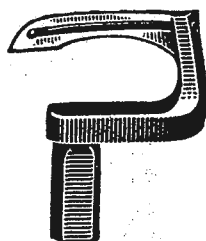
38209A



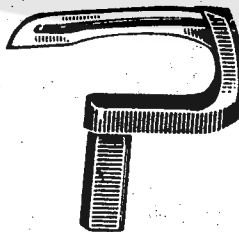
51509C



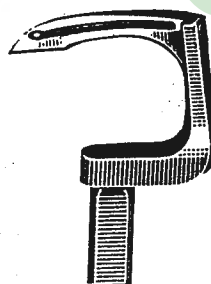
51508
Specify
Gauge




51908
Specify
Gauge



51408A
Specify
Gauge



51409B



51909A
Specify
Gauge

Plate 14- Full Size

















Plate 15- Full Size

 28 B
  28C
  1096B
  22799 N
  22716A
  22743
  91 A








 73 A
  22716
  226
  22565 C
  22801
  22547A
  604

 605
  605 A
  89
  78
  22560
  88
  88 B

 23B
  28
  87B
  87
  87 A
  22561
  187 A

 96
  22586 B
  95
  22752
  22752A
  22580
  98

 87 U
  98 A
  73
  22524
  22525
  22764 A
  187B

 25CC
  22560 B
  22726A
  88A
  22813
  96 A
  91

 166
  22824A
  91D
  22513
  22797
  22585
  531




 90
  12935A
  22863
  538
  22570
  22593
  94

Plate 16- Full Size



Plate 17- Full Size



Plate 18- Full Size



51462A



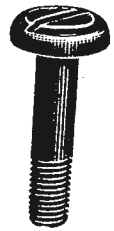
22559 B



22794B



22587



22835



22509



69 FD




22874



201C



25



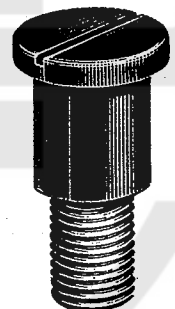
22823A




22788



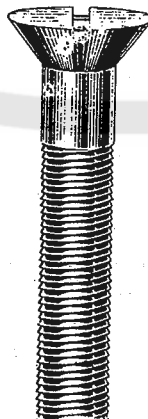
22823B




22566A




4200



22637D



420



64 A

Plate 19- Full Size



51250C



43443Q



51430 F



56



7947



12982



14077



41071G



52834 N



18



43266



51959D



12538



12987 A



258 A



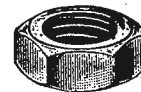
269



1280



108



11635B




54135



64B



51292 C



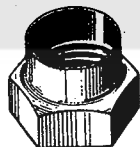
11638 M




51170D



21104H



15430C



15430D



39141G



35733B



433



434



51246




12964C




21192R



28619



21371CT



21225
SPECIFY
MEASUREMENT



WA15

Plate 20- Full Size




21210



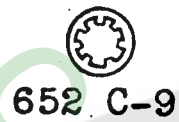
21210 A



21211



8372A



652 C-9



20



660-92



660-93



39236 A



6042A



21657E



9255



12957 E



36G



51771



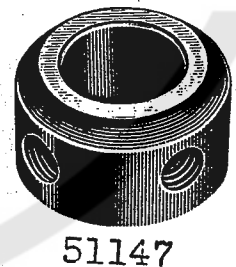
161



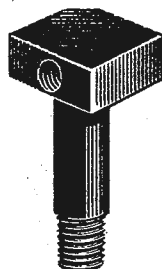
41258




51773



51147



51236C



41258 E

Plate 21- Full Size




23447C



51283A



380



7459A



57WC



16638D



426



23449C




51959C



51930



14090



41258 A




51530G



51785



51959H



1286B



51292 F-1



51292 F-2



21724A



1-5



51292 F-8



11C




F-14




432

Plate 22- Full Size



51418K
Specify
Gauge



35818N
Specify
Gauge



51918
Specify
Gauge




7018E
Specify
Gauge



52818-8



16152
Specify
Gauge



51518G-1



8118-64



51418B
Specify
Gauge



7933
Specify
Gauge



7040
Specify Gauge



51418-16




50J-16



50J-26



9634



8040




43297



16194




16241




11534



16241A



35830K



35830H



51774T



35830D

Plate 23- Full Size



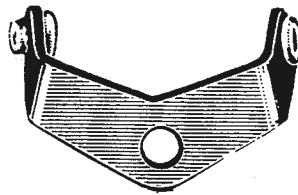
51459A



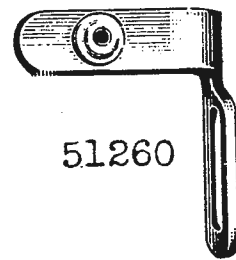
668-13



668-12



51292 E



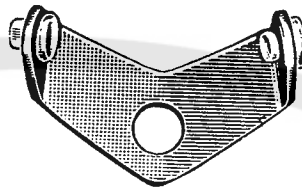
51260




668-7




668-5



51292 D




51260A




51258



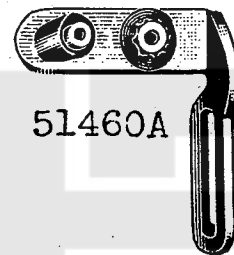
668-6



51258A



51460



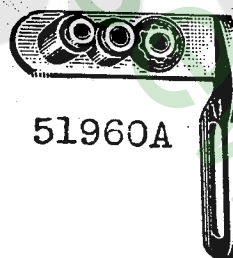
51460A



51458




51458A



51960A




51758



51958



51958A



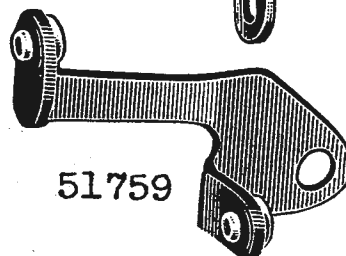
51960



51958B



54158



51759




54158A



51959G

Plate 24- Full Size



35831A



158A



52842G



52 A



137



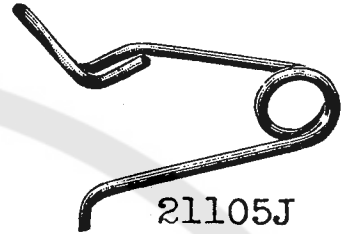
51461B



16197-2-16



158B



21105J



51959B



51959E




107




16164




51292A



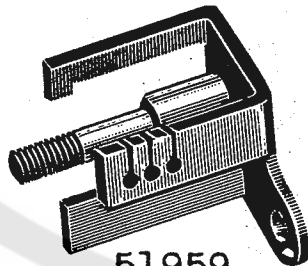
109 B



109



51758A




51959



57 WB



1288



1287



51492



21113 B




51170C



1346



51292



51462B


Plate 25- Full Size




Plate 26- Full Size




51242C



51290




51290D



51290A



51244E



51290 E



7479P




51254



52889




51250B



51254A



54142




51244C




51257A

Plate 27- Full Size




54139



51404



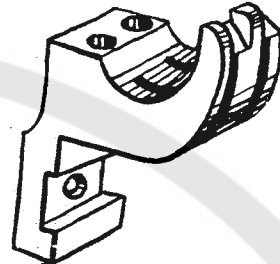
52887 G



43297 A



1361A



54185
Specify
Gauge



51777H




1248



35731A




51775



21657B



51134 G




23425T




7486PA



51774H



52885 H



52885 G



23386G




23386H




23386J


Plate 28- Full Size




51741




51241D




51741B



15465F



35759



51745



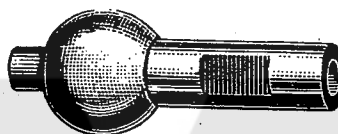
16



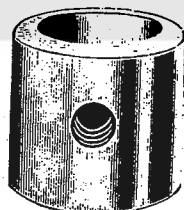
51243C




51751



51243B



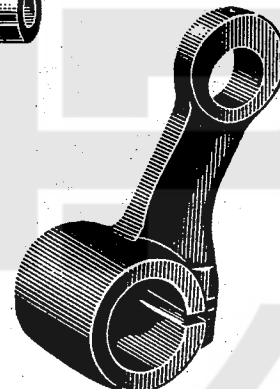
43




43C




51142



51244B



51236



51283C



51770
Specify
Gauge



51245

Plate 29- Full Size



51243E




51243R



660-75



660-95



666-50



61294 X



61294 W



666-66



52894 Z



660-107



660-143



666-13



666-49



51293B



660-74




666-19



660-90



51245 A




39193




39193 A



21351



21350



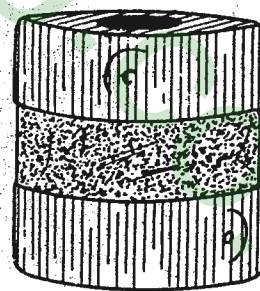
666-28



51296



51296 A

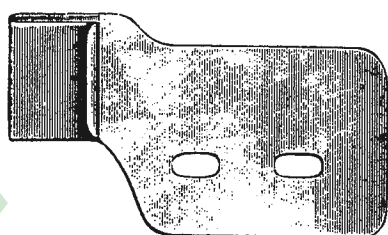


51295

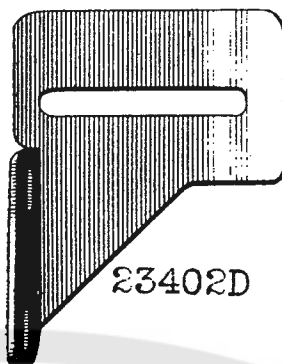
Plate 30- One-half Size



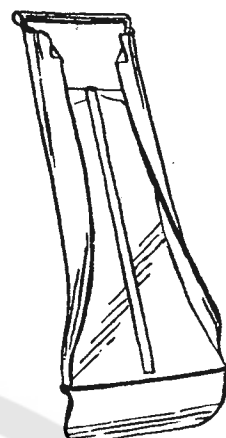
Plate 31- One-half Size



23160



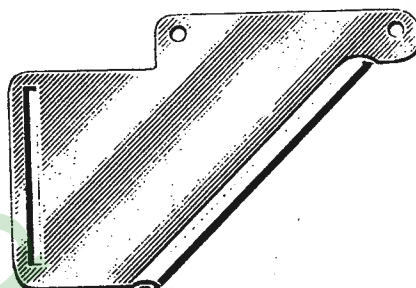
23402D



23447
Specify
Gauge




51420L-32



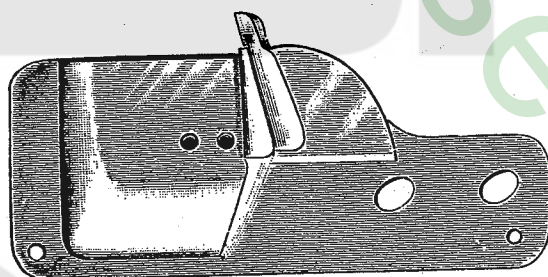
23403
Specify
Gauge




23447A




23448
Specify
Gauge



23100

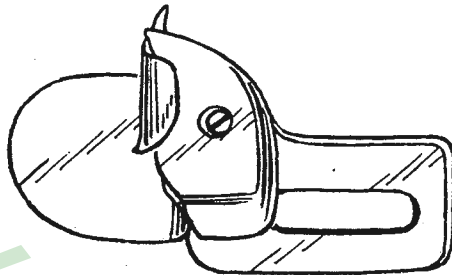


23447B

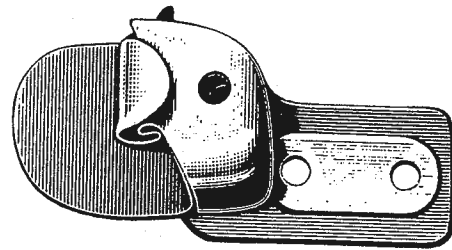


23449

Plate 32- One-half Size



23420V
Specify Gauge
and Capacity



23420U
"See Description"



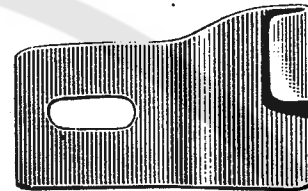
23421U
Specify Gauge
and Capacity




23425U



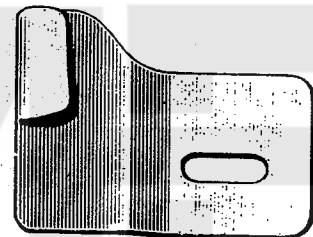
23421V
Specify Gauge
and Capacity



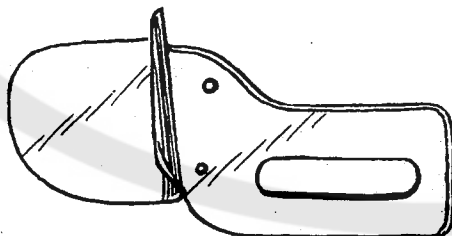
23404B




23405N




23404E




23422V-1/32



23184K

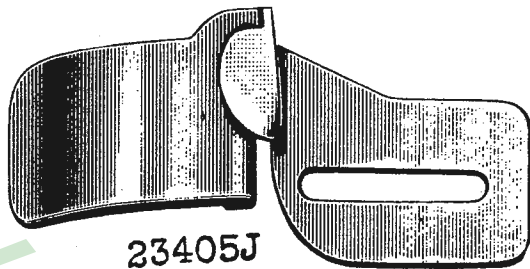


23151A






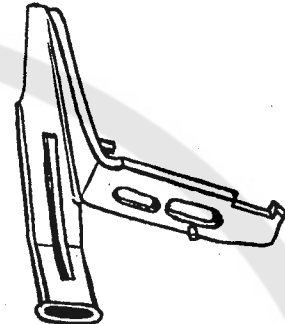
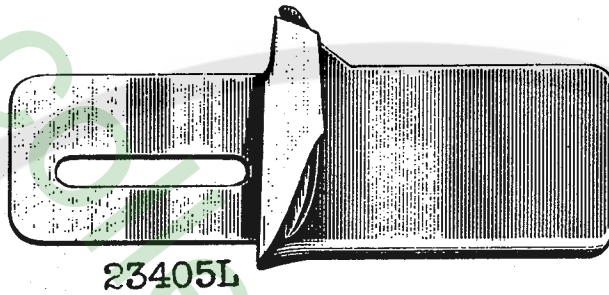


23422U
Specify Capacity

Plate 33- One-half Size



Specify Width of Binding Strip



Specify Width of Binding Strip






Plate 34- One-half Size



21657-1



21657-2



21657-3




21657-4



53592



21657D



21657C



21708B




7489P



53883G



51252



51250




21164



51462C



51257C



51242A



51957

Plate 35- One-half Size

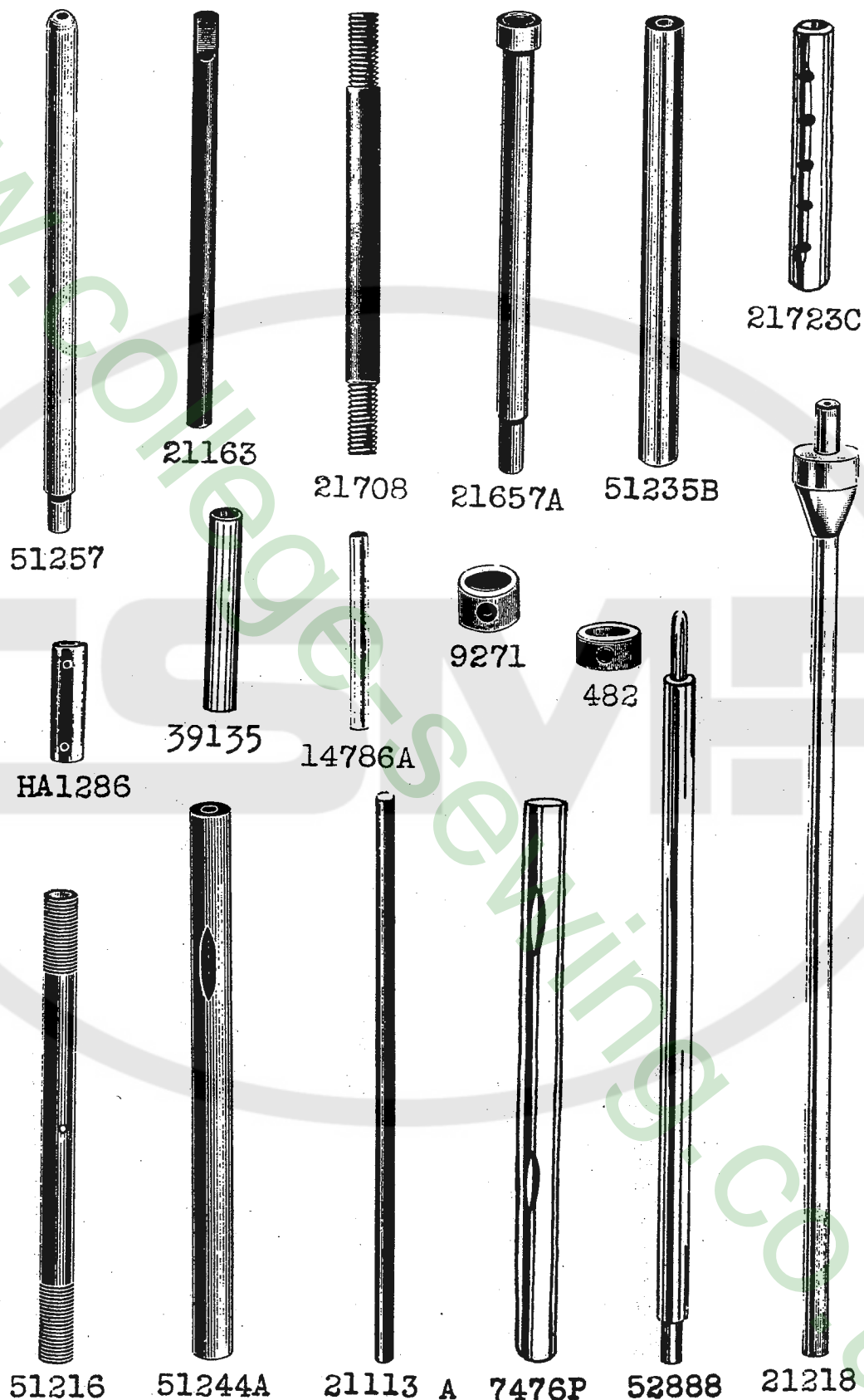



Plate 36- One-half Size




51717 51217



51417
Specify
Gauge



51517C-1



53517C-16



51517-16



51517A



51917-5



51917-9



51417B

Plate 37- One-half Size

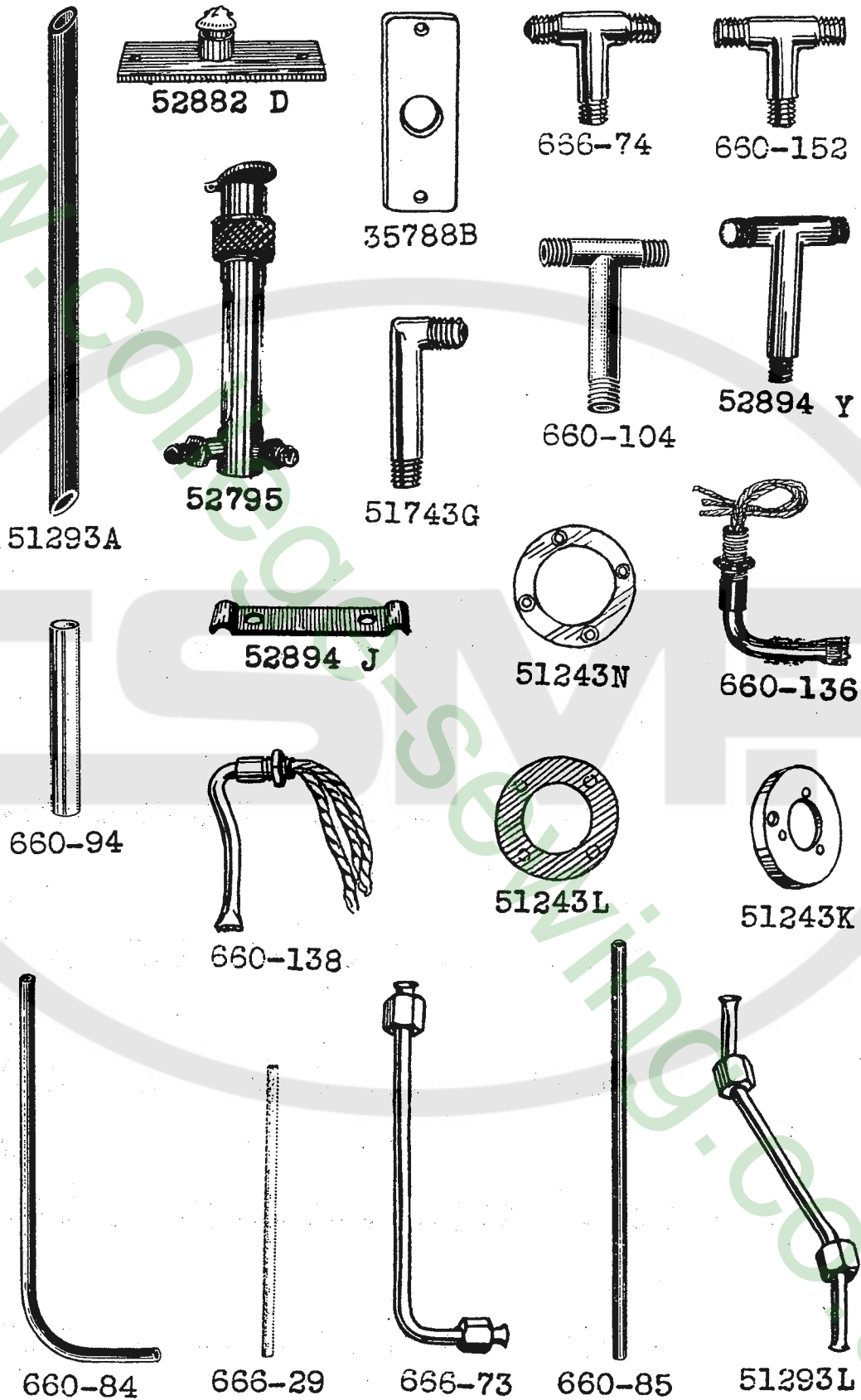





Plate 38- One-half Size



51457



52857




52857A



515230



51423B



51423




52804A



51491



51251



51270A



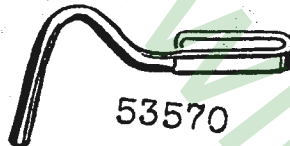
51270B



16182B



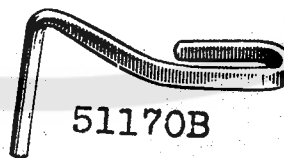
161820



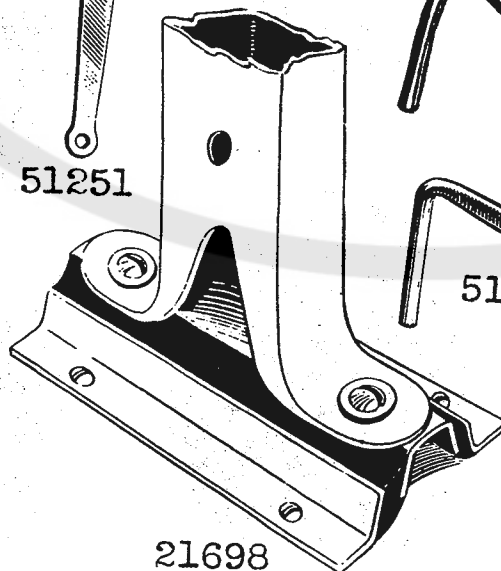
53570



16154
Specify Gauge



51170B



21698
Specify Length



51202



16184A-4
Specify Gauge




243


Plate 39- One-half Size




29105 A




29105 B




29105L




29105M



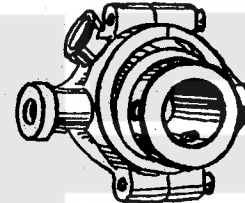
29105N




29138 H



29138 K




29138M




29138 J




29138 L




51461



51321A




51221



51461A


Plate 40- One-half Size




51213




51413



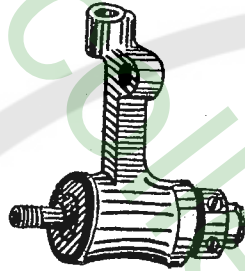
51513



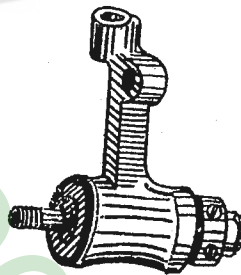
51713




51913




29192




29192 C



29192 A



29192 D



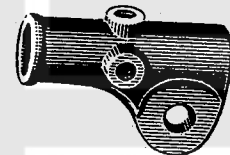
29192B



51772
Specify
Gauge




52944G



51244



51216A



51241




51744




54



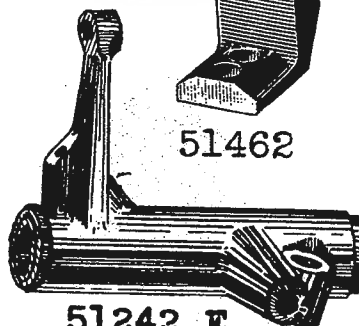
51462



51744A



29066 F

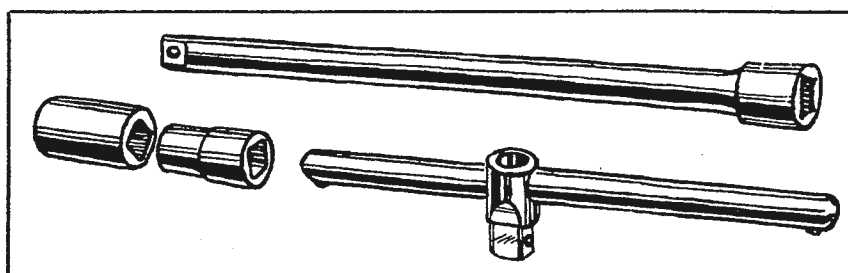


51242 E




54144

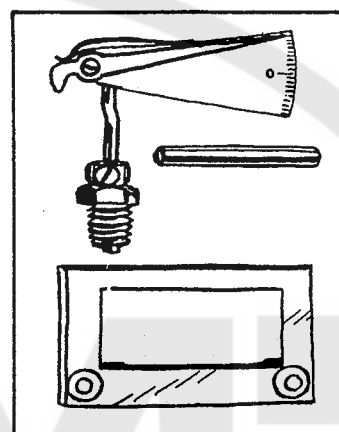
Plate 41- One-half Size



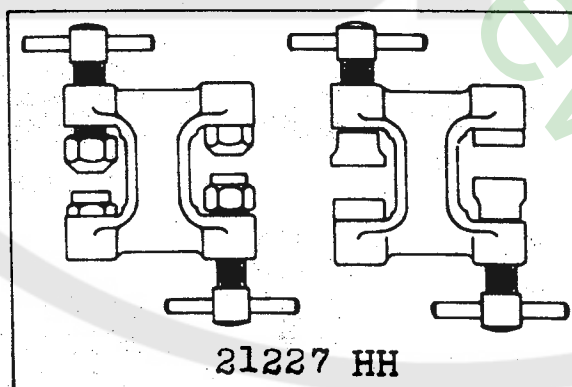
21388AE




21227AC



21227R




21227 HH



21104 E



21104 C




TA 55


Plate 42- One-half Size



21388



21388 N



21388 R



118 B




116A



116




424




423



421



421 C
SPECIFY
LENGTH



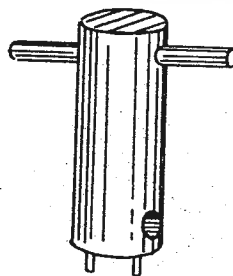
21355



43294D



660-148



21388 Z



21207

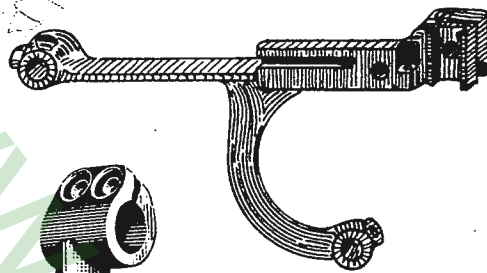


660-81

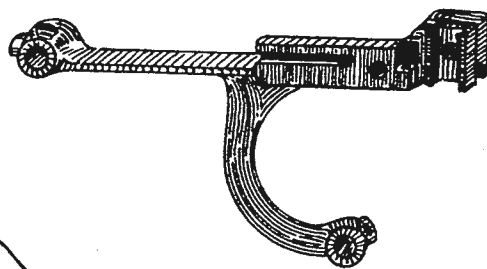


21145


Plate 43- One-half Size



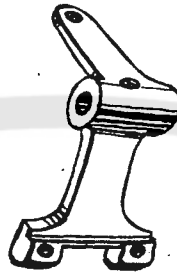
51134



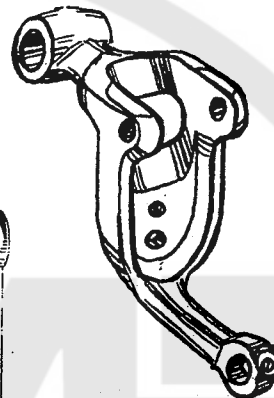
51134A




51235A




54134G



54134



51281F



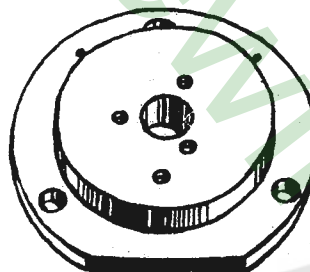
51235




7485P




54145




7475Q




~~41258 D M~~
41358 M



7490P

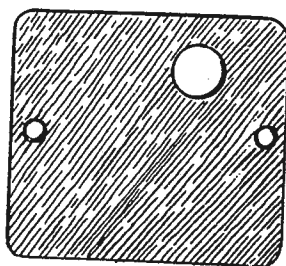


7491P

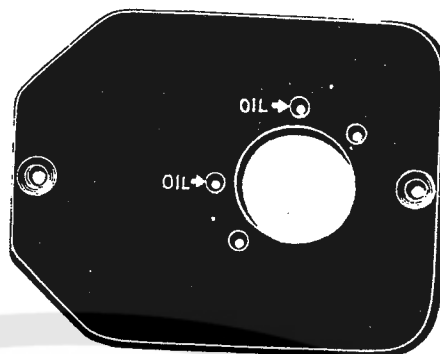


7481P


Plate 44- One-half Size



51282 H



512820



51291



52882 B



51282B




35833 C




51282




51491A




51256A



51256B




7487Q

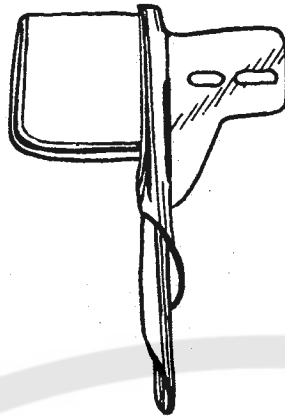


52887

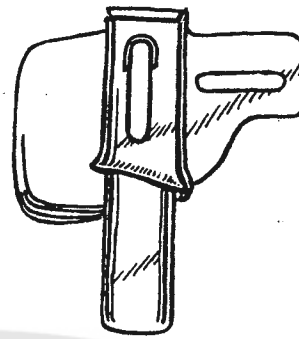
Plate 45- One-fourth Size



23401J-56




23360F-1/2



23168N



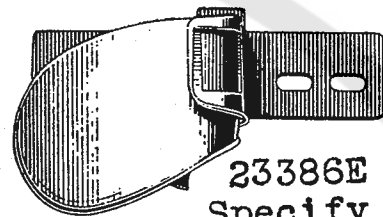
23435
Specify
Gauge



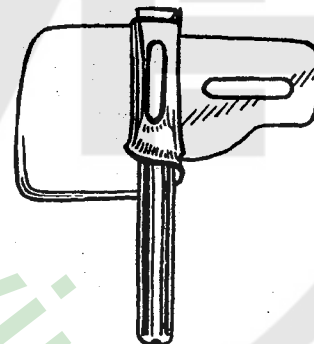
23401K
Specify
Gauge



23406B-7/8



23386E
Specify
Width of Hem



23168Q




23360C-1 1/2



23406C-1 5/8

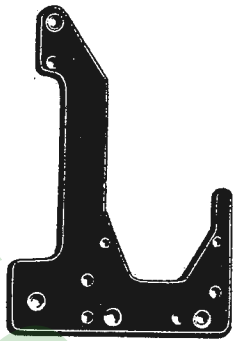


23406D-1 1/2

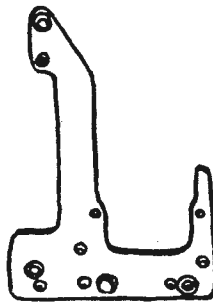


23168P

Plate 46- One-fourth Size




51280A




54180



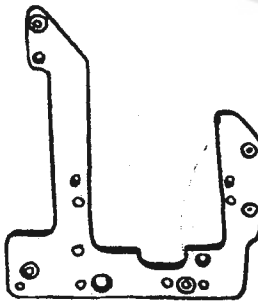
514010



51482 A




51480




51280B




51282 J



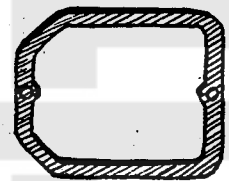
51280G



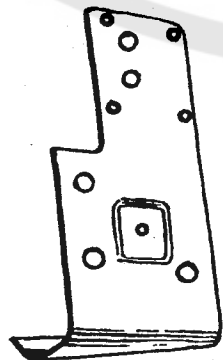
51243J



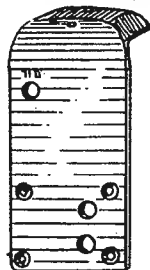
51443G




52882E



54143D



52894 G

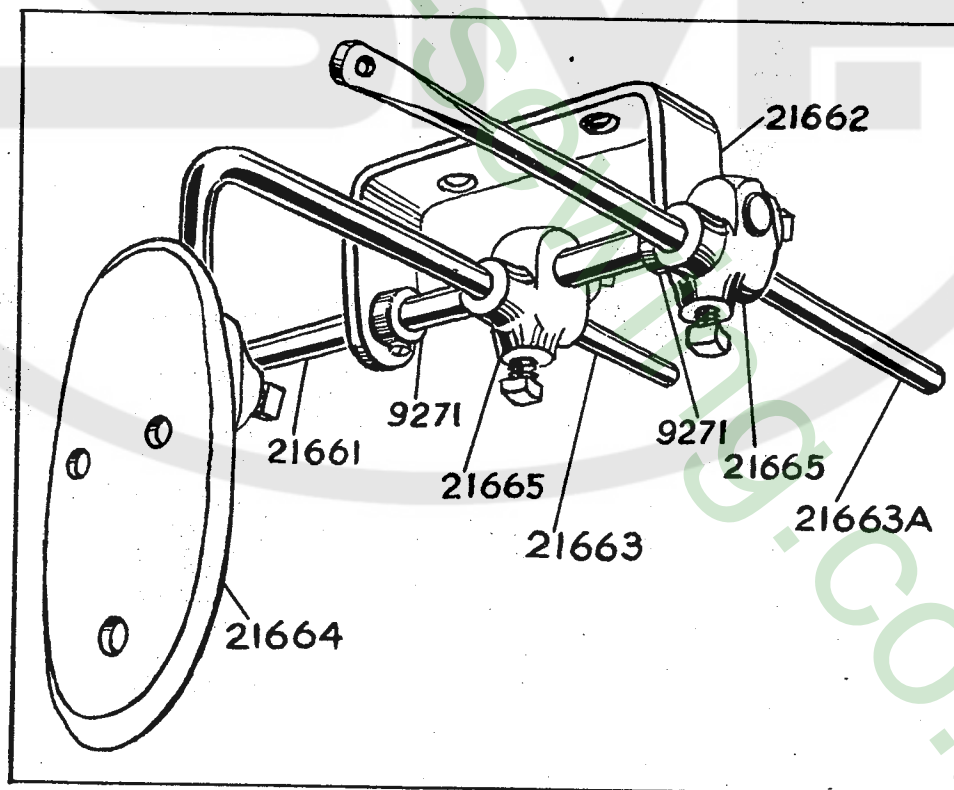
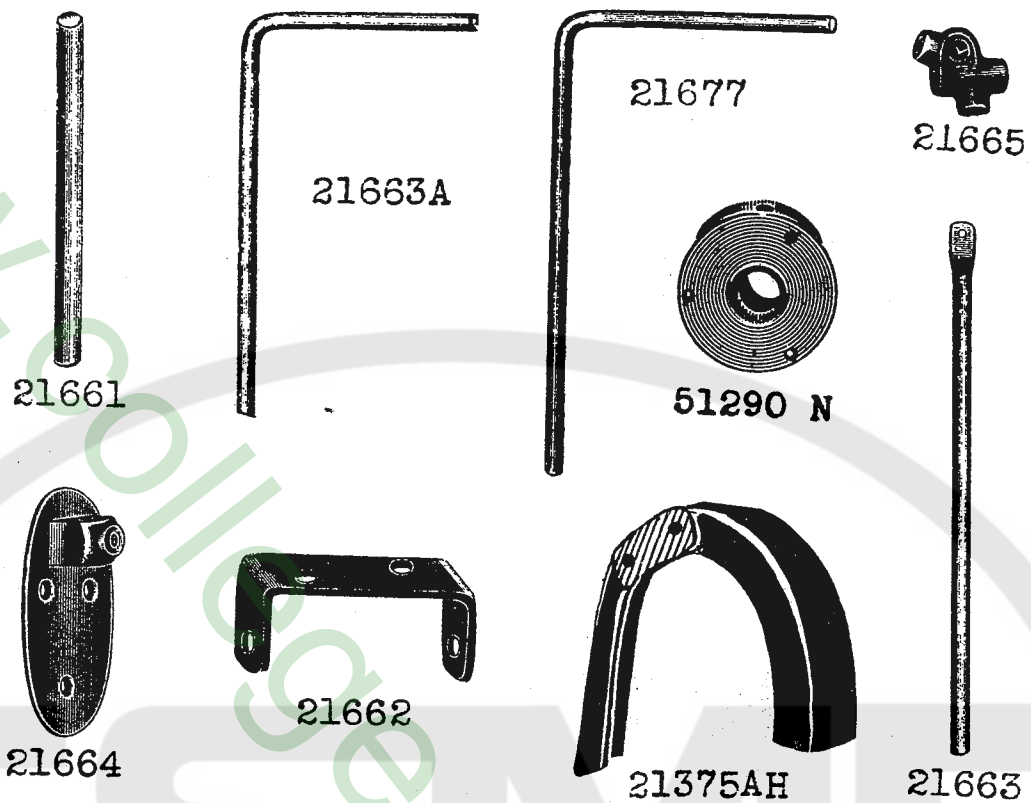


51281C
Specify
Length




51281
Specify
Length

Plate 47- One-fourth Size

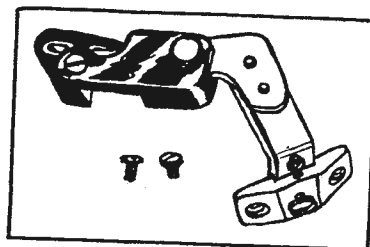


21660A

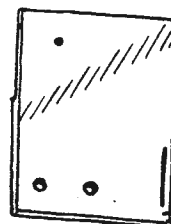
Plate 48- One-fourth Size



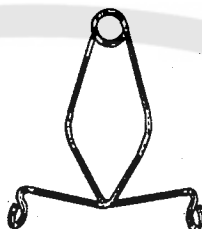
51491B-4




29481C



51402



51294A



51293



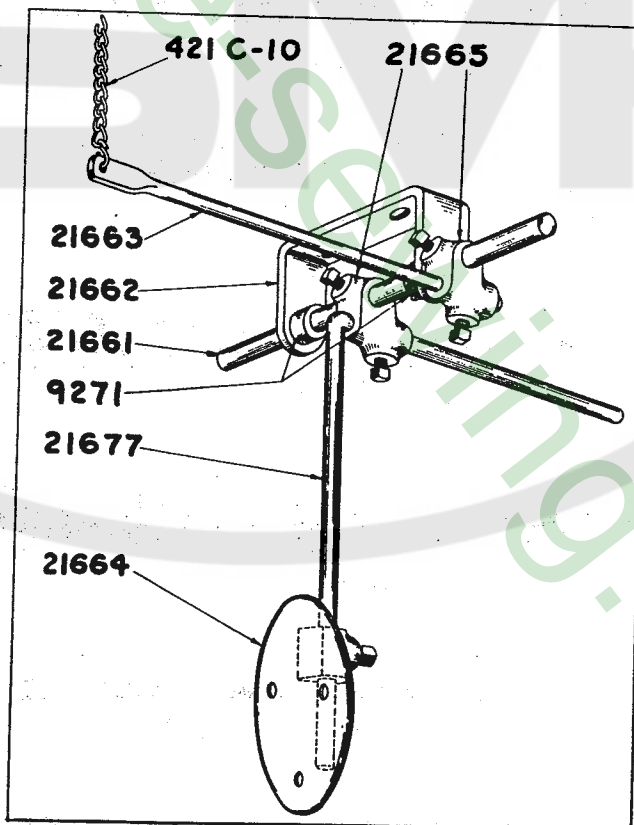
23324R



43294A



21104 B
Specify
Length



21691A



666-16

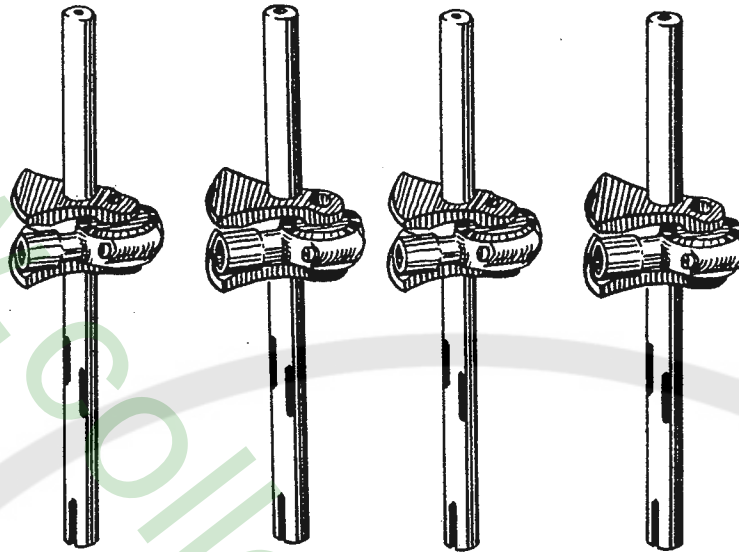


7482P




9939F


Plate 49- One-fourth Size




51222B 51322 B 51422 B 54122B



51222 54122



21208



21262G
Specify Length



21201



21202



21205 A



21236



21203



21204