

A large, light gray watermark logo is centered on the page. It consists of a semi-circular arc at the top and bottom, with the word "SINGER" in a bold, sans-serif font in the middle. Below "SINGER" are the model numbers "132K1,K4". At the bottom of the arc is the word "CSMP" in a very large, bold, sans-serif font.

**SINGER**  
132K1,K4

**CSMP**

# LIST OF PARTS

FOR

Nos. 132K1 and 132K4  
MACHINES



# CSMP

THE SINGER MANUFACTURING COMPANY

*All Rights Reserved.*

# PARTS COMPLETE

FOR

## No. 132K1 MACHINE

(NOTE.—Due to the accuracy required for Gear alignment, Arm cannot be supplied separately and can only be sent out as a unit, Arm and Bed assembled.)

*97725	Arm	with 15404, 56003, two each 15405 and 91548.	12/32
8582	"	Dowel Pin (2)	
94548	"	Oiler for Front Bearing	
94548	"	" " Back Bearing	
56003	"	Oil Tube with <del>29597</del> 52045	103
52045	"	" " Packing (felt)	
118c	"	Screw (4)	
97755	"	Shaft (horizontal)	
97603	"	" ( " ) Flanged Bushing (back)	
97605	"	" ( " ) " " ( " ) Drain Tube	
97604	"	" ( " ) " " ( " ) Oil Pad	
446c	"	" ( " ) " " ( " ) Set Screw	
97606	"	" ( " ) " " (front)	
97607	"	" ( " ) " " ( " ) Oil Pad	
50084c	"	" ( " ) " " ( " ) Set Screw	
97608	"	" ( " ) Gear with two 50083c	
97609	"	" ( " ) " Case (two pieces) with 121e and 50231d	
50231d	"	" ( " ) " " Plug Screw	
121e	"	" ( " ) " " Screw	
50083c	"	" ( " ) " Set Screw	
97610	"	" (upright)	
97611	"	" ( " ) Bushing (lower)	
575c	"	" ( " ) " ( " ) Set Screw	
97612	"	" ( " ) " (upper)	
575c	"	" ( " ) " ( " ) Set Screw	
98437	"	" ( " ) Gear (lower) with SS520c and 50200c	
50200c	"	" ( " ) " ( " ) Position Screw	
SS520c	"	" ( " ) " ( " ) Set Screw	
97613	"	" ( " ) " (upper) with SS520c and 50200c	
50200c	"	" ( " ) " ( " ) Position Screw	
SS520c	"	" ( " ) " ( " ) Set Screw	
97615	"	Side Cover	
51224D	"	" " Thumb Screw	✓/34
202247	"	Top Cover	
SS505h	"	" " Screw	
202248	"	" " Washer	
82403	"	Spool Pin (2)	
97616	"	" " Bushing	
118c	"	Arm Shaft (horizontal) Screw	12/29 9/34

No.	
97617	<b>Balance Wheel, 5 1/4" pulley, with two 434c</b> ... ..
97791	" " 5 1/4" " (9" diam.), with two 434c, for Foot Power

NOTE.—Bobbin Winder No. 97793 must be used with Balance Wheel No. 97791.

434c	<b>Balance Wheel Set Screw</b> ... ..
------	---------------------------------------

NOTE.—No. 97617 is sent with this machine unless otherwise specified on order.

NOTE.—Due to the accuracy required for Gear alignment, Bed cannot be supplied separately and can only be sent out as a unit, Arm and Bed assembled.

*97618	<b>Bed</b> ... ..
46224	" <b>Oiler (4)</b> ... ..
91058	" <b>Slide (front)</b> ... ..
97619	" " ( " ) <b>Spring</b> ... ..
337d	" " ( " ) <b>Screw</b> ... ..
97620	" " ( " ) <b>complete, Nos. 91058, 97619 and two 337d</b> ... ..
91057	" " (back) ... ..
180f	" " ( " ) <b>Screw (2)</b> ... ..

97726	<b>Face Plate</b> ... ..
168f	" " <b>Screw (front)</b> ... ..
120f	" " " (back) ... ..
SS545f	" " " (upper) ... ..
97622	" " <b>Thread Guard</b> ... ..
1967 9777	" " " " <b>Screw</b> ... ..

97623	<b>Feed Bar</b> ... ..
97624	" " <b>Oil Pad (felt)</b> ... ..
220d	" " " ( " ) <b>Screw</b> ... ..
313c	" " <b>Screw Centre (2)</b> ... ..
1519c	" " " " <b>Nut (2)</b> ... ..

97625	<b>Feed Dog</b> ... ..
SS50c	" " <b>Screw (2)</b> ... ..
97626	" <b>Eccentric</b> ... ..
97627	" " <b>Adjusting Disc</b> ... ..
97628	" " " <b>Flange</b> ... ..
97629	" " " " <b>Coupling with five 50083c</b> ... ..
50083c	" " " " <b>Screw</b> ... ..
213655	" " <b>Friction Spring Washer</b> ... ..
SS513e	" " " " <b>Screw</b> ... ..
1621e	" " " " <b>Nut</b> ... ..
SS514e	" " <b>Fulcrum Screw</b> ... ..
1521e	" " " " <b>Nut</b> ... ..
97630	" <b>Lifting Rock Shaft</b> ... ..
97634	" " " " <b>Bushing (front)</b> ... ..
436c	" " " " ( " ) <b>Set Screw</b> ... ..
97635	" " " " (back) ... ..
436c	" " " " ( " ) <b>Set Screw</b> ... ..

98484	<b>Face Plate Thread Guard Thread Retainer</b> ... ..
-------	---

No.	
97631	<b>Feed Lifting Rock Shaft Connecting Rod with 158c</b> ... ..
158c	" " " " " " <b>Clamping Screw</b> ... ..
97632	" " " " " " <b>Hinge Pin</b> ... ..
SS8c	" " " " " " <b>Screw</b> ... ..
1518c	" " " " " " <b>Nut</b> ... ..
97633	" " " " " <b>Crank with two 129c</b> ... ..
129c	" " " " " " <b>Clamping Screw</b> ... ..
166d	" " " " " <b>End Screw</b> ... ..
19448	" " " " " <b>Slide Block</b> ... ..
226d	" " " " " " <b>Cap Screw</b> ... ..
12424	" " " " " " <b>Washer</b> ... ..
988c	" " " " " " <b>Screw Stud</b> ... ..
1518c	" " " " " " <b>Nut</b> ... ..
19449	" " " " " " <b>complete, Nos. 226d, 988c, 12424 and 19448</b> ... ..

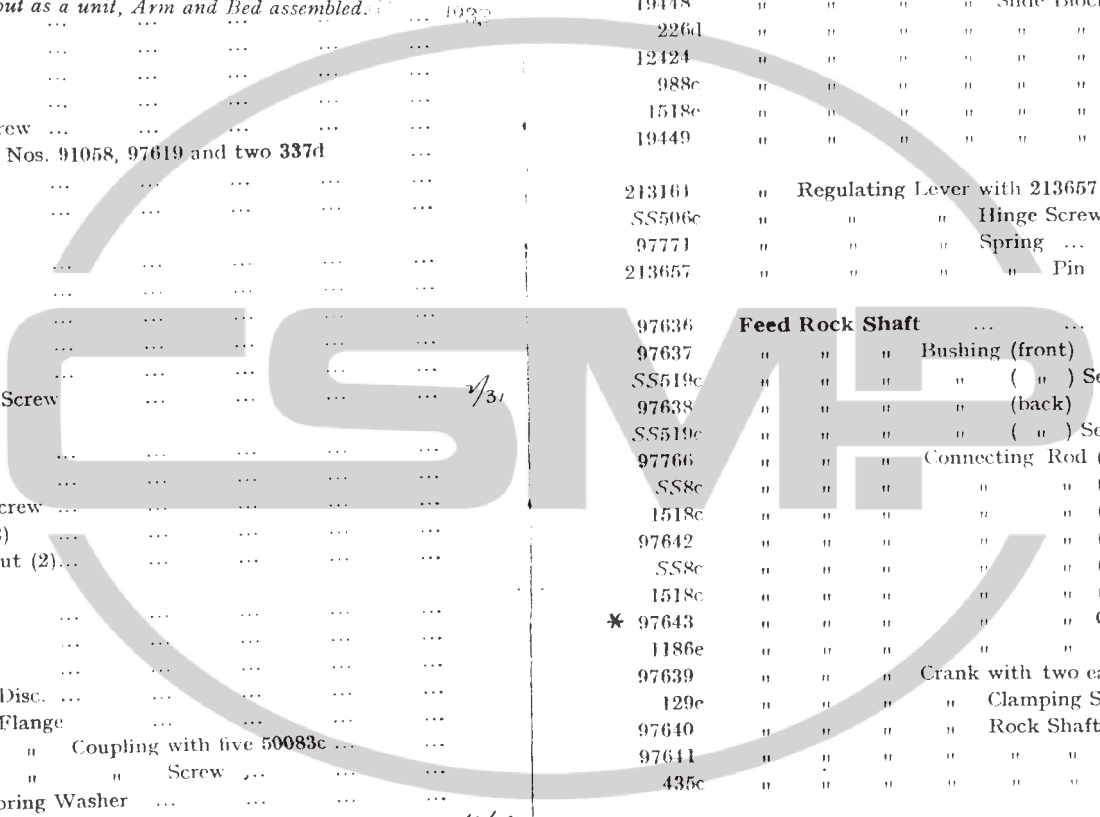
213161	" <b>Regulating Lever with 213657</b> ... ..
SS506c	" " " <b>Hinge Screw</b> ... ..
97771	" " " <b>Spring</b> ... ..
213657	" " " " <b>Pin</b> ... ..

97636	<b>Feed Rock Shaft</b> ... ..
97637	" " <b>Bushing (front)</b> ... ..
SS519c	" " " ( " ) <b>Set Screw</b> ... ..
97638	" " " (back) ... ..
SS519c	" " " ( " ) <b>Set Screw</b> ... ..
97766	" " " <b>Connecting Rod (front) with 97643 and two 1186c</b> ... ..
SS8c	" " " " ( " ) <b>Hinge Screw</b> ... ..
1518c	" " " " ( " ) " <b>Nut</b> ... ..
97642	" " " " (back) with 97643 and two 1186c ... ..
SS8c	" " " " ( " ) <b>Hinge Screw</b> ... ..
1518c	" " " " ( " ) " <b>Nut</b> ... ..
* 97643	" " " " <b>Cap</b> ... ..
1186e	" " " " <b>Screw</b> ... ..
97639	" " " <b>Crank with two each 129c and 435c</b> ... ..
129c	" " " " <b>Clamping Screw</b> ... ..
97640	" " " " <b>Rock Shaft</b> ... ..
97641	" " " " " <b>Hinge Pin</b> ... ..
435c	" " " " " <b>Set Screw</b> ... ..

85527	<b>Guide</b> ... ..
793d	" <b>Thumb Screw (2)</b> ... ..

97654	<b>Lifting Presser Bar</b> ... ..
97729	" " <b>Bell Crank</b> ... ..
1480c	" " " " <b>Cap Screw (2)</b> ... ..
97730	" " " " <b>Connecting Link</b> ... ..
1480c	" " " " " <b>Cap Screw</b> ... ..

166d	<b>Feed Rock Shaft End Screw</b> ... ..
------	---



1/31

10/29

2/31

12/32

12/29

7/29

No.	Description	Notes
97731	Lifting Presser Bar Bell Crank Driving Arm	
97735	" " " " " " " " Eccentric Connection	
8/534c	" " " " " " " " " " "	5/30
1608c	" " " " " " " " Hinge Screw	
	" " " " " " " " Eccentric Connection	
	" " " " " " " " Hinge Screw Nut	
2117	" " " " " " " " Pin	
453c"	" " " " " " " " Set Screw	
97732	" " " " " " " " Shaft	
97733	" " " " " " " " Bracket	
50307d	" " " " " " " " Screw	
97734	Lifting Presser Bar Bell Crank Driving Arm Shaft Bracket complete, Nos. 2117 and 97731 to 97733.	
97736	Lifting Presser Bar Guide Bracket with two 1186c	
1186c	" " " " " " " " Clamping Screw	
97762	" " " " " " " " Gib	
440c	" " " " " " " " Adjusting Screw	
1698c	" " " " " " " " Nut	
97737	" " " " " " " " Support	
171e	" " " " " " " " Screw (2)	
97738	" " " " " " " " Foot	
SS329F	" " " " " " " " Screw	4/30
1547c	" " " " " " " " Nut	"
97644	Needle Bar (hollow)	
97645	" " " Bushing (lower)	
889c	" " " " ( " ) Set Screw	
97646	" " " " (upper)	
SS509e	" " " " ( " ) Cap Screw	
46224	" " " " ( " ) Oiler	
889c	" " " " ( " ) Set Screw	
97648	" " " Connecting Link	
97650	" " " " Slide Block	5/29
97649	" " " " Stud with two SS512c	
SS512c	" " " " " Clamping Screw	
97727	" " " Crank	
97777	" " " " Eccentric	
2022	" " " " " Position Pin	
97778	" " " " 97727 with SS320c, SS370c, 2022 and 97777	
SS370c	" " " " " Position Screw	
SS320c	" " " " " Set Screw	
97652	Needle Clamp with 156f, 217d and 97653	8/29 5/30
156f	" " " " " Screw	
97653	" " " " " Thread Guide	
217dF	" " " " " Screw	5/30
97794	Needle Clamp	8/29
889c	Machine Hinge Connection Set Screw	

No.	Description	Notes
82429	Presser Bar Lifter	
SS186f	" " " " Screw	
1518c	" " " " " Nut	
97763	" " " " Lifting and Releasing Lever Bracket	1/30
SS929f	" " " " " Screw	1/30
1547e	" " " " " Nut	
97706	" " " " " Spring	
252c	Pressure Regulating Thumb Screw	
98474	Rotating Hook (Short Point) with 97663, two 401d and three SS522c	
98465	" " " " 98474 with 98466	4/32
98461	" " " " " Bobbin Case	"
98462	" " " " " Nos. SS549f, 662f, 50056f, 97666, 98461 and 98475	4/32
98466	" " " " " 98462 with 97664	4/32 5/29
98475	" " " " " Tension Spring	"
SS549f	" " " " " " Adjusting Screw	5/29
97000	" " " " " " Screw	
50056f	" " " " " " " Screw	
97669	" " " " " " Position Bracket	
SS329e	" " " " " " " Screw	
97670	" " " " " " " Retainer	
97673	" " " " " " " Bracket	
50307d	" " " " " " " Screw	
97671	" " " " " " " Hinge Stud	
889c	" " " " " " " " Set Screw	
97672	" " " " " " " " Position Spring	
792e	" " " " " " " " " Screw	
97674	" " " " " " " " Spring with 97675 and 97761	
*97675	" " " " " " " " " Pad	10/29
*97761	" " " " " " " " " Rivet	"
201F 217T	" " " " " " " " " Screw	8/30
97667	" " " " " " " " Tension Spring	obsolete 4/32
337f	" " " " " " " " " Adjusting Screw	obsolete
662f	" " " " " " " " " Screw	
SS522c	" " " " " " " " " Screw	
97676	" " " " " " " " Shaft	
97677	" " " " " " " " Bushing (back)	
97678	" " " " " " " " ( " ) Oil Pad	
436c	" " " " " " " " ( " ) Set Screw	
97679	" " " " " " " " (front)	
97678	" " " " " " " " ( " ) Oil Pad	
SS510c	" " " " " " " " ( " ) Set Screw	
98437	" " " " " " " " Gear with SS520c and 50200c	
97680	" " " " " " " " Case (2 pieces) with 121e and 50234d	
50234d	" " " " " " " " Plug Screw	
121e	" " " " " " " " Screw	

8	97804	Slack Thread Regulator	...	...	...	...
	97805	" "	97804 with SS515 and 97690	...	...	...
	97690	" "	Bushing	...	...	...
	SS515	" "	Clamping Screw	...	...	...

No. 132KI MACHINE.

9

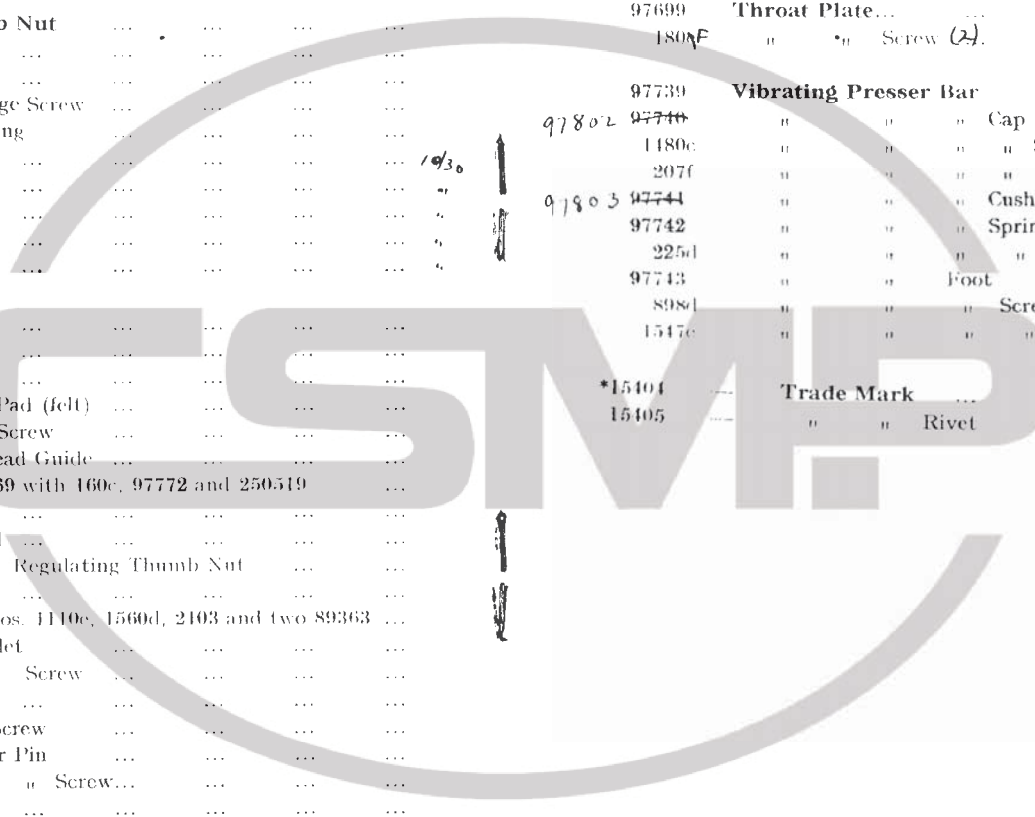
98463	Slack Thread Regulator	<i>obsolete, use 97804</i>	...	...	...	...
190d	" "	Screw (2)	...	...	...	...

1560d	Tension Regulating Thumb Nut	...	...	...	...	...
97683	" Releasing Disc.	...	...	...	...	...
97684	" " Lever	...	...	...	...	...
646d	" " " Hinge Screw	...	...	...	...	...
12329	" " " Spring	...	...	...	...	...
97799	97686	" " Pin...	...	...	...	10/30
SS483d	8830D	Screw Stud	...	...	...	...
11422	82445	" Spring	...	...	...	...
82446	" Washer (felt) (2)	...	...	...	...	...
82448	" Wheel <i>obsolete</i>	...	...	...	...	...

97756	Thread Guard (side of arm)	...	...	...	...	...
1143c	" " Set Screw	...	...	...	...	...
97769	" Lubricating Cup	...	...	...	...	...
250519	" " " Oil Pad (felt)	...	...	...	...	...
160c	" " " Set Screw	...	...	...	...	...
97772	" " " Thread Guide	...	...	...	...	...
97770	" " " 97769 with 160c, 97772 and 250519	...	...	...	...	...
89363	" Retaining Disc.	...	...	...	...	...
1110e	" " Screw Stud	...	...	...	...	...
1560d	" " " Regulating Thumb Nut	...	...	...	...	...
2103	" " Spring	...	...	...	...	...
97757	" Retainer complete, Nos. 1110e, 1560d, 2103 and two 89363	...	...	...	...	...
82450	" " Thread Eyelet	...	...	...	...	...
SS50f	" " " Screw	...	...	...	...	...
97687	" Take-up Crank	...	...	...	...	...
SS484c	" " " Cap Screw	...	...	...	...	...
97688	" " " Cotter Pin	...	...	...	...	...
690c	" " " " Screw...	...	...	...	...	...
97689	" " Lever	...	...	...	...	...
97690	" " " Bushing...	...	...	...	...	...
SS515d	" " " Clamping Screw	...	...	...	...	...
97691	" " " Hinge Pin	...	...	...	...	...
97692	" " " Link	...	...	...	...	...
97693	" " " " Hinge Pin	...	...	...	...	...
457e	" " " " " End Screw	...	...	...	...	...
430c	" " " " " Set Screw	...	...	...	...	...

97795	Tension Disc (inner)	...	...	...	...	...
97796	" " (outer)	...	...	...	...	...
97797	" Washer (fibre)	...	...	...	...	...
97800	" (rotating) and Thread Take-up Spring, complete, Nos. SS536d, 1560d, 11422, 82446, 82525, 97683, 97696, 97698 and 97795 to 97798	...	...	...	...	...

No.	97694	Thread Take-up Lever, complete, Nos. 457e, SS515d and 97689 to 97693	...	...	...	...
	82525	" " Spring	...	...	...	...
	97696	" " " Adjusting Sleeve	...	...	...	...
97798	97697	" " " Lever	...	...	...	10/30
	97698	" " " Regulator	...	...	...	...
	443c	" " " " Set Screw	...	...	...	...
	97699	Throat Plate...	...	...	...	...
	180NF	" " Screw (2)	...	...	...	10/29
	97739	Vibrating Presser Bar	...	...	...	...
97802	97740	" " " Cap	...	...	...	10/31
	1180c	" " " " Screw for 97739	...	...	...	...
	207f	" " " " " 97740	...	...	...	...
97803	97741	" " " Cushion	...	...	...	10/31
	97742	" " " Spring	...	...	...	...
	225d	" " " " Screw	...	...	...	...
	97743	" " " Foot	...	...	...	...
	898d	" " " " Screw	...	...	...	...
	1547c	" " " " Nut	...	...	...	...
	*15404	Trade Mark	...	...	...	...
	15405	" " Rivet	...	...	...	12/32



# Parts Special to No. 132K4


## Machine

This machine is the same as No. 132K1 with the following exceptions:

No.	
97744	Lifting Presser Foot ...
97701	Rotating Hook Bobbin Case Position Bracket ...
97702	Throat Plate... ..
97754	Vibrating Presser Foot ...

## Accessories

No.	
84118	Machine Button with 84151 and Wood Screw 1 1/4" No. 9 R.H.B. ...
216 x 1	Needles (6) ... ..
120342	Oiler ... ..
97664	Rotating Hook Bobbin (5) ... ..
11831	Screw Driver (Large) ... ..
120378	" " (Small) ... ..



## Bobbin Winder

(Swinging Automatic, Left Hand)

No.	
41894	Base with 449c
894d	" Screw
97745	Bobbin Holder
97746	" " Pin
41896	Frame
41441	" Hinge Pin
449c	" " " Set Screw
<del>125044 4784</del>	" Oil Pad
41897	" Spring
43270	Friction Pulley with 43271, two 448c and ten 15405
43271	" " Ring (leather)
15405	" " Rivet (brass)
448c	" " Set Screw
97747	Spindle
97748	Stop Latch
41446	" " Hinge Pin
2269	" " Pin
97749	Support Bracket
346e	" " Screw
97774	Tension Bracket (SK. 21208)
50073d	" " Screw (2)
2102	" Disc
SS521c	" Screw Stud (SK. 21206)
889c	" " " Set Screw
1560d	" " " Thumb Nut
2103	" Spring
97775	" Thread Guard (SK. 21207)
889c	" " " Set Screw
97776	Tension, complete, Nos. SS521c, 1560d, 2103, 97774, 97775, two each 889c and 2102 (SK. 21209)
41899	Tripping Arm with 176d
176d	" " Clamping Screw
97750	" " Spring
97751	<b>Bobbin Winder</b> , complete, Nos. 346e, 2269, <del>1784</del> <sup>125044</sup> , 41441, 41446, 41894, 41896, 41897, 41899, 43270, 97745 to 97750, 97776, two 50073d and three 894d

9/34

## Bobbin Winder


(Swinging Automatic, Left Hand)

For machines when fitted with Balance Wheel No. 97791  
for Foot Power.

This is the same as Bobbin Winder No. 97751 with the following exceptions:

No.	
97792	Support Bracket
97793	<b>Bobbin Winder</b> , complete, Nos. 346e, 2269, <del>1784</del> <sup>125044</sup> , 41441, 41446, 41894, 41896, 41897, 41899, 43270, 97745 to 97748, 97750, 97776, 97792, two 50073d and three 894d

9/34



# Thread Unwinder

FOR TWO SPOOLS OF THREAD.

27623	Spool Pin	...	...	...	...	...	...	...
98489	" Rest	...	...	...	...	...	...	1932
98490	" "	98489 with 1149c and two 27623	...	...	...	...	...	...
225388	" " Rod	...	...	...	...	...	...	...
200383c	" " " Set Screw	...	...	...	...	...	...	...
1149c	" " Set Screw	...	...	...	...	...	...	...
202490	" Stand with 200383c	...	...	...	...	...	...	...
98491	Thread Guide with 208e	...	...	...	...	...	...	...
208e	" " Set Screw	...	...	...	...	...	...	...
—	Screw (Wood) 1/8" No. 13 (for fixing to table)	...	...	...	...	...	...	...
98492	Thread Unwinder, complete, Nos. 98490, 98491, 202490, 225388 and three Wood Screws 1/8" No. 13	...	...	...	...	...	...	...
—	three wood screws 1/8" No. 13	...	...	...	...	...	...	...

# Foot Lifter

8/30

No.	Foot Lever	...	...	...	...	...	...	...
91296	Foot Lever	...	...	...	...	...	...	...
91297	" " Bracket	...	...	...	...	...	...	...
91298	" " " Hinge Pin	...	...	...	...	...	...	...
—	" " " Screw (Wood) 1 1/4" No. 15	...	...	...	...	...	...	...
91299	" " Nos. 91296 to 91298 and three Wood Screws 1 1/4" No. 15	...	...	...	...	...	...	...
97785	" " Chain, 34" long, with 39575, 39576 and 56864	...	...	...	...	...	...	...
39576	" " " Hook (upper)	...	...	...	...	...	...	...
39575	" " " " (centre)	...	...	...	...	...	...	...
56864	" " " " (lower)	...	...	...	...	...	...	...
97801	Foot Lever, complete, Nos. 91299 and 97785	...	...	...	...	...	...	...
97787	Lifting Lever with 448c	...	...	...	...	...	...	...
97788	" " Connecting Rod	...	...	...	...	...	...	...
12416	" " " " Joint	...	...	...	...	...	...	...
76d	" " " " " Hinge Screw	...	...	...	...	...	...	...
1521e	" " " " " Lock Nut	...	...	...	...	...	...	...
694d	" " " Hinge Screw	...	...	...	...	...	...	...
97768	" " " Link	...	...	...	...	...	...	...
100d	" " " Hinge Screw	...	...	...	...	...	...	...
97723	" " " Pin	...	...	...	...	...	...	...
448c	" " " Set Screw	...	...	...	...	...	...	...
97767	" " " Spring	...	...	...	...	...	...	...
97790	Foot Lifter, complete, Nos. 76d, 100d, 694d, 1521e, 12416, 97723, 97767, 97768, 97787, 97788 and 97801	...	...	...	...	...	...	...

1/31

