

The logo features the brand name 'SINGER' in a bold, black, sans-serif font, positioned above the model number '29K70' in a smaller, black, sans-serif font. Both are centered within a light gray semi-circular arc. Below this, the letters 'CSMP' are displayed in a large, bold, light gray, stylized sans-serif font, also centered within the same semi-circular arc.

SINGER
29K70

CSMP

Form 19662
(141)
Printed in U. S. A.

**LIST
OF
PARTS**



SINGER**

MACHINE No. 29K70

THE SINGER MANUFACTURING COMPANY

**A Trade Mark of THE SINGER MANUFACTURING COMPANY

INSTRUCTIONS FOR OILING

To ensure easy running and prevent unnecessary wear of the parts which are in movable contact, the machine requires oiling and when in continuous use, "TYPE B" or "TYPE D" OIL, sold by Singer Sewing Machine Company, should be applied at least twice each day to all oil holes marked "OIL".

"TYPE D" OIL should be used when an oil is desired which will produce a minimum of stain on fabrics, even after a long period of storage.

INDEX

	Page
Accessories.....	11
Bobbin Winder.....	11
Machine Base for Power Tables.....	11
Machine No. 29K70.....	5
Numerical List of Parts.....	13



INSTRUCTIONS FOR ORDERING

In ordering from this list, use ONLY the part NUMBER in the FIRST column.

The number stamped on a Sewing Machine Part is in every case the number of the single part only.

Every combination of parts sent out as such has its specific number, which, although not stamped on the parts, must be used when ordering the combination.

Each number always indicates the SAME PART in whatever list it appears, or for whatever machine.

The letters after some of the numbers indicate the style of finish only, as follows:

- A-Hardened, Polished, Nickel Plated and Buffed
- A.A-Buffed and Chromium Plated
- A.B-Hardened, Polished, Buffed and Chromium Plated
- A.C-Brown Baking Enamel Finish
- A.D-Gray Baking Enamel Finish
- A.E-Hardened, Bright Rumbled and Nickel Plated
- A.F-Hardened, Bright Rumbled, Nickel Plated, Bright Rumbled and Chromium Plated
- B-Polished, Nickel Plated and Buffed
- C-Hardened Only
- C.R-Hardened and Merlized
- D-Polished Only
- E-Soft, Not Polished
- F-Hardened and Polished
- F.J-Hardened, Polished and Nickel Plated
- G-Bright Rumbled and Nickel Plated
- H-Blued
- J-Nickel Plated Only
- K-Hardened and Nickel Plated
- L-Brass Plated
- M-Oxidized
- N-Japanned, Dull
- P-Japanned, Bright
- P.P-Wrinkle Finish
- R-Merlized
- S-Cadmium Plated
- T-Copper Plated
- T.A-Hardened, Polished, Copper and Nickel Plated and Buffed
- T.B-Copper and Nickel Plated and Polished
- T.J-Copper and Nickel Plated Only
- T.K-Hardened, Copper and Nickel Plated
- T.L-Copper and Brass Plated
- T.M-Copper Plated and Oxidized
- U-Zinc Plated
- V-Silver Plated
- W-Polished and Nickel Plated
- X-Black Oxide, for Iron and Steel
- X.C-Hardened and Black Oxide, for Iron or Steel
- Y-Black Nickel Plated Only
- Z-Chromium Plated
- Z.A-Hardened, Polished, Nickel Plated, Buffed and Chromium Plated
- Z.B-Polished, Nickel Plated, Buffed and Chromium Plated
- Z.C-Hardened and Chromium Plated
- Z.D-Polished and Chromium Plated
- Z.G-Bright Rumbled, Nickel Plated, Bright Rumbled and Chromium Plated
- Z.J-Nickel and Chromium Plated
- Z.T-Copper and Chromium Plated

These letters MUST BE USED when they appear in the list; and AFTER the number as in the list.

In this series:

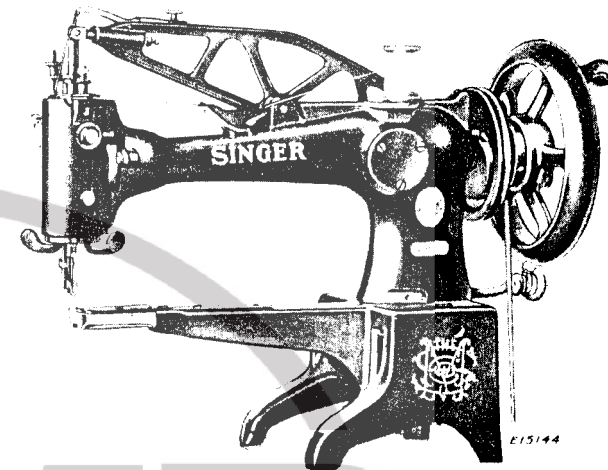
- 1 to 1500, 50001 to 51500 and 140001 to 142000 are Screw Numbers
- 1501 to 1800 and 51501 to 51800 are Nut Numbers
- 1801 to 2000 and 51801 to 52000 are Roller Numbers
- 2001 to 50000 and 52001 to 140000 and 142001 to 190000 are Sewing Machine Parts, 190001 and upward are numbers of Electrical Parts.

The figures in the second column refer only to the plates, illustrating the parts, and are NOT TO BE USED in ordering.

Parts marked with an asterisk (*) are furnished only when repairs are made at factory.

LIST OF PARTS COMPLETE

FOR



MACHINE No. 29K70

For Boot and Shoe Repairing, Slipper Work, etc. Universal Upper Feed. Oscillating Horizontal Shuttle. Stop Motion Balance Wheel. Replaceable Steel Horn. Convenient and Positive Adjustment of Presser Foot Lift. Eccentric Adjustment for Shuttle Timing. Check Lever Thread Take-up Adjustment with Indicator. Graduated Feed Motion Bell Crank to indicate the length of Stitch.

No.	Plate	Name
*82158	-----	Arm with 15404 and two 15405.....
118E	7748	" Base Screw (4).....
4288	7744	" Side Cover (back).....
82034	7744	" " " (front) for use when machine is fitted with Balance Wheel on end of Shaft.....
51224W	7744	Arm Side Cover Thumb Screw.....
82159	7746	Balance Wheel.....
81866	7746	" " Handle (wood).....
SS135D	7746	" " " Spindle.....
1519E	7746	" " " " Nut.....
SS569C	7746	" " Retaining Screw.....
82160	7746	" " Stop Motion Flanged Bushing with two 434C.....
434C	7746	Balance Wheel Stop Motion Flanged Bushing Binding Screw (2).....

No.	Plate	Name
82161	7746	Balance Wheel Stop Motion Plunger.....
82162	7746	" " " " " Spring
11170	7746	" " " " " "
		Washer.....
761C	7746	Balance Wheel Stop Motion Plunger Stop Screw.....
NN98R	7746	Balance Wheel Stop Motion Plunger Thumb Nut.....
82163	7746	Balance Wheel and Stop Motion complete, Nos. NN98R, SS135D, SS569C, 761C, 1519E, 11170, 81866 and 82159 to 82162.....
82052	7746	Balance Wheel Hub.....
SS45E	7746	" " " Screw.....
82008	7746	" " Shaft.....
81869	7746	" " " Gear.....
11663	7746	" " " Pin.....
82121	7746	Balance Wheel Hub complete, Nos. 11663, 81869, 82008 and 82052.....
Note: When machines are fitted with Balance Wheel on Shaft, Arm Side Cover No. 82034 is supplied in place of No. 82121.		
8659	7743	Check Lever.....
8554	7743	" " Joint Pin.....
82219	7744	" " Spring.....
82216	7744	" " Steady Pin.....
418J	7744	" " Tension Stud.....
NN105J	7744	" " " Nut.....
SS337F	7743	" " Thread Take-up Adjusting Screw
NN106J	7743	" " " " " "
		Nut.....
82007	7747	Feeding Foot.....
8557	7747	" " (narrow fork) fine.....
8558	7747	" " " coarse.....
8666	7747	" " (for waxed thread).....
193F	7747	" " Screw.....
Note: No. 82007 is supplied with this Machine unless otherwise specified on order.		
82167	7743	Feed Motion Bell Crank Lever.....
194E	7743	" " " " " Joint Screw
		(2).....
82149	7744	Feed Motion Cam Wheel with RR18 and 81868.....
11663	7744	Feed Motion Cam Wheel Pin.....
82053	7743	" " Ring Slide Bar with 1816....
1816	7743	" " " " " Roller and Stud.....
8675	7743	Foot Bar.....
82055	7743	" " Revolving Joint Bearing.....
8569	7743	" " " " " Hinge Pin.....
82056	7743	" " " " " Slide Rod.....

No.	Plate	Name
NN93J	7743	Foot Bar Revolving Joint Slide Rod Lock Nut (lower).....
NN101J	7743	Foot Bar Revolving Joint Slide Rod Lock Nut (upper).....
82057	7743	Foot Bar Revolving Joint complete, Nos. NN96J, NN101J, 82055 and 82056.....
82058	7743	Head of Machine.....
128D	7743	" Binding Screw (4).....
8573	7743	" Revolving Bush.....
8574	7743	" " " Friction Spring.....
8575	7743	" " " " " Pin.
193F	7743	" " " " " Screw
82123	7743	" " " Handle.....
152F	7743	" " " " Screw (2)...
SS535W	7743	" " " Stop Thumb Screw....
8577	7743	" " " Supporting Washer...
211D	7743	" " " " " Screw
		(2).....
82059	7743	Lifter.....
66F	7743	" Hinge Screw.....
*82215	-----	Lower Arm and Bed.....
8582	7748	" " " " Steady Pin.....
82030	7743	Needle Bar.....
81858	7743	" " Clamp with 237F.....
SS50F	7743	" " " Screw.....
237F	7743	" " Needle Clamping Screw.....
8656	7743	" " Thread Tension Spring.....
SS133D	7743	" " " " " Screw
		(2).....
82031	-----	Needle Bar complete, Nos. SS50F, 8656, 81858, 82030 and two SS133D.....
8661	7746	Needle Bar Cam and Pulley Wheel with 361C.....
3012	7746	Needle Bar Cam and Pulley Wheel Pin....
361C	7746	" " " " " " Set Screw
82220	7744	" " Driving Lever with 1801 and 82216.....
1801	7744	Needle Bar Driving Lever Cam Roller and Stud.....
8586	7744	Needle Bar Driving Lever Joint Pin.....
81860	7743	" " Piston Joint.....
8589	7743	" " " " " Pin.....
82221	7747	" Plate (without shuttle clearance, medium and coarse needle holes)....
82222	7747	Needle Plate (with shuttle clearance, medium and coarse needle holes)....
84W	7747	Needle Plate Bearing Screw.....
82171	7745	" " Locating Plunger.....
82172	7745	" " " " " Spring....
82173	7745	" " Releasing Lever.....

No.	Plate	Name
82063	7745	Needle Plate Releasing Lever Hinge Pin..
8670	7744	Oil Cup with 8597 and 8695.....
8695	7744	" " Oil Pad (felt).....
327D	7744	" " Screw.....
8597	7744	" " Spring.....
82174	7745	Pinion Cover Plate.....
1423J	7745	" " " Screw (2).....
82175	7745	Rack (long).....
82176	7745	" (short).....
82010	7744	Shaft.....
8604	7745	Shuttle Bobbin.....
*8654	7745	" Body.....
662E	7745	" Tension Regulating Screw.....
8611	7745	" " Spring.....
8603	-----	Shuttle complete, Nos.662E,8604,8611 and 8654.....

Note: No. 8603 is supplied with this Machine unless otherwise specified on order.

81876	-----	Shuttle Tension Spring.....
81964	-----	Shuttle complete, Nos.662E,8604,8654 and 81876.....
82177	7745	Shuttle Carrier with 241D and 8610.....
82178	7745	" " Driving Pinion.....
82179	7745	" " " " Bushing..
SS571E	7745	" " " " Screw....
82180	7745	" " Following Pinion.....
82181	7745	" " " " Stud...
8610	7745	" " Spring.....
241D	7745	" " " Screw.....
82073	7744	" Driving Cam with SS235C.....
82122	-----	" " " and Gear, Nos. 81872 and 82073.....
81872	7744	Shuttle Driving Cam Gear.....
3012	7744	" " " " Pin.....
SS235C	7744	" " " " Set Screw.....
1808	7744	" " " Roller and Stud....
82182	7745	" " Gear Box.....
11661	7745	" " " " Position Pin...
146J	7745	" " " " Screw (2).....
82183 82242	-----	Shuttle Driving Gear Box complete, Nos. SS571E,82063,82171 to 82182 and two 1423J.....
82184	7744	Shuttle Driving Lever with 1808.....
SS572C	7744	" " " Bearing Screw.....
82185	7744	" " " Connecting Rod....
82186	7744	" " " " " End (back).....
82194	7744	Shuttle Driving Lever Connecting Rod End (front).....
8569	7744	Shuttle Driving Lever Connecting Rod End Pin (back).....

No.	Plate	Name
8645	7744	Shuttle Driving Lever Connecting Rod End Pin (front).....
89E	7744	Shuttle Driving Lever Connecting Rod Hinge Screw.....
82187	-----	Shuttle Driving Lever Connecting Rod complete, Nos. 8569,8645,82185,82186 and 82194.....
SS615C	7744	Shuttle Driving Lever Eccentric Stud....
1520R	7744	" " " " " Nut
8601	7744	Spool Pin.....
82188	7743	Stitch Regulator.....
8616	7743	" " Gib.....
291W	7743	" " Thumb Screw.....
413D	7743	Tension (side) Adjusting Stud.....
1560W	7743	" " " " Thumb Nut.
2102	7743	" " Disc (2).....
2103	7743	" " Spring.....
82116	7743	" " Thread Guide Pin.....
668D	7743	" (top) Adjusting Stud.....
1560W	7743	" " " " Thumb Nut..
8617	7743	" " Cup (release).....
8618	7743	" " Disc (2).....
84113	7743	" " " Washer (leather)....
8619	7743	" " Spring.....
8620	7743	Thread Eyelet (Head of Arm).....
193F	7743	" " Screw.....
82151	-----	Vibrating Presser Lifting Lever (for light work).....
82150	7744	Vibrating Presser Lifting Lever (for medium work).....
82152	-----	Vibrating Presser Lifting Lever (for heavy work).....

Note: No. 82150 is supplied with this Machine unless otherwise specified on order.

41D	7744	Vibrating Presser Lifting Lever Screw...
82153	7743	" " " " Shaft...
82155	7743	" " " " " Adjusting Lever.....
515J	7743	Vibrating Presser Lifting Lever Shaft Adjusting Lever Clamping Screw.....
8568	-----	Vibrating Presser Lifting Lever Shaft Adjusting Lever Clamping Screw Rivet
648J	7743	Vibrating Presser Lifting Lever Shaft Adjusting Lever Hinge Screw.....
82154	7743	Vibrating Presser Lifting Lever Shaft Lever with 1177C.....
1177C	7743	Vibrating Presser Lifting Lever Shaft Lever Clamping Screw.....
RR18	7744	Vibrating Presser Roller.....
81868	7744	" " " Pin.....

No.	Plate	Name
82083	-----	Vibrating Presser Spring (light).....
82129	7743	" " " (heavy).....
Note: No. 82129 is supplied with this Machine unless otherwise specified on order.		
82130	7743	Vibrating Presser Spring Bar.....
NN88W	7743	" " " " Adjusting Nut.....
82131	7743	Vibrating Presser Spring Bar Collar.....
179E	7743	" " " " " Screw
*15404	-----	Trade Mark.....
15405	-----	" " Rivet (2).....

ACCESSORIES

No.	Plate	Name
50616E	7748	Machine Screw (for fastening Machine to Stand) (4).....
SS418E	7748	Machine Screw (for fastening Machine to Power Table) (4).....
82833	7748	Machine Screw Washer for use with SS418E (4).....
8590	7748	Needle Bar Threading Wire.....
36569	7748	Oiler with 36571.....
36570	7748	" 36569 filled with oil.....
36571	7748	" Spout, 1 3/4 in. long, with 36807
36807	7748	" " Washer (leather).....
25537	7748	Screw Driver (Machine).....
120378	7748	" " (Shuttle Tension).....
8604	7748	Shuttle Bobbin (4).....

BOBBIN WINDER

No.	Plate	Name
8684	7748	Eccentric.....
SS469W	7748	" Thumb Screw.....
82086	7748	Frame.....
128D	7748	" Screw.....
8651	7748	Spindle.....
81965	-----	" 8651 with 8371.....
8371	7748	" Pulley.....
2460	7748	" " Rubber Ring.....
82087	7748	Bobbin Winder complete, Nos.128D,SS469W, 2460, 8684, 81965 and 82086.....

**SINGER Needles should be used
in SINGER Machines**
**These Needles and their Containers
are marked with the
Company's Trade Mark "SIMANCO.**" 1**

**Needles in Containers marked
"FOR SINGER MACHINES"**
are NOT SINGER made needles. 2

MACHINE BASE FOR POWER TABLES

No.	Plate	Name
82214	-----	Machine Base.....
50616E	7748	" " Screw (for fastening Base to Machine) (4).....

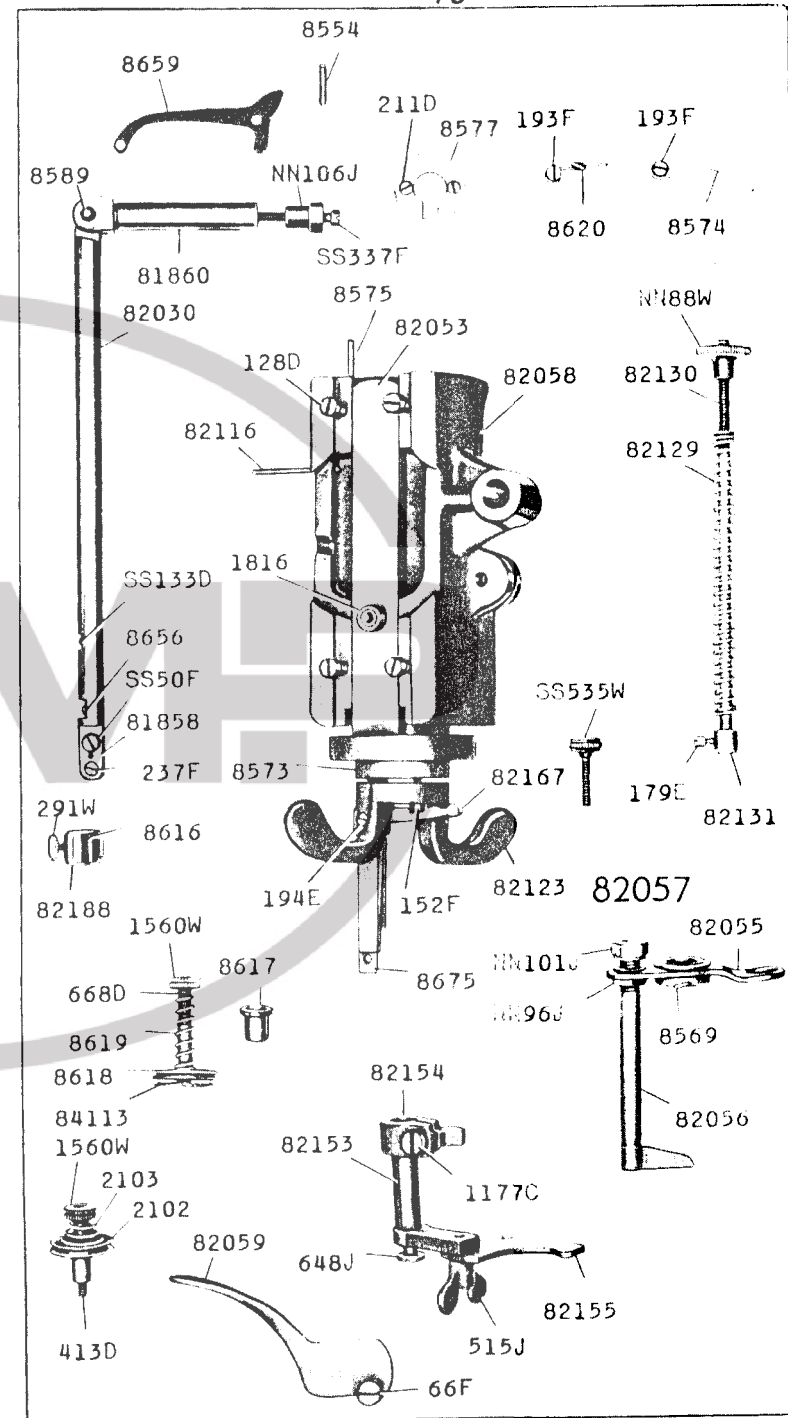
Note: This base is only supplied when specified on order and is charged extra.

No.	Plate	Name
82185	7744	Shuttle Driving Lever Connecting Rod for 82187.....
82186	7744	Shuttle Driving Lever Connecting Rod End (back) for 82187.....
82187	-----	Shuttle Driving Lever Connecting Rod complete, Nos. 8569,8645,82185,82186 and 82194.....
82188	7743	Stitch Regulator.....
82194	7744	Shuttle Driving Lever Connecting Rod End (front) for 82187.....
82214	-----	Machine Base.....
*82215	-----	Lower Arm and Bed.....
82216	7744	Check Lever Spring Steady Pin for 82220.
82219	7744	" " Spring.....
82221	7747	Needle Plate (without shuttle clearance, medium and coarse needle holes)....
82222	7747	Needle Plate (with shuttle clearance, medium and coarse needle holes)....
82219	7744	Check Lever Spring.....
82220	7744	Needle Bar Driving Lever with 1801 and 82216.....
82833	7748	Machine Screw Washer for use with SS418E (Accessories) (4).....
84113	7743	Tension (top) Disc Washer (leather)....
120378	7748	Screw Driver (Shuttle Tension) Ac-cessories.....

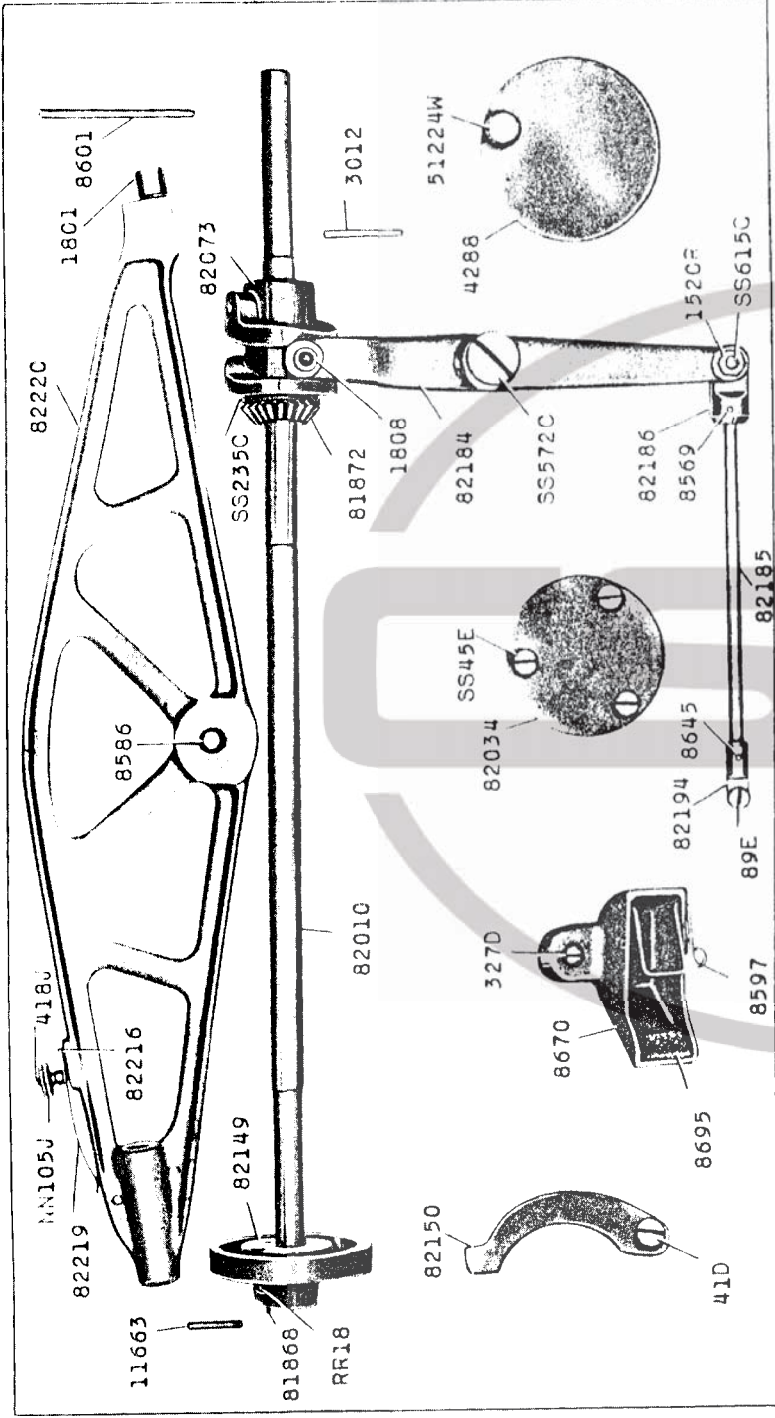
SINGER Needles should be used
in SINGER Machines
These Needles and their Containers
are marked with the
Company's Trade Mark "SIMANCO.**" 1

Needles in Containers marked
"FOR SINGER MACHINES"
are NOT SINGER made needles. 2

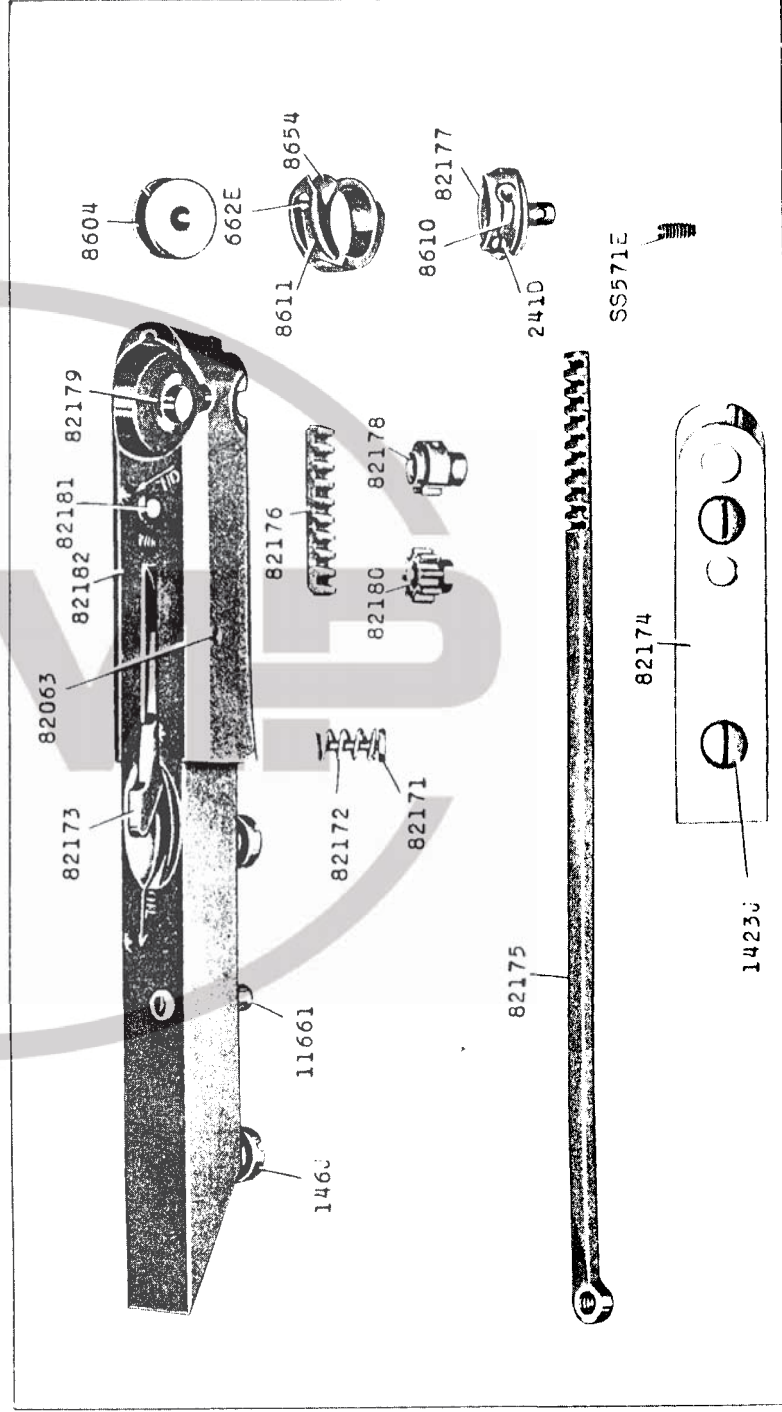
7743 - 2/3



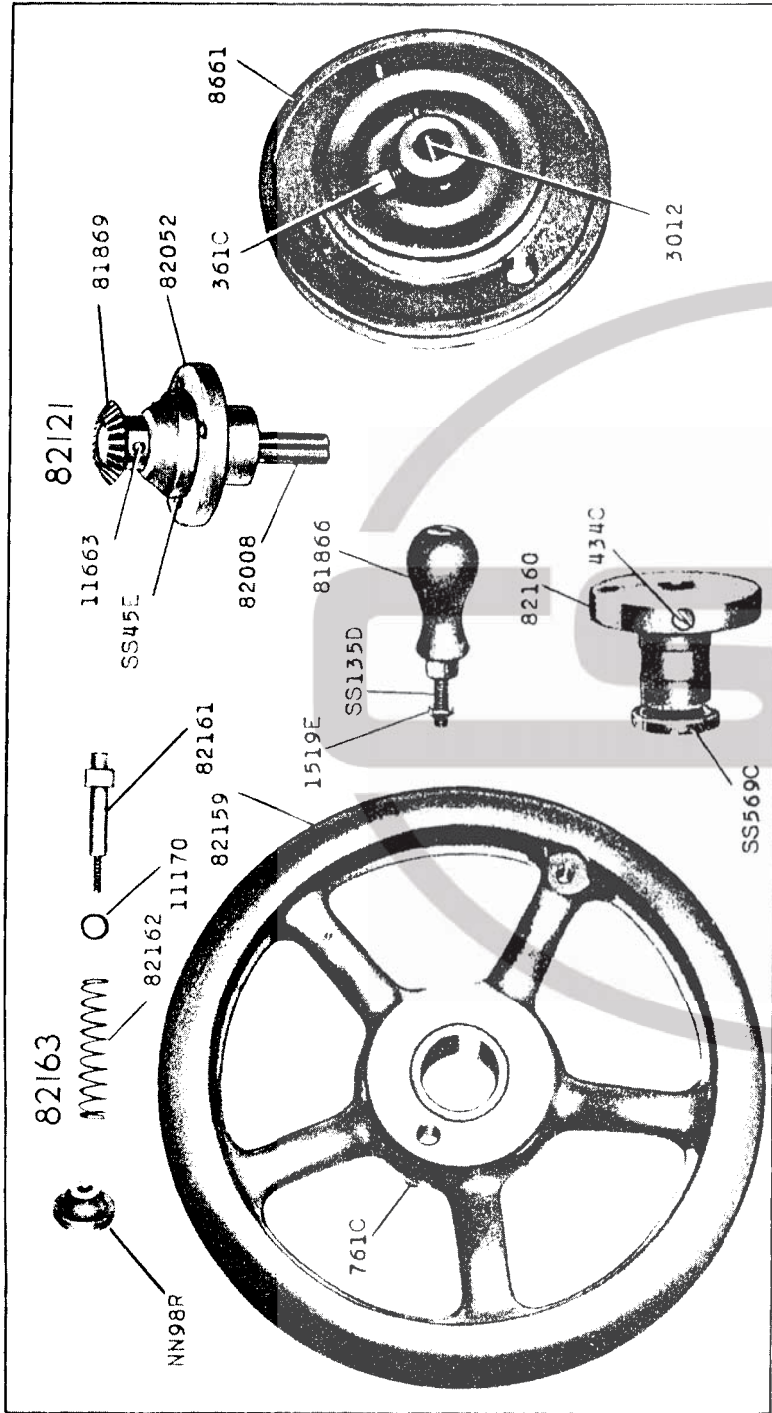
7744 - 1/3



7745 - 2/3



7746 - 1/3



7747 - 2/3

