

**SINGER**

**26W**

# PRICE LIST OF PARTS



# MACHINES OF CLASS 26 w

THE SINGER MANUFACTURING CO.

## INDEX

	PAGE
ACCESSORIES.....	40
BOBBY WINDER.....	40
FEED DOGS.....	45
KNEE LIFTER PARTS.....	41, 42
LAP SEAM FELLERS.....	54
"    "    GUIDE.....	55
MACHINE No. 26 w 1.....	7
"    "    26 w 2.....	16
"    "    26 w 3.....	18
"    "    26 w 100.....	27
"    "    26 w 102.....	28
"    "    26 w 103.....	29
NEEDLE HOLDERS.....	46
NUMERICAL LIST OF PARTS.....	63
OBSOLETE PARTS.....	61
PRESSER FEET.....	47
"    "    FOLDERS.....	56
STARTING TREADLE PARTS.....	43
STRIP REELS.....	57
THREAD UNWINDER.....	42
THROAT PLATES.....	51
UNDER DRIVER.....	59

# Instructions for Ordering

In ordering from this list, use **ONLY** the **PART** number in the **FIRST** column.

The number stamped on a Sewing Machine Part is the number of the Single Part only, except when the part includes Set Screws, Clamping Screws, Studs and Rollers Spun on, Small Wires riveted, or Parts soldered together, etc., which it is necessary to furnish in combination.

Every combination of parts sent out has its specific number which, although not stamped on Parts (except in above cases) must be used when ordering the combination.

Each number always indicates the **SAME PART** in whatever list it appears, or for whatever Machine.

The letters after some of the numbers indicate the style of finish only, as follows:

- A. Hardened, Polished and Plated.
- B. Polished and Plated.
- C. Hardened only.
- D. Polished only.
- E. Soft, not polished.
- F. Hardened and Polished.
- H. Blued.

These letters **MUST BE USED** when they appear in the list and **AFTER** the number, as in the list.

In this series

200001 to 201500 are Screw Numbers.

201501 to 201800 are Nut Numbers.

201801 to 202000 are Roller Numbers.

202001 and upward are numbers of Machine Parts.


The figures in the second column refer only to the plate in which the illustration of the part is shown and are **NOT TO BE USED** in ordering.

Two or more numbers over a cut indicate that the difference between such parts is not visible in an illustration.

Parts marked with an asterisk (\*) are furnished only when repairs are made at the factory.

## LIST OF PARTS COMPLETE

FOR



### MACHINE No. 26 w 1

DROP FEED

For Shirts, Corsets, Underwear, Etc.

In gauges from  $\frac{3}{8}$  to  $2\frac{1}{4}$  inches.

No.	Plate	Name	Each
*204161	---	Arm .....	\$ --
*204412	---	" 204161 with 200439c, 202036 and 204705 .....	---
204163	12305	Arm Cap .....	10
200278n	12311	" " Screw .....	05
202248n	12307	" " Washer .....	05
200963e	12311	" Screw (3) .....	06
202005	12308	" " Washer (3) .....	01
203202	12346	" Shaft .....	1 75
204705	12334	" Bushing (front) .....	35
200439c	12311	" " Position Screw .....	05
204440	12346	" " Connection with four 200054e (3) .....	75
200054e	12307	Arm Shaft Connection Screw .....	03

No.	Plate	Name	Each
202299	—	Arm Shaft Oil Packing (wick) (2).....	\$ 01
204805	12346	Balance Wheel, 5½ in. diam. (belt groove 3 in. diam.), with 200328c and 200335c	1 00
200062H	12311	Balance Wheel Adjusting Screw .....	07
200328c	12311	" " Position Screw .....	04
200335c	12311	" " Set Screw .....	04
*213135	—	Bed .....	—
*212912	—	" 213135 with 200840E, 202062, 202299, 203248, 213124, two each 200362c and 200516E .....	—
202258	12345	Bed Hinge Connection (2) .....	08
200570E	12311	" " Screw (4) .....	05
203329	11904	" Slide (back) .....	30
203301	12334	" " (front), for gauges from ¾ to 1 inch .....	35
213750	11950	Bed Slide (front), for gauges from 1½ to 2½ inches .....	35
203208	12312	Bobbin .....	05
203210	12312	" Case Base with 202056, 203211 to 203213 and 203216 .....	55
203211	12312	Bobbin Case Base Latch .....	05
*202056	12312	" " " " Pin .....	—
203212	12312	" " " " Plunger .....	02
203213	12312	" " " " Spring .....	01
203209	12312	" " Cap with 200984E, 203214, 203215 and two 200594E .....	25
203214	12312	Bobbin Case Tension Spring .....	10
200984E	12312	" " " " Regulating Screw .....	04
200594E	12312	Bobbin Case Tension Spring Screw .....	02
203215	12312	" " Thread Guide .....	05
200594E	12312	" " " " Screw .....	02
203216	12312	" " Washer (cloth) .... Per 100	25
203217	12312	Bobbin Case complete, Nos. 203209 and 203210 .....	80
204533	12346	Face Plate with 200366H, 204730, two each 200368H, 202090, 204281 and three 200397H .....	1 10
200053c	12311	Face Plate Screw .....	04
204730	12386	" " Thread Guide .....	03
200397H	12309	" " " " Set Screw .....	02
204874	12346	Face Plate complete, Nos. 200135c, 200319c, 200577H, 204277 to 204280, 204533, 204555, two each 200309E, 204059 and 204272 .....	3 50
203303	12334	Feed Bar with 204189 .....	50
203309	—	" " 203303 with 200214E, 201525E and 204200 .....	1 00
200214E	12310	Feed Bar Hinge Screw .....	12
201525E	12310	" " " " Nut .....	03

No.	Plate	Name	Each
214424	12386	Feed Bar Spring .....	\$ 04
204189	12306	" " " Hook .....	01
211685	12093	" Dog, for 211681 .....	75
211689	12094	" " " 211686 .....	75
211693	12094	" " " 211690 .....	75
211910	12095	" " " 211909 .....	75
211698	12095	" " " 211695 .....	75
211702	12096	" " " 211699 .....	1 00
211707	12097	" " " 211704 .....	1 00
211712	12098	" " " 211709 .....	1 00
211947	11956	" " " 211949 .....	1 00
200106E	12311	" " Screw (2) .....	02
203233	12305	" Driving Cam with 200382c and 200437c .....	50
204192	—	Feed Driving Cam Fork Lever with 204195 and 204293 .....	85
204193	12334	Feed Driving Cam Fork Lever Conne- ction with 200668c and 201525E .....	35
204194	12306	Feed Driving Cam Fork Lever Conne- ction Clamp with 200031c .....	45
200031c	12311	Feed Driving Cam Fork Lever Conne- ction Clamp Pinch Screw .....	04
200668c	12310	Feed Driving Cam Fork Lever Conne- ction Clamp Screw Stud .....	06
201525E	12310	Feed Driving Cam Fork Lever Conne- ction Clamp Screw Stud Nut .....	03
200002E	12310	Feed Driving Cam Fork Lever Conne- ction Hinge Screw .....	07
201522E	12310	Feed Driving Cam Fork Lever Conne- ction Hinge Screw Nut .....	03
*204195	—	Feed Driving Cam Fork Lever Shaft....	—
204197	12306	" " " " " Col- lar with 200113E .....	15
200113E	12308	Feed Driving Cam Fork Lever Shaft Col- lar Set Screw .....	03
204293	12308	Feed Driving Cam Fork Lever Shaft Position Pin .....	01
204196	12307	Feed Driving Cam Fork Lever Shaft Sleeve (split) .....	25
200043c	12311	Feed Driving Cam Fork Lever Shaft Sleeve Set Screw .....	04
201524E	12310	Feed Driving Cam Fork Lever Shaft Sleeve Set Screw Nut.....	03
204198	12334	Feed Driving Cam Fork Lever complete, Nos. 204192 and 204194 .....	1 30
200437c	12311	Feed Driving Cam Position Screw .....	06
200382c	11902	" " " Set Screw .....	02
204199	12346	" " Rock Shaft .....	35
206554	—	" " " " 204199 with 200002E, 201522E and 204193 .....	80

No.	Plate	Name	Each
202305c	12307	Feed Driving Rock Shaft Center (2)....	\$ 06
200043c	12311	" " " " " " Set Screw (2) .....	04
204200	12305	Feed Driving Rock Shaft Crank with 204189 (on left side) and two 200383c.	35
200383c	12311	Feed Driving Rock Shaft Crank Set Screw .....	02
203235	12308	Feed Lifting Cam with 202126 .....	75
204202	12308	" " " " Fork with 200027E .....	75
200027E	12310	" " " " Pinch Screw .....	04
202126	12308	" " " " Position Pin .....	01
200045c	12310	" " " " Screw .....	03
203305	12334	" " " " Rock Shaft .....	30
203315	12334	" " " " " 203305 with 203238 .....	65
202305c	12307	" " " " " Center (2) .....	06
200043c	12311	" " " " " " Set Screw (2) .....	04
202276	12308	Feed Lifting Rock Shaft Slide Block .....	15
203238	12308	" " " " " " " " .....	35
		202276 with 200243E and 201531E .....	35
200243E	11952	Feed Lifting Rock Shaft Slide Block Hinge Screw .....	08
201531E	12308	Feed Lifting Rock Shaft Slide Block Hinge Screw Nut .....	03
204206	12306	Feed Regulating Handle .....	10
204207	12334	" " " " 204206 with 200098F, 202622, 204208 to 204210 and 204213 .....	55
204208	12307	Feed Regulating Handle Adjustable Stop .....	05
200098F	12307	" " " " " " " " .....	03
204209	12307	Feed Regulating Handle Position Pin .....	01
204210	12306	" " " " " Shaft .....	20
204211	12306	" " " " " " Crank with 200078c .....	20
204212	12307	Feed Regulating Handle Shaft Crank Link .....	15
200271E	12311	Feed Regulating Handle Shaft Crank Link Hinge Screw (lower) .....	05
200291E	12307	Feed Regulating Handle Shaft Crank Link Hinge Screw (upper) .....	05
200078c	12307	Feed Regulating Handle Shaft Crank Set Screw .....	03
204213	12307	Feed Regulating Handle Shaft Sleeve (split) .....	15
200362c	12311	Feed Regulating Handle Shaft Sleeve Set Screw .....	03
202622	12306	Feed Regulating Handle Shaft Sleeve Washer .....	01
202036	12310	Feed Regulating Handle Stop Pin .....	01

No.	Plate	Name	Each
204214	---	Feed Regulating Handle complete, Nos. 200291E, 204207, 204211 and 204212....	\$ 95
*203239	---	Hook (sewing) .....	—
203240	12312	" 203239 with 200600F, 200616F and 203251 .....	2 20
203290	12312	Hook and Bobbin Case complete, Nos. 203217 and 203240 .....	3 00
203241	11007	Hook Bevel Gear Socket, 24 teeth .....	85
213630	12342	" " " " Oil Guard (left) (back) .....	20
213367	12342	Hook Bevel Gear Socket Oil Guard (left) (front) .....	20
213633	12342	Hook Bevel Gear Socket Oil Guard (right) (back) .....	20
213368	12342	Hook Bevel Gear Socket Oil Guard (right) (front) .....	20
200099H	12341	Hook Bevel Gear Socket Oil Guard Screw (4) .....	02
200555H	11007	Hook Bevel Gear Socket Screw .....	05
203242	11007	" " Pinion, 24 teeth, with two 200383c (2) .....	1 00
200383c	12311	Hook Bevel Pinion Set Screw .....	02
213136	12346	" Counter Shaft .....	45
203244	11007	" " " " Collar with two 200393c .....	20
200393c	11007	Hook Counter Shaft Collar Set Screw..	02
203245	11007	" " " " Driving Gear, 44 teeth, with 200362c and 200439c .....	1 00
213154	12305	Hook Counter Shaft Driving Gear 203245 with 200045c and 203235 .....	1 80
200439c	12311	Hook Counter Shaft Driving Gear Posi- tion Screw .....	05
200362c	12311	Hook Counter Shaft Driving Gear Set Screw .....	03
203246	11007	Hook Counter Shaft Gear, 22 teeth, with two 200383c .....	75
200383c	12311	Hook Counter Shaft Gear Set Screw ...	02
202299	---	" " " " Oil Packing (wick)	01
200840E	11007	" " " " " " " " .....	10
		Stop Screw .....	10
213132	12346	Hook Driving Shaft .....	1 60
203248	12334	" " " " Bearing with 202299 .....	20
202299	---	" " " " " " Oil Packing (wick) .....	01
202126	12308	Hook Driving Shaft Bearing Position Pin .....	01
200516E	12311	Hook Driving Shaft Bearing Screw....	08
213124	12341	" " " " Bushing (eccentric).	25
202299	---	" " " " " " Oil Packing (wick) .....	01

No.	Plate	Name	Each
200362c	12311	Hook Driving Shaft Bushing Set Screw	\$ 03
213141	12341	" " " Collar with two 200393c .....	20
200393c	11007	Hook Driving Shaft Collar Set Screw	02
203251	12312	" " " " " Gib .....	40
200600r	12312	" " " " " Hinge Screw .....	02
200616r	12312	" " " " " Screw .....	02
203542	11230	" " Saddle (left), with 200840r and two 202299 .....	1 50
203541	11230	Hook Saddle (right), with 202299 .....	1 25
202299	—	" " " " " Oil Packing (wick) .....	01
200006r	11007	" " " " " Screw (4) .....	07
225585r	11007	" " " " " Washer (4) .....	02
203254	12312	" " " " " Washer .....	20
203544	11230	Hook Saddle (left) complete, Nos. 200555r, 203241, 203254, 203290 and 203542 .....	5 50
203543	11230	Hook Saddle (right) complete, Nos. 200555r, 203241, 203254, 203290 and 203541 .....	5 25
203545	11230	Hook Saddle Combination (left and right) complete, Nos. 203543 and 203544 .....	11 00
202445	11125	Knee Lifter Connection Lever with 202446 .....	07
227311	—	Knee Lifter Connection Lever 202445 with 200224r, 200262r, 227302 and 227308 .....	50
200224r	12306	Knee Lifter Connection Lever Hinge Screw .....	12
227308	11125	Knee Lifter Connection Lever Lifting Rod with 202302 .....	05
202302	12306	Knee Lifter Connection Lever Lifting Rod Cotter Pin .....	01
202446	12306	Knee Lifter Connection Lever Pin .....	03
227302	11125	" " " " " Lifting Lever .....	10
200262r	12306	" " " " " Hinge Screw .....	10
231390	11904	Needle Bar (hollow) .....	80
204248	12307	" " " " " Connecting Link .....	35
200658c	12307	" " " " " Hinge Screw Stud .....	10
201519c	12307	Needle Bar Connecting Link Hinge Screw Stud Nut .....	03
204249	12308	Needle Bar Connecting Stud with 200072c and 202277 .....	40
202277	—	Needle Bar Connecting Stud Oil Packing (wick) .....	01
200072c	12308	Needle Bar Connecting Stud Pinch Screw	03
204326	—	" " " " " Packing Cord (2) .....	25
200504r	12310	" " " " " Screw Bushing (lower) .....	05

No.	Plate	Name	Each
200503r	12310	Needle Bar Screw Bushing (upper) .....	\$ 05
231385	11953	" " Holder, in $\frac{3}{4}$ in. gauge, with 201030r and two 200141r .....	1 50
231386	11953	Needle Holder, in gauges from $\frac{3}{8}$ to $\frac{21}{16}$ in., in steps of $\frac{1}{16}$ in., with 201030r and two 200141r .....	1 75
201030r	11953	Needle Holder Screw .....	02
200141r	11953	" " Set Screw .....	02
204251	12334	Presser Bar (hollow), with 200074r .....	80
204252	12308	" " " " " Lifter .....	20
200550c	12311	" " " " " Hinge Screw .....	08
204253	12308	" " " " " Lifting Bracket with 200086c	40
200086c	12308	" " " " " Pinch Screw .....	03
204254	12307	" " " " " Position Guide .....	30
200362c	12311	" " " " " Guide Set Screw .....	03
204327	12306	Presser Bar Packing Washer (felt) ..... Per 100	25
200504r	12310	Presser Bar Screw Bushing (lower) .....	05
204255	12310	" " " " " Spring .....	10
200491r	12305	" " " " " Thumb Screw (pressure reg- ulating) .....	25
229107	11957	Presser Foot, 46 needle hole, for needle sizes 5 to 7, in $\frac{3}{4}$ in. gauge .....	85
229108	13073	Presser Foot, 46 needle hole, for needle sizes 5 to 7, in gauges from $\frac{3}{8}$ to 1 in., in steps of $\frac{1}{16}$ inch .....	95
229110	13073	Presser Foot, 46 needle hole, for needle sizes 5 to 7, in gauges from $1\frac{1}{16}$ to $1\frac{1}{2}$ in steps of $\frac{1}{16}$ inch .....	1 25
229117	13075	Presser Foot, 46 needle hole, for needle sizes 5 to 7, in gauges from $1\frac{1}{16}$ to 2 in., in steps of $\frac{1}{16}$ inch .....	1 50
200074r	12308	Presser Foot Screw .....	03
212920	—	Take-up Cam with 200335c and 200430c ..	1 35
203268	12334	" " " " " 212920 with 200383c, 200658c and 201519c .....	1 50
203172	12307	Take-up Cam Friction Washer .....	05
200430c	12311	" " " " " Position Screw .....	08
200383c	12311	" " " " " Check Screw .....	02
200335c	12311	" " " " " Set Screw .....	04
204553	12386	" " " " " Lever with 204265 .....	75
206601	—	" " " " " 204553 with 204263 .....	90
204263	12310	" " " " " Bearing with 204264 .....	15
204264	12306	" " " " " Position Pin .....	01
200042r	12311	" " " " " Screw .....	05
204265	—	" " " " " Oil Guard .....	05
204816	12307	" " " " " Roller .....	12
204554	12386	Take-up Lever complete, Nos. 200042r, 204816 and 206601 .....	1 00

No.	Plate	Name	Each
202402	12309	Tension Disc .....	\$ 05
202090	12309	" " Position Pin .....	01
204555	11952	" Release Lever .....	10
200309E	10483	" " Screw .....	04
202075	12309	" " Plunger .....	03
215609	—	" " Slide .....	18
204268	12310	" " " 215609 with 204269 ..	20
204269	12308	" " " Spring .....	02
202407	12309	" Spring .....	05
200632H	12309	" Stud .....	20
200397H	12309	" " Set Screw .....	02
201572B	12309	" Thumb Nut .....	04
204271	12309	" Washer .....	05
204272	12309	Tension complete, Nos. 200632H, 201572B, 202075, 202407, 204271 and two 202402	50
204273	12308	Thread Controller Adjusting Collar with 200684H (for Presser Bar) .....	15
200684H	12308	Thread Controller Adjusting Collar Screw	04
204274	12309	" " Plate .....	12
200577H	12311	" " Screw .....	02
202098	12309	" " Roller .....	05
204275	12309	" " " Guard .....	10
202084	12309	" " " Washer .....	01
200300G	12309	" " " Screw .....	04
204276	12309	" " Spring .... (Per 100 \$1.25)	03
204333	12309	" " " Guard .....	08
200581H	12309	" " " Screw .....	02
204277	12309	" " " Stop .....	15
204278	12309	" " " " Driving Gear	10
200319C	12309	" " " " " " " "	
		Hinge Screw .....	04
200135C	12309	Thread Controller Spring Stop Screw ..	03
204279	12309	" " " Stud with 204925	10
200366H	11902	" " " " Set Screw	02
204925	12306	" " " " Washer ..	01
205987	12309	Thread Controller complete, Nos. 200300G, 200581H, 202084, 202098, 204274, 204275 and 204333 .....	42
204280	12309	Thread Controller and Spring complete, Nos. 204276 and 205987 .....	45
203313	12386	Thread Guide .....	10
204556	12386	" " .....	05
204281	12309	" Retainer Guide Wire .....	01
202091	12309	" " Sleeve .....	05
202092	12309	" " Spring .....	01
204058B	12309	" " Stud .....	07
200368H	12309	" " " Set Screw .....	02
204059	12309	Thread Retainer complete, Nos. 202091, 202092 and 204058B .....	15

No.	Plate	Name	Each
211681	12093	Throat Plate, 50 needle hole, for needle sizes 3 to 5, in gauges $\frac{3}{8}$ , $\frac{33}{64}$ , $\frac{13}{16}$ , $\frac{31}{64}$ and $\frac{7}{8}$ in., for 211685 .....	\$ 1 50
211686	12094	Throat Plate, 50 needle hole, for needle sizes 3 to 5, in gauges from $\frac{33}{64}$ to $\frac{13}{16}$ in., in steps of $\frac{1}{32}$ in., for 211689 .....	1 50
211690	12094	Throat Plate, 50 needle hole, for needle sizes 3 to 5, in gauges $\frac{13}{16}$ and $\frac{13}{16}$ in., for 211693 .....	1 50
211909	12095	Throat Plate, 50 needle hole, for needle sizes 3 to 5, in $\frac{13}{16}$ in. gauge, for 211910	1 50
211695	12095	Throat Plate, 50 needle hole, for needle, sizes 3 to 5, in gauges $\frac{11}{16}$ , $\frac{13}{16}$ and $\frac{13}{16}$ in., for 211698 .....	1 50
211699	12096	Throat Plate, 50 needle hole, for needle sizes 3 to 5, in gauges from $\frac{13}{16}$ to $\frac{13}{16}$ in., in steps of $\frac{1}{32}$ in., for 211702 .....	2 00
211704	12097	Throat Plate, 50 needle hole, for needle sizes 3 to 5, in gauges from $\frac{13}{16}$ to $\frac{13}{16}$ in., in steps of $\frac{1}{32}$ in., for 211707 .....	2 00
211709	12098	Throat Plate, 50 needle hole, for needle sizes 3 to 5, in gauges from $\frac{13}{16}$ to $\frac{23}{16}$ in., in steps of $\frac{1}{32}$ in., for 211712 .....	2 00
211949	11956	Throat Plate, 50 needle hole, for needle sizes 3 to 5, in gauges $\frac{23}{16}$ , $\frac{23}{16}$ and $\frac{21}{16}$ in., for 211947 .....	2 00
200161D	12319	Throat Plate Clamp Screw .....	04
202062	12308	" " Position Pin .....	01
200577H	12311	" " Screw .....	02

## MACHINE No. 26 w 2

### DROP FEED

For Shirts, Corsets, Underwear, Etc.

In gauges from  $\frac{3}{4}$  to  $2\frac{1}{4}$  inches.

The same as Machine No. 26 w 1 with the following exceptions:

No.	Plate	Name	Each
211684	12093	Feed Dog, for 211683	\$ 75
211689	12094	" " " 211688	75
211694	12094	" " " 211692	75
211910	12095	" " " 211243	75
211703	12096	" " " 211701	1 00
211698	12095	" " " 211697	75
211708	12097	" " " 211706	1 00
211712	12098	" " " 211711	1 00
211946	11956	" " " 211948	1 00
201258	12386	Presser Bar Spring (heavy), in place of 204255	10
230795	11902	Presser Foot Hinge Pin	91
229179	—	" " " Plate, for 229180	1 10
229165	—	" " " " 229166	1 25
229181	—	" " " " 229182	1 50
229186	—	" " " " 229187	1 75
202923	—	" " " Shank	60
229180	11958	Presser Foot (hinged) complete, 38 needle hole, for needle sizes 9 to 12, in $\frac{3}{4}$ in. gauge, Nos. 202923, 229179 and 230795	1 85
229166	11958	Presser Foot (hinged) complete, 38 needle hole, for needle sizes 9 to 12, in gauges from $\frac{3}{8}$ to $1\frac{1}{16}$ in., in steps of $\frac{1}{16}$ in., Nos. 202923, 229165 and 230795	2 00
229182	11958	Presser Foot (hinged) complete, 38 needle hole, for needle sizes 9 to 12, in gauges from $1\frac{1}{8}$ to $1\frac{1}{2}$ in., in steps of $\frac{1}{8}$ in., Nos. 202923, 229181 and 230795	2 25
229187	11958	Presser Foot (hinged) complete, 38 needle hole, for needle sizes 9 to 12, in gauges from $1\frac{3}{8}$ to $1\frac{1}{2}$ in., in steps of $\frac{1}{8}$ in., Nos. 202923, 229186 and 230795	2 50
211683	12093	Throat Plate, 40 needle hole, for needle sizes 7 to 9, in gauges $\frac{7}{8}$ , $\frac{3}{4}$ , $\frac{13}{16}$ , $\frac{3}{5}$ and $\frac{7}{8}$ in., for 211684	1 50

No.	Plate	Name	Each
211688	12094	Throat Plate, 40 needle hole, for needle sizes 7 to 9, in gauges from $\frac{3}{8}$ to $1\frac{1}{8}$ in., in steps of $\frac{1}{16}$ in., for 211689	1 50
211692	12094	Throat Plate, 40 needle hole, for needle sizes 7 to 9, in gauges $1\frac{1}{8}$ and $1\frac{1}{4}$ in., for 211694	1 50
211243	12095	Throat Plate, 40 needle hole, for needle sizes 7 to 9, in $1\frac{1}{2}$ in. gauge, for 211910	1 50
211697	12095	Throat Plate, 40 needle hole, for needle sizes 7 to 9, in gauges $1\frac{1}{4}$ , $1\frac{3}{8}$ and $1\frac{1}{2}$ in., for 211698	1 50
211701	12096	Throat Plate, 40 needle hole, for needle sizes 7 to 9, in gauges from $1\frac{1}{8}$ to $1\frac{1}{2}$ in., in steps of $\frac{1}{16}$ in., for 211703	2 00
211706	12097	Throat Plate, 40 needle hole, for needle sizes 7 to 9, in gauges from $1\frac{1}{8}$ to $1\frac{1}{2}$ in., in steps of $\frac{1}{16}$ in., for 211708	2 00
211711	12098	Throat Plate, 40 needle hole, for needle sizes 7 to 9, in gauges from $1\frac{1}{8}$ to $1\frac{1}{2}$ in., in steps of $\frac{1}{16}$ in., for 211712	2 00
211948	11956	Throat Plate, 46 needle hole, for needle sizes 5 to 7, in gauges $2\frac{3}{8}$ , $2\frac{1}{2}$ and $2\frac{1}{4}$ in., for 211946	2 00



## LIST OF PARTS COMPLETE

FOR

## MACHINE No. 26 w 3

DROP FEED. ALTERNATING PRESSERS.

For Tailoring.

In gauges from  $\frac{3}{8}$  to  $2\frac{1}{4}$  inches.

No.	Plate	Name	Each
*204171	—	Arm .....	\$ —
*204117	—	" 204471 with 200439c, 202036 and 204705 .....	—
204163	12305	Arm Cap .....	10
200278H	12311	" " Screw .....	05
202248H	12307	" " " Washer .....	05
200963E	12311	" Screw (3) .....	06
202005	12308	" " Washer (3) .....	01
213001	11901	" Shaft .....	1 85
204705	12331	" " Bushing (front) .....	35
200439c	12311	" " " Position Screw .....	05
204440	12346	" " Connection with four 200054E (2) .....	75
200054E	12307	Arm Shaft Connection Screw .....	03
202299	—	" " Oil Packing (wick) (2) .....	01
204805	12346	Balance Wheel, 5 $\frac{1}{2}$ in. diam. (belt groove 3 in diam.), with 200328c and 200335c	1 00
200062H	12311	Balance Wheel Adjusting Screw .....	07
200328c	12311	" " Position Screw .....	01
200335c	12311	" " Set Screw .....	01
*213135	—	Bed .....	—
*212912	—	" 213135 with 200840E, 202062, 202299, 203248, 213124, two each 200362c and 200516E .....	—
202258	12345	Bed Hinge Connection (2) .....	08
200570E	12311	" " " Screw (1) .....	05
203329	11901	" Slide (back) .....	30
203301	12334	" " (front), for gauges from $\frac{3}{8}$ to 1 inch .....	35
213750	11950	Bed Slide (front), for gauges from $1\frac{1}{2}$ to $2\frac{1}{4}$ inch .....	35
203208	12312	Robbin .....	05
203210	12312	" Case Base with 202056, 203211 to 203213 and 203216 .....	55
203211	12312	Robbin Case Base Latch .....	05

No.	Plate	Name	Each
*202056	12312	Robbin Case Base Latch Pin .....	\$ —
203212	12312	" " " " Plunger .....	02
203213	12312	" " " " Spring .....	01
203209	12312	" " Cap with 200984E, 203214, 203215 and two 200594E .....	25
203214	12312	Robbin Case Tension Spring .....	10
200984E	12312	" " " " Regulating Screw .....	04
200594E	12312	Robbin Case Tension Spring Screw .....	02
203215	12312	" " Thread Guide .....	05
200594E	12312	" " " " Screw .....	02
203216	12312	" " Washer (cloth) ....Per 100	25
203217	12312	Robbin Case complete, Nos. 203209 and 203210 .....	80
213716	11901	Face Plate with 200366H, 202087, 204730, two each 200368H, 202090, 201281 and three 200397H .....	1 10
200053c	12311	Face Plate Screw .....	04
204730	12386	" " Thread Guide .....	03
200397H	12309	" " " " Set Screw ...	02
213717	11901	Face Plate complete, Nos. 200577H, 202088, 203766, 204280, 213716, two each 200309E, 204059 and 204272 .....	3 50
203303	12334	Feed Bar with 204189 .....	50
203309	—	" " 203303 with 200214E, 201525E and 204200 .....	1 00
200214E	12310	Feed Bar Hinge Screw .....	12
201525E	12310	" " " " Nut .....	03
214124	12386	" " Spring .....	04
204189	12306	" " " Hook .....	01
211685	12093	" Dog, for 211682 .....	75
211689	12094	" " " 211687 .....	75
211693	12094	" " " 211691 .....	75
211910	12095	" " " 211909 .....	75
211698	12095	" " " 211696 .....	75
211702	12096	" " " 211700 .....	1 00
211707	12097	" " " 211705 .....	1 00
211712	12098	" " " 211710 .....	1 00
211947	11956	" " " 211949 .....	1 00
200106E	12311	" " Screw (2) .....	02
203233	12305	" Driving Cam with 200382c and 200437c .....	50
204192	—	Feed Driving Cam Fork Lever with 204195 and 204293 .....	85
204193	12334	Feed Driving Cam Fork Lever Conne- ction with 200668c and 201525E .....	35
204194	12306	Feed Driving Cam Fork Lever Conne- ction Clamp with 200031c .....	45
200031c	12311	Feed Driving Cam Fork Lever Conne- ction Clamp Pinch Screw .....	04

No.	Plate	Name	Each
200668c	12310	Feed Driving Cam Fork Lever Connection Clamp Screw Stud	\$ 06
201525e	12310	Feed Driving Cam Fork Lever Connection Clamp Screw Stud Nut	03
200002e	12310	Feed Driving Cam Fork Lever Connection Hinge Screw	07
201522e	12310	Feed Driving Cam Fork Lever Connection Hinge Screw Nut	03
*204195	---	Feed Driving Cam Fork Lever Shaft	—
204197	12306	" " " " " " Col- lar with 200113e	15
200113e	12308	Feed Driving Cam Fork Lever Shaft Col- lar Set Screw	03
204293	12308	Feed Driving Cam Fork Lever Shaft Position Pin	01
204196	12307	Feed Driving Cam Fork Lever Shaft Sleeve (split)	25
200043c	12311	Feed Driving Cam Fork Lever Shaft Sleeve Set Screw	04
201524e	12310	Feed Driving Cam Fork Lever Shaft Sleeve Set Screw Nut	03
204198	12334	Feed Driving Cam Fork Lever complete, Nos. 204192 and 204191	1 30
200437c	12311	Feed Driving Cam Position Screw	06
200382c	11902	" " " Set Screw	02
204199	12346	" " Rock Shaft	35
206554	---	" " " " 204199 with 200002e, 201522e and 204193	80
202305c	12307	Feed Driving Rock Shaft Center (2)	06
200043c	12311	" " " " " Set Screw (2)	04
204200	12305	Feed Driving Rock Shaft Crank with 204189 (on left side) and two 200383c	35
200383c	12311	Feed Driving Rock Shaft Crank Set Screw	02
203235	12308	Feed Lifting Cam with 202126	75
204202	12308	" " " Fork with 200027e	75
200027e	12310	" " " " Pinch Screw	04
202126	12308	" " " Position Pin	01
200045c	12310	" " " Screw	03
203305	12334	" " Rock Shaft	30
203315	12334	" " " " 203305 with 203238	65
202305c	12307	Feed Lifting Rock Shaft Center (2)	06
200043c	12311	" " " " " Set Screw (2)	04
202276	12308	Feed Lifting Rock Shaft Slide Block	15
203238	12308	" " " " " 202276 with 200243e and 201531e	35

No.	Plate	Name	Each
200243e	11952	Feed Lifting Rock Shaft Slide Block Hinge Screw	\$ 08
201531e	12308	Feed Lifting Rock Shaft Slide Block Hinge Screw Nut	03
201206	12306	Feed Regulating Handle	10
204207	12334	" " " 204206 with 200098e, 202622, 204208 to 204210 and 204213	55
204208	12307	Feed Regulating Handle Adjustable Stop	05
200098e	12307	" " " " " Screw	03
204209	12307	Feed Regulating Handle Position Pin	01
204210	12306	" " " Shaft	20
204211	12306	" " " " Crank with 200078c	20
204212	12307	Feed Regulating Handle Shaft Crank Link	15
200271e	12311	Feed Regulating Handle Shaft Crank Link Hinge Screw (lower)	05
200291e	12307	Feed Regulating Handle Shaft Crank Link Hinge Screw (upper)	05
200078c	12307	Feed Regulating Handle Shaft Crank Set Screw	03
204213	12307	Feed Regulating Handle Shaft Sleeve (split)	15
200362c	12311	Feed Regulating Handle Shaft Sleeve Set Screw	03
202622	12306	Feed Regulating Handle Shaft Sleeve Washer	01
202036	12310	Feed Regulating Handle Stop Pin	01
204214	---	Feed Regulating Handle complete, Nos. 200291e, 204207, 204211 and 204212	95
*203239	---	Hook (sewing)	—
203240	12312	" 203239 with 200600e, 200616e and 203251	2 20
203290	12312	Hook and Bobbin Case complete, Nos. 203217 and 203240	3 00
203241	11007	Hook Bevel Gear Socket, 24 teeth	85
213630	12342	" " " Oil Guard (left) (back)	20
213367	12342	Hook Bevel Gear Socket Oil Guard (left) (front)	20
213633	12342	Hook Bevel Gear Socket Oil Guard (right) (back)	20
213638	12342	Hook Bevel Gear Socket Oil Guard (right) (front)	20
200099e	12341	Hook Bevel Gear Socket Oil Guard Screw (H)	02
200555e	11007	Hook Bevel Gear Socket Screw	05

No.	Plate	Name	Each
203242	11007	Hook Bevel Pinion, 24 teeth, with two 200383c (2) .....	\$ 1 00
200383c	12311	Hook Bevel Pinion Set Screw .....	02
213136	12346	" Counter Shaft .....	45
203244	11007	" " " Collar with two 200393c .....	20
200393c	11007	Hook Counter Shaft Collar Set Screw..	02
203245	11007	" " " Driving Gear, 44 teeth, with 200362c and 200139c.....	1 00
213154	12305	Hook Counter Shaft Driving Gear 203245 with 200045c and 203235 .....	1 80
200439c	12311	Hook Counter Shaft Driving Gear Position Screw .....	05
200362c	12311	Hook Counter Shaft Driving Gear Set Screw .....	03
203246	11007	Hook Counter Shaft Gear, 22 teeth, with two 200383c .....	75
200383c	12311	Hook Counter Shaft Gear Set Screw....	02
202299	—	" " " Oil Packing (wick)..	01
200840E	11007	" " " " " " " " " Stop Screw .....	10
213132	12346	Hook Driving Shaft .....	1 60
203248	12334	" " " Bearing with 202299	20
202299	—	" " " " Oil Packing (wick) .....	01
202126	12308	Hook Driving Shaft Bearing Position Pin	01
200516E	12311	" " " " Screw .....	08
213124	12341	" " " Bushing (eccentric)..	25
202299	—	" " " " Oil Packing (wick) .....	01
200362c	12311	Hook Driving Shaft Bushing Set Screw..	03
213141	12341	" " " Collar with two 200393c .....	20
200393c	11007	Hook Driving Shaft Collar Set Screw..	02
203251	12312	" Gib .....	40
200600F	12312	" " Hinge Screw .....	02
200616F	12312	" " Screw .....	02
203542	11230	" Saddle (left), with 200840c and two 202299 .....	1 50
203541	11230	Hook Saddle (right), with 202299 .....	1 25
202299	—	" " Oil Packing (wick) .....	01
200006E	11007	" " Screw (4) .....	07
225585E	11007	" " Washer (4) .....	02
203254	12312	" Washer .....	20
203544	11230	Hook Saddle (left) complete, Nos. 200555n, 203241, 203254, 203290 and 203542 .....	5 50
203543	11230	Hook Saddle (right) complete, Nos. 200555n, 203241, 203254, 203290 and 203541 .....	5 25

No.	Plate	Name	Each
203545	11230	Hook Saddle Combination (left and right) complete, Nos. 203543 and 203541 .....	\$11 00
202415	11125	Knee Lifter Connection Lever with 202446 .....	07
227311	—	Knee Lifter Connection Lever 202445 with 200224n, 200262n, 227302 and 227308 .....	50
200224n	12306	Knee Lifter Connection Lever Hinge Screw .....	12
227308	11125	Knee Lifter Connection Lever Lifting Rod with 202302 .....	05
202302	12306	Knee Lifter Connection Lever Lifting Rod Cotter Pin .....	01
202446	12306	Knee Lifter Connection Lever Pin.....	03
227302	11125	" " Lifting Lever .....	10
200262n	12306	" " " " Hinge Screw..	10
204475	10483	Lifting Lever with 200122n .....	1 00
208389	—	" " 204475 with 200935E, 201534E, 204478 and 206659 .....	2 10
213004	11902	Lifting Lever Driving Crank .....	80
204478	10483	" " " " Link .....	40
200122n	10483	" " " " " Stop Screw .....	03
200400c	11902	Lifting Lever Driving Crank Position Screw .....	04
200387c	12376	Lifting Lever Driving Crank Position Screw Set Screw .....	02
204479	11902	Lifting Lever Driving Crank Position Screw Set Screw Packing (brass)....	01
200181n	10483	Lifting Lever Stop Screw .....	03
204480	10483	" " Stud Lifting Bracket with 200086c and 200181n .....	75
208390	—	Lifting Lever Stud Lifting Bracket 204480 with 208389 .....	2 85
200086c	12308	Lifting Lever Stud Lifting Bracket Pinch Screw .....	03
229654	11960	Lifting Presser Foot, 46 needle hole, for needle sizes 5 to 7, in gauges $\frac{3}{16}$ , $\frac{7}{16}$ , $\frac{11}{16}$ and $\frac{13}{16}$ in., for 229655 .....	3 00
206683	11960	Lifting Presser Foot, 46 needle hole, for needle sizes 5 to 7, in gauges from $\frac{3}{16}$ to $\frac{11}{16}$ in., in steps of $\frac{1}{16}$ in., for 206685 .....	3 00
229659	11961	Lifting Presser Foot, 46 needle hole, for needle sizes 5 to 7, in gauges from $\frac{1}{16}$ to $\frac{13}{16}$ in., in steps of $\frac{1}{16}$ in., for 229660 .....	3 75
206687	11962	Lifting Presser Foot, 46 needle hole, for needle sizes 5 to 7, in gauges from $\frac{1}{16}$ to $\frac{13}{16}$ in., in steps of $\frac{1}{16}$ in., for 206689 .....	4 00
200074E	12308	Lifting Presser Foot Screw .....	03

No.	Plate	Name	Each
231390	11904	Needle Bar (hollow)	\$ 80
204484	10183	" " Connecting Link with 200188c	50
200188c	10483	Needle Bar Connecting Link Pinch Screw	02
204249	12308	" " " Stud with 200072c and 202277	10
202277	---	Needle Bar Connecting Stud Oil Packing (wick)	01
200072c	12308	Needle Bar Connecting Stud Pinch Screw	03
204326	---	" " Packing Cord (2) Per 100	25
200504E	12310	" " Screw Bushing (lower)	05
200503B	12310	" " " " (upper)	05
231385	11953	" Holder, in $\frac{3}{16}$ in. gauge, with 201030E and two 200141E	1 50
231386	11953	Needle Holder, in gauges from $\frac{1}{16}$ to $\frac{1}{4}$ in., in steps of $\frac{1}{32}$ in., with 201030E and two 200141E	1 75
201030E	11953	Needle Holder Screw	02
200141E	11953	" Set Screw	02
204254	12334	Presser Bar (hollow), with 200074E	80
204252	12308	" " Lifter	20
200550c	12311	" " " Hinge Screw	08
204481	11902	" " Lifting Bracket Position Guide	35
200362c	12311	Presser Bar Lifting Bracket Position Guide Set Screw	03
204327	12306	Presser Bar Packing Washer (felt) Per 100	25
200504E	12310	Presser Bar Screw Bushing (lower)	05
204482	11902	" " Spring	15
200491B	12305	" " Thumb Screw (pressure regulating)	25
201506B	12376	Presser Bar Thumb Screw Check Nut	06
213925	11904	Take-up Cam with 200347c, 200383c, 200387c, 200400c, 200430c and 204479c	1 75
203172	12307	Take-up Cam Friction Washer	05
200430c	12311	" " Position Screw	08
200383c	12311	" " " " Check Screw	02
200347c	12321	" " Set Screw	03
213005	11904	Take-up Cam complete, Nos. 204484, 213004 and 213925	3 00
204553	12386	Take-up Lever with 204265	75
206601	---	" " 204553 with 204263	90
204263	12310	" " Bearing with 204264	15
204264	12306	" " " Position Pin	01
200042E	12311	" " " Screw	05
204265	---	" " Oil Guard	05
201816	12307	" " Roller	12
204554	12386	Take-up Lever complete, Nos. 200042E, 201816 and 206601	1 00

No.	Plate	Name	Each
202402	12309	Tension Disc	\$ 05
202090	12309	" " Position Pin	01
203766	11952	" Release Lever	10
200309E	10483	" " " Screw	04
202075	12309	" " Plunger	03
215609	---	" " Slide	18
204268	12310	" " " 215609 with 204269	20
204269	12308	" " " Spring	02
202407	12309	" Spring	05
200632B	12309	" Stud	20
200397B	12309	" " Set Screw	02
204572B	12309	" Thumb Nut	04
204271	12309	" Washer	05
204272	12309	Tension complete, Nos. 200632B, 201572B, 202075, 202407, 204271 and two 202402	50
204271	12309	Thread Controller Plate	12
200577B	12311	" " " Screw	02
202098	12309	" " Roller	05
204275	12309	" " " Guard	10
202081	12309	" " " Washer	01
200300c	12309	" " " Screw	04
204276	12309	" " Spring (Per 100 \$1.25)	03
204333	12309	" " " Guard	08
200581B	12309	" " " " Screw	02
202087	11952	" " " Stop	03
202088	10483	" " " Stud with 204925	10
200366B	11902	" " " Set Screw	02
204925	12306	" " " " Washer	01
205987	12309	Thread Controller complete, Nos. 200300c, 200581B, 202081, 202098, 204274, 204275 and 204333	42
204280	12309	Thread Controller and Spring complete, Nos. 204276 and 205987	45
203313	12386	Thread Guide	10
204556	12386	" " "	05
204281	12309	" Retainer Guide Wire	01
202091	12309	" " Sleeve	05
202092	12309	" " Spring	01
204058B	12309	" " Stud	07
200368B	12309	" " " Set Screw	02
204059	12309	Thread Retainer complete, Nos. 202091, 202092 and 204058B	15
211682	12093	Throat Plate, 46 needle hole, for needle sizes 5 to 7, in gauges $\frac{3}{16}$ , $\frac{13}{32}$ , $\frac{15}{32}$ , $\frac{17}{32}$ and $\frac{1}{2}$ in., for 211685	1 50
211687	12094	Throat Plate, 46 needle hole, for needle sizes 5 to 7, in gauges from $\frac{3}{16}$ to $\frac{1}{4}$ in., in steps of $\frac{1}{32}$ in., for 211689	1 50

No.	Plate	Name	Each
211691	12094	Throat Plate, 46 needle hole, for needle sizes 5 to 7, in gauges $1\frac{1}{8}$ and $1\frac{1}{4}$ in., for 211693 .....	\$ 1 50
211909	12095	Throat Plate, 50 needle hole, for needle sizes 3 to 5, in $1\frac{1}{8}$ in. gauge, for 211910 .....	1 50
211696	12095	Throat Plate, 46 needle hole, for needle sizes 5 to 7, in gauges $1\frac{1}{4}$ , $1\frac{3}{8}$ and $1\frac{1}{2}$ in., for 211698 .....	1 50
211700	12096	Throat Plate, 46 needle hole, for needle sizes 5 to 7, in gauges from $1\frac{1}{8}$ to $1\frac{1}{2}$ in., in steps of $\frac{1}{16}$ in., for 211702 .....	2 00
211705	12097	Throat Plate, 46 needle hole, for needle sizes 5 to 7, in gauges from $1\frac{1}{8}$ to $1\frac{1}{2}$ in., in steps of $\frac{1}{16}$ in., for 211707 .....	2 00
211710	12098	Throat Plate, 46 needle hole, for needle sizes 5 to 7, in gauges from $1\frac{1}{8}$ to $2\frac{1}{4}$ in., in steps of $\frac{1}{16}$ in., for 211712 .....	2 00
211949	11956	Throat Plate, 50 needle hole, for needle sizes 3 to 5, in gauges $2\frac{1}{8}$ , $2\frac{1}{4}$ and $2\frac{1}{2}$ in., for 211947 .....	2 00
200161D	12319	Throat Plate Clamp Screw .....	04
202062	12308	" " Position Pin .....	01
200577H	12311	" " Screw .....	02
206660	—	Vibrating Presser Bar .....	45
206659	12376	" " " 206660 with 204493 and two 200138D .....	60
200935F	11952	Vibrating Presser Bar Hinge Screw ....	08
201534E	11902	" " " " Nut .....	03
229838	12376	" " " Position Stop .....	50
200053C	12311	" " " " " Screw .....	04
204493	12376	Vibrating Presser Bar Spring .....	10
200138D	11902	" " " " Screw .....	02
229655	11960	" " Foot, for 229654 .....	2 00
206685	11960	" " " " 206683 .....	2 00
229660	11961	" " " " 229659 .....	3 75
206689	11962	" " " " 206687 .....	3 75
200098F	12307	" " " Screw .....	03
203357	11902	" " " Washer .....	01

## MACHINE No. 26 w 100

For Shirts, Corsets, Underwear, Etc.

In gauges from  $\frac{3}{8}$  to  $2\frac{1}{4}$  inches.

The same as Machine No. 26 w 1 with the following exceptions:

No.	Plate	Name	Each
*204290	—	Arm, in place of 204161 .....	\$ —
*204413	—	" 204290 with 200439c, 202036 and 204705, in place of 204412 .....	—
213622	12346	Arm Shaft, in place of 203202 .....	2 00
*213137	—	Bed, in place of 213135 .....	—
*212926	—	" 213137 with 200840E, 202062, 202299, 203248, 213124, two each 200362c and 200516E, in place of 212912 .....	—
204294	12346	Feed Driving Rock Shaft, in place of 204199 .....	35
206555	—	Feed Driving Rock Shaft 204294 with 200002E, 201522E and 204193, in place of 206554 .....	80
213139	12346	Hook Driving Shaft, in place of 213132 .....	1 75
227312	—	Knee Lifter Connection Lever 202445 with 200224H, 200262H, 227303 and 227308, in place of 227311 .....	50
227303	11125	Knee Lifter Lifting Lever, in place of 227302 .....	12

No.	Plate	Name	Each
203211	12312	Bobbin Case Base Latch .....	\$ .05
*202056	12312	" " " " Pin .....	--
203212	12312	" " " " Plunger .....	02
203213	12312	" " " " Spring .....	01
203209	12312	" " Cap with 200984e, 203214, 203215 and two 200594e .....	25
203214	12312	Bobbin Case Tension Spring .....	10
200984e	12312	" " " " Regulating Screw .....	04
200594e	12312	Bobbin Case Tension Spring Screw .....	02
203215	12312	" " Thread Guide .....	05
200594e	12312	" " " " Screw .....	02
203216	12312	" " Washer (cloth) .....	Per 100
203217	12312	Bobbin Case complete, Nos. 203209 and 203210 .....	80
206037	11950	Count Regulating Index Lever (20 to 60), with two 204190 .....	2 00
200791e	11952	Count Regulating Index Lever Slide .....	15
203357	11902	" " " " " " .....	01
201581b	11952	Count Regulating Index Lever Slide Wing Nut .....	12
206039	11951	Counting Wheel .....	2 25
206040	---	" " 206039 with 200162b and 206057 to 206059 .....	4 00
206041	10525	Counting Wheel Driving Clutch with 204189 .....	25
206042	10525	Counting Wheel Driving Clutch Spring .....	03
204189	12306	" " " " " " .....	01
204190	11953	Counting Wheel Driving Clutch Spring Hook .....	01
206043	10525	Counting Wheel Driving Eccentric with 202090 .....	50
206044	10525	Counting Wheel Driving Eccentric 206043 with 206046 .....	60
206045	11952	Counting Wheel Driving Eccentric Pit- man with 204923 .....	75
204923	11952	Counting Wheel Driving Eccentric Pit- man Bearing .....	10
202090	12309	Counting Wheel Driving Eccentric Posi- tion Pin .....	01
200013e	11952	Counting Wheel Driving Eccentric Screw Stud .....	10
206046	10525	Counting Wheel Driving Eccentric Washer .....	10
206047	10525	Counting Wheel Retaining Clutch with 204189 .....	25
206048	10525	Counting wheel Retaining Clutch Posi- tion Pin .....	03
204443	11952	Counting Wheel Retaining Clutch Spring .....	05

No.	Plate	Name	Each
204189	12306	Counting Wheel Driving Clutch Spring Hook .....	\$ .01
204321	11952	Counting Wheel Retaining Clutch Spring Pin .....	02
200214e	11952	Counting Wheel Screw Stud .....	30
200335e	12311	" " " " Set Screw .....	04
206050	11951	Counting Wheel complete, Nos. 206037, 206040, two each 206041 and 206042 ..	6 50
206051	10525	Emergency Stop .....	65
206098	11952	" " Driving Pin .....	01
206052	10525	" " Handle with 206098 ..	1 25
206053	10525	" " " " Spring .....	03
200158b	11952	" " " " Stop Screw .....	04
228043	10525	" " " " Washer .....	01
228026	11952	" " Washer .....	01
204533	12346	Face Plate with 200366u, 204730, two each 200368u, 202090, 204281 and three 200397u .....	1 10
200053e	12341	Face Plate Screw .....	04
204730	12386	" " Thread Guide .....	03
200397u	12309	" " " " Set Screw .....	02
204871	12346	Face Plate complete, Nos. 200135c, 200319c, 200577u, 204277 to 204280, 204533, 204555, two each 200309e, 204059 and 204272 .....	3 50
203303	12334	Feed Bar with 204189 .....	50
203309	---	" " 203303 with 200214e, 201525e and 204200 .....	1 00
200214e	12310	Feed Bar Hinge Screw .....	12
204525e	12310	" " " " Nut .....	03
214424	12386	" " Spring .....	04
204189	12306	" " " Hook .....	04
211685	12093	" Dog, for 211681 .....	75
211689	12094	" " " 211686 .....	75
211693	12094	" " " 211690 .....	75
211910	12095	" " " 211909 .....	75
211698	12095	" " " 211695 .....	75
211702	12096	" " " 211699 .....	1 00
211707	12097	" " " 211704 .....	1 00
211712	12098	" " " 211709 .....	1 00
200406e	12341	" " Screw (2) .....	02
203233	12305	" Driving Cam with 200382e and 200437e .....	50
204192	---	Feed Driving Cam Fork Lever with 204195 and 204293 .....	85
213688	11950	Feed Driving Cam Fork Lever Connec- tion with 200668c, 201525e and 204189 ..	40
204194	12306	Feed Driving Cam Fork Lever Connec- tion Clamp with 200031e .....	45

No.	Plate	Name	Each
200031c	12311	Feed Driving Cam Fork Lever Connection Clamp Pinch Screw	\$ 04
200668c	12310	Feed Driving Cam Fork Lever Connection Clamp Screw Stud	06
201525E	12310	Feed Driving Cam Fork Lever Connection Clamp Screw Stud Nut	03
200002E	12310	Feed Driving Cam Fork Lever Connection Hinge Screw	07
201522E	12310	Feed Driving Cam Fork Lever Connection Hinge Screw Nut	03
206053	10525	Feed Driving Cam Fork Lever Connection Spring	03
204189	12306	Feed Driving Cam Fork Lever Connection Spring Hook	01
202090	12309	Feed Driving Cam Fork Lever Connection Spring Pin	01
*204195	---	Feed Driving Cam Fork Lever Shaft	---
204197	12306	" " " " " " Col- lar with 200113E	15
200113E	12308	Feed Driving Cam Fork Lever Shaft Col- lar Set Screw	03
204293	12308	Feed Driving Cam Fork Lever Shaft Position Pin	01
204196	12307	Feed Driving Cam Fork Lever Shaft Sleeve (split)	25
200043c	12311	Feed Driving Cam Fork Lever Shaft Sleeve Set Screw	01
201524E	12310	Feed Driving Cam Fork Lever Shaft Sleeve Set Screw Nut	03
204198	12334	Feed Driving Cam Fork Lever complete, Nos. 204192 and 204194	1 30
200437c	12311	Feed Driving Cam Position Screw	06
200382c	11902	" " " " Set Screw	02
204294	12346	" " Rock Shaft	35
204439	---	" " " " 204294 with 200002E, 201522E and 213688	85
202305c	12307	Feed Driving Rock Shaft Center (2)	06
200043c	12311	" " " " " Set Screw (2)	01
204200	12305	Feed Driving Rock Shaft Crank with 204189 (on left side) and two 200383c	35
200383c	12311	Feed Driving Rock Shaft Crank Set Screw	02
203235	12308	Feed Lifting Cam with 202126	75
204202	12308	" " " Fork with 200027E	75
200027E	12310	" " " " Pinch Screw	01
202126	12308	" " " Position Pin	01
200045c	12310	" " " Screw	03
203305	12334	" " Rock Shaft	30
203315	12334	" " " " 203305 with 203238	65

No.	Plate	Name	Each
202305c	12307	Feed Lifting Rock Shaft Center (2)	\$ 06
200043c	12311	" " " " " Set Screw (2)	04
202276	12308	Feed Lifting Rock Shaft Slide Block	15
203238	12308	" " " " " " " " 202276 with 200243E and 201531E	35
200243E	11952	Feed Lifting Rock Shaft Slide Block Hinge Screw	08
201531E	12308	Feed Lifting Rock Shaft Slide Block Hinge Screw Nut	03
206055	---	Feed Regulating Lever	50
206056	10526	" " " " 206055 with 200365c, 200457d, 201525E, 201583c and 201804	1 00
206057	10526	Feed Regulating Lever Barring Cam (inside adjustable)	75
206058	10526	Feed Regulating Lever Barring Cam (outside adjustable)	75
201801	10526	Feed Regulating Lever Barring Cam Roller and Stud	22
201525E	12310	Feed Regulating Lever Barring Cam Roller and Stud Nut	03
225837	10525	Feed Regulating Lever Barring Cam Roller and Stud Washer	01
206059	10526	Feed Regulating Lever Barring Cam Stud	10
200162b	10526	" " " " " " " " Screw	04
200457d	10526	Feed Regulating Lever Position Thumb Screw	10
201583c	10526	Feed Regulating Lever Position Thumb Screw Wing Nut	02
204378	11952	Feed Regulating Lever Sleeve	15
200362c	12311	" " " " " Set Screw	03
206060	10526	" " " Shaft	20
204211	12306	" " " " Crank with 200078c	20
204212	12307	Feed Regulating Lever Shaft Crank Link	15
200271E	12311	Feed Regulating Lever Shaft Crank Link Hinge Screw (lower)	05
200291E	12307	Feed Regulating Lever Shaft Crank Link Hinge Screw (upper)	05
200078c	12307	Feed Regulating Lever Shaft Crank Set Screw	03
200365c	10526	Feed Regulating Lever Shaft Set Screw	03
202622	12306	" " " " Washer	01
206061	---	Feed Regulating Lever complete, Nos. 202622, 204378, 206056 and 206060	1 25
*203239	---	Hook (sewing)	---

No.	Plate	Name	Each
203240	12312	Hook 203239 with 200600F, 200616F and 203251 .....	\$ 2 20
203290	12312	Hook and Bobbin Case complete, Nos. 203217 and 203240 .....	3 00
203241	11007	Hook Bevel Gear Socket, 24 teeth .....	85
213630	12342	" " " Oil Guard (left) (back) .....	20
213367	12342	Hook Bevel Gear Socket Oil Guard (left) (front) .....	20
213633	12342	Hook Bevel Gear Socket Oil Guard (right) (back) .....	20
213368	12342	Hook Bevel Gear Socket Oil Guard (right) (front) .....	20
200099H	12341	Hook Bevel Gear Socket Oil Guard Screw (4) .....	02
200555H	11007	Hook Bevel Gear Socket Screw .....	05
203242	11007	" " Pinion, 24 teeth, with two 200383c (2) .....	1 00
200383c	12311	Hook Bevel Pinion Set Screw .....	02
213136	12346	" Counter Shaft .....	45
203244	11007	" " " Collar with two 200393c .....	20
200393c	11007	Hook Counter Shaft Collar Set Screw .....	02
203245	11007	" " " Driving Gear, 44 teeth, with 200362c and 200439c .....	1 00
213154	12305	Hook Counter Shaft Driving Gear 203245 with 200045c and 203235 .....	1 80
200439c	12311	Hook Counter Shaft Driving Gear Position Screw .....	05
200362c	12311	Hook Counter Shaft Driving Gear Set Screw .....	03
203246	11007	Hook Counter Shaft Gear, 22 teeth, with two 200383c .....	75
200383c	12311	Hook Counter Shaft Gear Set Screw .....	02
202299	—	" " " Oil Packing (wick) .....	01
200840E	11007	" " " " " " " Stop Screw .....	10
214061	11951	Hook Driving Shaft .....	1 75
*204438	—	" " " Bearing .....	—
202299	—	" " " " Oil Packing (wick) .....	01
202126	12308	Hook Driving Shaft Bearing Position Pin .....	01
200516E	12311	" " " " Screw .....	08
213124	12341	" " " Bushing (eccentric) .....	25
202299	—	" " " " Oil Packing (wick) .....	01
200362c	12311	Hook Driving Shaft Bushing Set Screw .....	03
213141	12341	" " " Collar with two 200393c .....	20
200393c	11007	Hook Driving Shaft Collar Set Screw .....	02

No.	Plate	Name	Each
203251	12312	Hook Gib .....	\$ 40
200600F	12312	" " Hinge Screw .....	02
200616F	12312	" " Screw .....	02
203542	11230	" Saddle (left), with 200840E and 202299 .....	1 50
203541	11230	Hook Saddle (right), with 202299 .....	1 25
202299	—	" " Oil Packing (wick) .....	01
200006E	11007	" " Screw (4) .....	07
225585E	11007	" " " Washer (4) .....	02
203254	12312	" Washer .....	20
203544	11230	Hook Saddle (left) complete, Nos. 200555H, 203241, 203254, 203290 and 203542 .....	5 50
203543	11230	Hook Saddle (right) complete, Nos. 200555H, 203241, 203254, 203290 and 203541 .....	5 25
203545	11230	Hook Saddle Combination (left and right) complete, Nos. 203543 and 203544 .....	11 00
204740	10496	Machine Driving Friction (leather) .....	25
204741	10496	" " " " Clamp .....	40
204742	11143	" " " " Operating Washer .....	15
204743	10496	Machine Driving Friction Clamp Operating Washer Incline Lever .....	1 25
200233c	11143	Machine Driving Friction Clamp Screw .....	10
204744	11143	" " " " Spring .....	03
200344c	11143	" " " Position Screw .....	03
204745	10496	" Incline Lever .....	1 25
201072c	11952	" " " Screw .....	10
202622	12306	" " " " Washer .....	01
206070	11950	" Starting Lever with 204190 .....	80
206063	10525	" " " Position Collar with two 200380c .....	15
200380c	12319	Machine Starting Lever Position Collar Set Screw .....	02
201822	11143	Machine Starting Lever Roller .....	12
200991F	11952	" " " " Screw Stud .....	10
201525E	12310	" " " " " " " Nut .....	03
225837	10525	Machine Starting Lever Roller Screw Stud Washer .....	01
206064	10525	Machine Starting Lever Spring .....	03
204190	11953	" " " " Hook .....	01
204321	11952	" " " " Pin .....	02
206065	11950	" " " Starting Rod with 202302 .....	15
206199	—	Machine Starting Lever Starting Rod 206065 with two 206063 .....	45
206063	10525	Machine Starting Lever Starting Rod Collar with two 200380c .....	15



No.	Plate	Name	Each
200380c	12319	Machine Starting Lever Starting Rod Collar Set Screw	\$ 02
202302	12306	Machine Starting Lever Starting Rod Cotter Pin	01
204746	11951	Machine Stop Cam with 200328c, 200335c, 200370c, 204747 and 206427	1 50
204747	10496	Machine Stop Cam Friction Ring (leather)	05
206427	11143	Machine Stop Cam Friction Ring Position Pin	01
200328c	12311	Machine Stop Cam Position Screw	04
200370c	11143	" " " " " Check Screw	03
200335c	12311	Machine Stop Cam Set Screw	04
204748	11143	" " " Slide	50
200249F	11143	" " " " Hinge Screw	06
201525E	12310	" " " " " " Nut	03
206066	11950	Machine Stop Cam Slide Lever with 202108	75
206067	11950	Machine Stop Cam Slide Lever 206066 with 200158B, 200249F, 200991F, 201822, 204748, 206051 to 206053, 225837, 228043 and two 201525E	3 75
200258D	11143	Machine Stop Cam Slide Lever Hinge Screw	08
201523E	11953	Machine Stop Cam Slide Lever Hinge Screw Nut	03
202108	11143	Machine Stop Cam Slide Position Pin	01
231390	11904	Needle Bar (hollow)	80
204248	12307	" " Connecting Link	35
200658c	12307	" " " " Hinge Screw Stud	10
201519c	12307	Needle Bar Connecting Link Hinge Screw Stud Nut	03
204249	12308	Needle Bar Connecting Stud with 200072c and 202277	40
202277	—	Needle Bar Connecting Stud Oil Packing (wick)	01
200072c	12308	Needle Bar Connecting Stud Pinch Screw	03
204326	—	" " Packing Cord (2) Per 100	25
200504E	12310	" " Screw Bushing (lower)	05
200503B	12310	" " " " (upper)	05
231383	11953	" Holder, in gauges from $\frac{3}{8}$ to $\frac{1}{2}$ in., in steps of $\frac{1}{32}$ in., with 201030F and two 200141F	1 25
231385	11953	Needle Holder, in gauges from $\frac{1}{4}$ to $\frac{3}{8}$ in., in steps of $\frac{1}{32}$ in., with 201030F and two 200141F	1 50

No.	Plate	Name	Each
231386	11953	Needle Holder, in gauges from $\frac{1}{4}$ to 2 in., in steps of $\frac{1}{32}$ in., with 201030F and two 200141F	\$ 1 75
201030F	11953	Needle Holder Screw	02
200141F	11953	" Set Screw	02
204251	12334	Presser Bar (hollow) with 200074F	80
204252	12308	" " Lifter	20
200550c	12311	" " " Hinge Screw	08
204253	12308	" " Lifting Bracket with 200086c	40
200086c	12308	" " " " Pinch Screw	03
203460	11953	" " " " Position Guide	30
200362c	12311	" " " " " " " Set Screw	03
204327	12306	Presser Bar Packing Washer (felt) Per 100	25
200504E	12310	Presser Bar Screw Bushing (lower)	05
204255	12310	" " Spring	10
200491B	12305	" " Thumb Screw (pressure regulating)	25
230133	11965	Presser Folder, 46 needle hole, for needle sizes 5 to 7, in gauges from $\frac{1}{2}$ to 1 1/2 in., in steps of $\frac{1}{16}$ in., folds both edges of label	8 25
231232	11966	Presser Folder, 46 needle hole, for needle sizes 5 to 7, in gauges from 1 1/2 to 2 in., in steps of $\frac{1}{16}$ in., folds both edges of label	8 75
206387	11951	Presser Foot Lifting and Starting Rod Lever	35
200224U	12306	Presser Foot Lifting and Starting Rod Lever Hinge Screw	12
206388	11950	Presser Foot Lifting Lever Bracket	20
200563U	11953	" " " " " " Screw (2)	06
227476	11950	Presser Foot Lifting Lever Connection Rod with 202302	05
206389	—	Presser Foot Lifting Lever Connection Rod 227476 with 203058	25
202302	12306	Presser Foot Lifting Lever Connection Rod Cotter Pin	01
203058	11953	Presser Foot Lifting Lever Connection Rod Coupling with 200530c	20
200530c	12321	Presser Foot Lifting Lever Connection Rod Coupling Set Screw	05
200074F	12308	Presser Foot Screw	03
212920	—	Take-up Cam with 200335c and 200430c	1 35
203268	12334	" " 212920 with 200383c, 200658c and 201519c	1 50
203172	12307	Take-up Cam Friction Washer	05
200430c	12311	" " Position Screw	08

No.	Plate	Name	Each
200383c	12311	Take-up Cam Position Screw Check Screw	\$ 02
200335c	12311	" " Set Screw	04
204553	12386	" Lever with 204265	75
206601	—	" " 204553 with 204263	90
204263	12310	" " Bearing with 204264	15
204264	12306	" " " Position Pin	01
200042F	12311	" " " Screw	05
204265	—	" " Oil Guard	05
201816	12307	" " Roller	12
204554	12386	Take-up Lever complete, Nos. 200042F, 201816 and 206601	1 00
202402	12309	Tension Disc	05
202090	12309	" " Position Pin	01
204555	11952	" Release Lever	10
200309E	10483	" " " Screw	04
202075	12309	" " Plunger	03
215609	—	" " Slide	18
204268	12310	" " " 215609 with 204269	20
204269	12308	" " " Spring	02
202407	12309	" Spring	05
200632B	12309	" Stud	20
200397H	12309	" " Set Screw	02
201572B	12309	" Thumb Nut	04
204271	12309	" Washer	05
204272	12309	Tension complete, Nos. 200632B, 201572B, 202075, 202407, 204271 and two 202402	50
204273	12308	Thread Controller Adjusting Collar with 200684H, (for Presser Bar)	15
200684H	12308	Thread Controller Adjusting Collar Screw	04
204274	12309	Thread Controller Plate	12
200577H	12311	" " " Screw	02
202098	12309	" " Roller	05
204275	12309	" " " Guard	10
202084	12309	" " " Washer	01
200300c	12309	" " " Screw	04
204276	12309	" " Spring (Per 100 \$1.25)	03
204333	12309	" " " Guard	08
200581H	12309	" " " " Screw	02
204277	12309	" " " Stop	15
204278	12309	" " " " Driving Gear	10
200319c	12309	" " " " " "	
		Hinge Screw	04
200135c	12309	Thread Controller Spring Stop Screw	03
204279	12309	" " " Stud with 204925	10
200366H	11902	Thread Controller Spring Stud Set Screw	02
204925	12306	" " " " Washer	01

No.	Plate	Name	Each
205987	12309	Thread Controller complete, Nos. 200300c, 200581H, 202084, 202098, 204274, 204275 and 204333	\$ 42
204280	12309	Thread Controller and Spring complete, Nos. 204276 and 205987	45
203313	12386	Thread Guide	10
204556	12386	" " "	05
204281	12309	" Retainer Guide Wire	01
202091	12309	" " Sleeve	05
202092	12309	" " Spring	01
204058B	12309	" " Stud	07
200368H	12309	" " " Set Screw	02
204059	12309	Thread Retainer complete, Nos. 202091, 202092 and 204058B	15
211681	12093	Throat Plate, 50 needle hole, for needle sizes 3 to 5, in gauges from $\frac{3}{32}$ to $\frac{1}{4}$ in., in steps of $\frac{1}{32}$ in., for 211685	1 50
211686	12094	Throat Plate, 50 needle hole, for needle sizes 3 to 5, in gauges from $\frac{3}{32}$ to $\frac{1}{4}$ in., in steps of $\frac{1}{32}$ in., for 211689	1 50
211690	12094	Throat Plate, 50 needle hole, for needle sizes 3 to 5, in gauges $1\frac{1}{32}$ and $1\frac{1}{16}$ in., for 211693	1 50
211909	12095	Throat Plate, 50 needle hole, for needle sizes 3 to 5, in $1\frac{1}{32}$ in. gauge, for 211910	1 50
211695	12095	Throat Plate, 50 needle hole, for needle sizes 3 to 5, in gauges $1\frac{1}{32}$ and $1\frac{1}{16}$ in., for 211698	1 50
211699	12096	Throat Plate, 50 needle hole, for needle sizes 3 to 5, in gauges from $1\frac{1}{32}$ to $1\frac{1}{8}$ in., in steps of $\frac{1}{32}$ in., for 211702	2 00
211704	12097	Throat Plate, 50 needle hole, for needle sizes 3 to 5, in gauges from $1\frac{1}{32}$ to $1\frac{1}{8}$ in., in steps of $\frac{1}{32}$ in., for 211707	2 00
211709	12098	Throat Plate, 50 needle hole, for needle sizes 3 to 5, in gauges $1\frac{1}{8}$ , $1\frac{1}{4}$ , $1\frac{3}{8}$ , $1\frac{1}{2}$ and 2 in., for 211712	2 00
200161D	12319	Throat Plate Clamp Screw	04
202062	12308	" " Position Pin	01
200577H	12311	" " Screw	02

## ACCESSORIES

### FOR MACHINE NO. 26 W 1

No.	Plate	Name	Each
200157B	11953	Attachment Screw	\$ 05
203208	12312	Bobbin (10)	05
225497	12345	" Case Screw Driver	10
12 N 3	---	Needles, six each, sizes 3 and 4, Per doz.	20
225191	---	Drip Pan with four wood screws $\frac{1}{2}$ in. No. 5	30
200748H	12319	Machine Clamp Screw	10
225585H	11007	" " Washer	02
201582B	12319	" " Wing Nut	08
227488	12345	Machine Clamp complete, Nos. 200748H, 201582B and 225585H	20
41400	12345	Machine Rest Pin (wood)	04
36578	12345	Oiler with 36579	10
36579	12345	" Spout, 3 in. long	06
225498	12345	Screw Driver, 7 $\frac{1}{2}$ in. long	15
225554	12345	Wrench (steel)	10

### BOBBIN WINDER

#### Swing Automatic Right Hand

202470	12320	Bobbin Winder Base	15
202471	12320	" " Frame	15
200221E	12319	" " Hinge Screw	12
202472	12319	" " Spring	05
200161E	12319	" " " Screw	01
202473	12320	" " Pulley with 200380c	20
200380c	12319	" " " Set Screw	02
202474	12320	" " Spindle	15
227522	12319	" " Stop Latch	10
200056E	12319	" " " " Screw	03
202477	12319	" " " " Thumb Lever	15
200299H	12319	" " " " " "	
		Hinge Screw	05
200299H	12319	Bobbin Winder Stop Latch Thumb Lever Joint Screw	05
201537H	12319	Bobbin Winder Stop Latch Thumb Lever Joint Screw Nut	03
202478	12319	Bobbin Winder Stop Latch Trip Lever	10
200299H	12319	" " " " " "	
		Hinge Screw	05

### Accessories

No.	Plate	Name	Each
227523	12320	Bobbin Winder complete, Nos. 200056E, 200161E, 200221E, 201537H, 202470 to 202474, 202477, 202478, 227522, three 200299H, and two round head wood screws $\frac{1}{2}$ in., No. 14	\$ 1 35
202480	12320	Bobbin Winder Spool Holder Base with 200355H and 202484	15
202481	12320	Bobbin Winder Spool Holder Base Spool Pin	05
202482	12319	Bobbin Winder Spool Holder Tension Disc (lower or upper)	02
200011E	12319	Bobbin Winder Spool Holder Tension Disc Screw	05
200355H	12319	Bobbin Winder Spool Holder Tension Disc Screw Set Screw	03
202483	12319	Bobbin Winder Spool Holder Tension Disc Spring (brass)	01
202484	12319	Bobbin Winder Spool Holder Tension Disc Thread Guide	01
202485	12320	Bobbin Winder Spool Holder complete, Nos. 200011E, 202480, 202481, 202483, two 202482 and one wood screw $\frac{1}{2}$ in., No. 13H	35
227524	---	Bobbin Winder and Spool Holder complete, Nos. 202485 and 227523	1 65

### KNEE LIFTER

227781	11125	Knee Lifter Rock Lever with 200522c and 200529c	35
227782	---	Knee Lifter Rock Lever 227781 with two each 202451 and 202452	50
227783	11125	Knee Lifter Rock Lever 227782 with 202985 and 227784	85
202453	11125	Knee Lifter Rock Lever Knee Plate with 200526c	17
202985	---	Knee Lifter Rock Lever Knee Plate 202453 with 202455	25
202455	11125	Knee Lifter Rock Lever Knee Plate Arm (short)	10
200522c	12319	Knee Lifter Rock Lever Knee Plate Arm Set Screw	06
200526c	12319	Knee Lifter Rock Lever Knee Plate Set Screw	05
202451	11125	Knee Lifter Rock Lever Lug with two wood screws $\frac{3}{4}$ in., No. 13H	05
202452	12319	Knee Lifter Rock Lever Lug Hinge Pin	02
227784	11125	" " " " Rod 3 in. long with 227785	06

No.	Plate	Name	Each
*227785	—	Knee Lifter Rock Lever Rod Cap or Oil Guard	\$ —
200529c	12319	Knee Lifter Rock Lever Rod Set Screw (Other Knee Lifter Parts are listed with Parts of machine head).	05
<b>THREAD UNWINDER</b>			
202486	—	Spool Pin	03
202487	—	" Rest	25
202488	10278	" " 202487 with 200363c, 200383c, and two 202486	35
202489	10278	Spool Rest Rod	05
200383c	12311	" " " Set Screw	02
200383c	12311	" " " Set Screw	02
202490	10278	" Stand with 200383c	20
202491	10278	" Washer (steel)	02
202492	10278	" Weight with 202493	25
202493	—	" " Center with 202793 and 203163	10
203163	—	Spool Weight Center Bushing	03
202793	10278	" " Thread Guide	05
202794	10278	Thread Eyelet Rod	15
200363c	11953	" " " Set Screw	03
202795	10278	Thread Unwinder complete, Nos. 202488 to 202490, 202794, two each 202491, 202492 and three wood screws 1 in., No. 13	1 25

**FOR MACHINES NOS. 26 W 2 AND 26 W 3**

Same as for No. 26 w 1 with the following exception:

6 x 3	—	Needles, four each, sizes 5, 6 and 7, in place of 12 x 3, six each, sizes 3 and 4	20
-------	---	---	----

**FOR MACHINE NO. 26 W 100**

Same as for No. 26 w 1 with the following exceptions:

225181	—	Drip Pan with four wood screws ½ in., No. 5, in place of 225191	35
--------	---	---	----

**KNEE LIFTER**

227781	11125	Knee Lifter Rock Lever with 200522c and 200529c	35
227782	—	Knee Lifter Rock Lever 227781 with two each 202451 and 202452	50
227787	—	Knee Lifter Rock Lever 227782 with 202203 and 227784, in place of 227783	90

No.	Plate	Name	Each
202453	11125	Knee Lifter Rock Lever Knee Plate with 200526c	\$ 17
202203	—	Knee Lifter Rock Lever Knee Plate 202453 with 202454	30
202454	11125	Knee Lifter Rock Lever Knee Plate Arm (long)	12
200522c	12319	Knee Lifter Rock Lever Knee Plate Arm Set Screw	06
200526c	12319	Knee Lifter Rock Lever Knee Plate Set Screw	05
202451	11125	Knee Lifter Rock Lever Lug with two wood screws ¾ in. No. 13	05
202452	12319	Knee Lifter Rock Lever Lug Hinge Pin	02
227784	11125	" " " " Rod 3 in. long with 227785	06
*227785	—	Knee Lifter Rock Lever Rod Cap or Oil Guard	—
200529c	12319	Knee Lifter Rock Lever Rod Set Screw (Other Knee Lifter Parts are listed with Parts of machine head).	05

**FOR MACHINE NO. 26 W 102**

Same as for No. 26 w 1 with the following exceptions:

225181	—	Drip Pan with four wood screws ½ in., No. 5, in place of 225191	35
227787	—	Knee Lifter Rock Lever (see page 42), in place of 227783	90
6 x 3	—	Needles, four each, sizes 5, 6 and 7, in place of 12 x 3, six each, sizes 3 and 4	20

**FOR MACHINE NO. 26 W 103**

Same as for No. 26 w 1 with the following exceptions:

225181	—	Drip Pan with four wood screws ½ in., No. 5, in place of 225191	35
(227783	—	Knee Lifter Rock Lever not used).	

**STARTING TREADLE**

227976	11126	Treadle with 200540b	15
227977	11126	" 227976 with 227978	60
227978	11126	" Adjustable Connecting Slide	15
200540b	11143	" " " " Set Screw	10
204696	11953	Treadle Lifting Spring	10
204697	11953	" " " Hook (bench)	05
204698	—	" Pitman Rod (upper) with 202302	08
227956	11951	" " " (lower)	08

No.	Plate	Name	Each
202302	12306	Treadle Pitman Rod Cotter Pin.....	\$ 01
204126	12321	" " " Clamp with two 200530c .....	20
200530c	12321	Treadle Pitman Rod Clamp Set Screw..	05
227957	11951	Treadle Pitman complete, Nos. 204696 to 204698, 227956 and two 204126.....	70
206386	11951	Treadle Stand (left or right), with two wood screws 1 in., No. 13 .....	10
227958	—	Treadle complete, Nos. 227977 and two 206386 .....	80
227959	—	Treadle and Pitman complete, Nos. 227957 and 227958 .....	1 50

## FEED DOGS

No.	Plate	Name	Each
211681	12093	Feed Dog, for 211681 to 211683 .....	\$ 75
211685	12093	" " " 211681 to 211683 .....	75
211689	12094	" " " 211686 to 211688 .....	75
211693	12094	" " " 211690 to 211692 .....	75
211694	12094	" " " 211690 to 211692 .....	75
211698	12095	" " " 211695 to 211697 .....	75
211702	12096	" " " 211699 to 211701 .....	1 00
211703	12096	" " " 211699 to 211701 .....	1 00
211707	12097	" " " 211704 to 211706 .....	1 00
211708	12097	" " " 211704 to 211706 .....	1 00
211712	12098	" " " 211709 to 211711 .....	1 00
211769	12104	" " " 211767, 211768 and 221261 .....	75
211770	12104	" " " 211767, 211768 and 221261 .....	75
211802	12109	" " " 211801 .....	1 00
211842	11954	" " " 211841 .....	85
211864	11955	" " " 211862 and 211863 .....	1 00
211883	11956	" " " 211908 .....	75
211907	11954	" " " 203690 .....	1 00
211910	12095	" " " 211243 and 211909 .....	75
211938	11955	" " " 211937 .....	75
211946	11956	" " " 211948 and 211949 .....	1 00
211947	11956	" " " 211948 and 211949 .....	1 00

## NEEDLE HOLDERS

No.	Plate	Name	Each
231383	11953	Needle Holder, in gauges from $\frac{1}{8}$ to $\frac{1}{2}$ in., in steps of $\frac{1}{32}$ in., with 201030F and two 200141F .....	\$1 25
231385	11953	Needle Holder, in gauges from $\frac{1}{8}$ to $\frac{3}{4}$ in., in steps of $\frac{1}{32}$ in., with 201030F and two 200141F .....	1 50
231386	11953	Needle Holder, in gauges from $\frac{3}{8}$ to $2\frac{1}{4}$ in., in steps of $\frac{1}{32}$ in., with 201030F and two 200141F .....	1 75

## PRESSER FEET

### FOR MACHINES NOS. 26 W 1, 26 W 2 AND 26 W 100

No.	Plate	Name	Each
229107	11957	Presser Foot, 46 needle hole, for needle sizes 5 to 7, in $\frac{3}{4}$ in. gauge .....	\$ 85
229108	13073	Presser Foot, 46 needle hole, for needle sizes 5 to 7, in gauges from $\frac{3}{8}$ to 1 in., in steps of $\frac{1}{32}$ inch .....	95
229110	13073	Presser Foot, 46 needle hole, for needle sizes 5 to 7, in gauges from $1\frac{1}{8}$ to $1\frac{1}{2}$ in., in steps of $\frac{1}{32}$ inch .....	1 25
229117	13075	Presser Foot, 46 needle hole, for needle sizes 5 to 7, in gauges from $1\frac{1}{8}$ to $2\frac{1}{4}$ in., in steps of $\frac{1}{32}$ inch .....	1 50
229121	13077	Presser Foot, 46 needle hole, for needle sizes 5 to 7, in gauges 2, $2\frac{1}{8}$ , $2\frac{1}{4}$ , $2\frac{3}{8}$ and $2\frac{1}{2}$ inch.....	1 50
229529	11957	Presser Foot, 50 needle hole, for needle sizes 3 to 5, in gauges from $\frac{3}{4}$ to $2\frac{1}{4}$ in., in steps of $\frac{1}{32}$ inch .....	2 40
229530	11957	Presser Foot, 46 needle hole, for needle sizes 5 to 7, in gauges from $\frac{3}{4}$ to $2\frac{1}{4}$ inch, in steps of $\frac{1}{32}$ inch .....	2 40
229578	11957	Presser Foot, 46 needle hole, for needle sizes 5 to 7, in gauges from $\frac{3}{4}$ to $1\frac{1}{4}$ inch, in steps of $\frac{1}{32}$ inch .....	85
229601	11957	Presser Foot, 46 needle hole, for needle sizes 5 to 7, in gauges from $1\frac{3}{8}$ to $1\frac{3}{4}$ in., in steps of $\frac{1}{32}$ inch .....	1 50
230795	11902	Presser Foot Hinge Pin .....	01
202090	12309	" " " " .....	01
221411	—	" " Plate, for 221410 .....	1 25
229144	—	" " " " 229145 .....	1 20
229146	—	" " " " 229147 .....	1 50
229148	—	" " " " 229149 .....	1 50
229152	—	" " " " 229153 .....	1 50
229156	—	" " " " 229157 .....	1 75
229158	—	" " " " 229159 .....	1 75
229160	—	" " " " 229161 .....	1 75
229165	—	" " " " 229166 .....	1 25
229179	—	" " " " 229180 .....	1 10
229181	—	" " " " 229182 .....	1 50
229186	—	" " " " 229187 .....	1 75
229251	—	" " " " 229252 .....	1 50
229255	—	" " " " 229256 .....	1 75

No.	Plate	Name	Each
229518	—	Presser Foot Plate, for 229519 .....	\$ 1 75
229520	—	" " " " 229521 .....	2 00
229522	—	" " " " 229523 .....	2 00
229524	—	" " " " 229525 .....	2 00
229526	—	" " " " 229527 .....	2 00
229580	—	" " " " 229581 .....	2 00
229582	—	" " " " 229583 .....	2 25
202923	—	" " Shank .....	60
202993	—	" " " " .....	75
202989	11959	" " Spring .....	02
221410	—	Presser Foot (hinged) complete, 46 needle hole, for needle sizes 5 to 7, in gauges from $\frac{3}{16}$ to $\frac{1}{2}$ in., in steps of $\frac{1}{32}$ in., Nos. 202090, 202923 and 221411	2 00
229145	13080	Presser Foot (hinged) complete, 46 needle hole, for needle sizes 5 to 7, in gauges $\frac{3}{16}$ , 1, $1\frac{1}{16}$ and $1\frac{1}{8}$ in., Nos. $\frac{3}{16}$ in., Nos. 202923, 229144 and 230795.	1 95
229147	13080	Presser Foot (hinged) complete, 46 needle hole, for needle sizes 5 to 7, in gauges $\frac{3}{16}$ , 1, $1\frac{1}{16}$ and $1\frac{1}{8}$ in., Nos. 202923, 229146 and 230795 .....	2 25
229149	13081	Presser Foot (hinged) complete, 46 needle hole, for needle sizes 5 to 7, in gauges $1\frac{1}{16}$ , $1\frac{1}{8}$ , $1\frac{1}{4}$ and $1\frac{3}{8}$ in., Nos. 202923, 229148 and 230795 .....	2 25
229153	13081	Presser Foot (hinged) complete, 46 needle hole, for needle sizes 5 to 7, in gauges from $1\frac{1}{16}$ to $1\frac{1}{8}$ in., in steps of $\frac{1}{32}$ in., Nos. 202923, 229152 and 230795 .....	2 25
229157	13082	Presser Foot (hinged) complete, 46 needle hole, for needle sizes 5 to 7, in gauges from $1\frac{1}{16}$ to $1\frac{1}{8}$ in., in steps of $\frac{1}{32}$ in., Nos. 202923, 229156 and 230795 .....	2 50
229159	13082	Presser Foot (hinged) complete, 46 needle hole, for needle sizes 5 to 7, in gauges from $1\frac{1}{16}$ to 2 in., in steps of $\frac{1}{16}$ in., Nos. 202923, 229158 and 230795..	2 50
229161	13082	Presser Foot (hinged) complete, 46 needle hole, for needle sizes 5 to 7, in gauges from $2\frac{1}{16}$ to $2\frac{1}{8}$ in., in steps of $\frac{1}{16}$ in., Nos. 202923, 229160 and 230795	2 50
229166	11958	Presser Foot (hinged) complete, 38 needle hole, for needle sizes 9 to 12, in gauges from $\frac{3}{16}$ to $1\frac{1}{8}$ in., in steps of $\frac{1}{16}$ in., Nos. 202923, 229165 and 230795	2 00

No.	Plate	Name	Each
229180	11958	Presser Foot (hinged) complete, 38 needle hole, for needle sizes 9 to 12, in $\frac{3}{16}$ in. gauge, Nos. 202923, 229179 and 230795 .....	\$ 1 85
229182	11958	Presser Foot (hinged) complete, 38 needle hole, for needle sizes 9 to 12, in gauges from $1\frac{1}{16}$ to $1\frac{1}{8}$ in., in steps of $\frac{1}{16}$ in., Nos. 202923, 229181 and 230795	2 25
229187	11958	Presser Foot (hinged) complete, 38 needle hole, for needle sizes 9 to 12, in gauges from $1\frac{1}{16}$ to $1\frac{1}{8}$ in., in steps of $\frac{1}{16}$ in., Nos. 202923, 229186 and 230795 .....	2 50
229252	11957	Presser Foot (hinged) complete, 50 needle hole, for needle sizes 3 to 5, in $1\frac{1}{16}$ in. gauge, Nos. 202090, 202923 and 229251 .....	2 25
229256	11958	Presser Foot (hinged) complete, 46 needle hole, for needle sizes 5 to 7, in gauges $1\frac{1}{16}$ , $1\frac{1}{8}$ , $1\frac{1}{4}$ , $1\frac{3}{8}$ and $1\frac{1}{2}$ in., Nos. 202090, 202923 and 229255 .....	2 50
229519	11959	Presser Foot (hinged) complete, 46 needle hole, for needle sizes 5 to 7, in gauges from $\frac{3}{16}$ to 1 in., in steps of $\frac{1}{32}$ in., Nos. 202989, 202993, 229518 and 230795 .....	2 50
229521	14014	Presser Foot (hinged) complete, 46 needle hole, for needle sizes 5 to 7, in gauges $1\frac{1}{16}$ and $1\frac{1}{8}$ in., Nos. 202090, 202989, 202993 and 229520 .....	2 75
229523	14014	Presser Foot (hinged) complete, 46 needle hole, for needle sizes 5 to 7, in gauges $1\frac{1}{16}$ , 1, $1\frac{1}{16}$ and $1\frac{1}{8}$ in., Nos. 202090, 202989, 202993 and 229522 ....	2 75
229525	14014	Presser Foot (hinged) complete, 46 needle hole, for needle sizes 5 to 7, in gauges $1\frac{1}{16}$ , $1\frac{1}{8}$ and $1\frac{1}{4}$ in., Nos. 202090, 202989, 202993 and 229524.....	2 75
229527	14014	Presser Foot (hinged) complete, 46 needle hole, for needle sizes 5 to 7, in gauges $1\frac{1}{16}$ , $1\frac{1}{8}$ and $1\frac{1}{4}$ in., Nos. 202090, 202989, 202993 and 229526 ....	2 75
229581	11959	Presser Foot (hinged) complete, 50 needle hole, for needle sizes 3 to 5, in gauges from $1\frac{1}{16}$ to 2 in., in steps of $\frac{1}{16}$ in., Nos. 202090, 202989, 202993 and 229580 .....	2 75

No.	Plate	Name	Each
229583	11959	Presser Foot (hinged) complete, 50 needle hole, for needle sizes 3 to 5, in gauges from $2\frac{1}{2}$ to 2 $\frac{1}{2}$ in., in steps of $\frac{1}{32}$ in., Nos. 202090, 202989, 202993 and 229582 .....	\$ 3 00

### FOR MACHINES NOS. 26 W 3 AND 26 W 102

206683	11960	Lifting Presser Foot, 46 needle hole, for needle sizes 5 to 7, in gauges from $\frac{7}{8}$ to $1\frac{1}{4}$ in., in steps of $\frac{1}{32}$ in., for 206685 .....	3 00
206686	11961	Lifting Presser Foot, 46 needle hole, for needle sizes 5 to 7, in gauges from $1\frac{1}{32}$ to $1\frac{3}{32}$ in., in steps of $\frac{1}{32}$ in., for 229660 .....	4 00
206687	11962	Lifting Presser Foot, 46 needle hole, for needle sizes 5 to 7, in gauges from $1\frac{1}{4}$ to 2 $\frac{1}{4}$ in., in steps of $\frac{1}{8}$ in., for 206689 .....	4 00
206688	11962	Lifting Presser Foot, 46 needle hole, for needle sizes 5 to 7, in gauges from $1\frac{1}{4}$ to 2 $\frac{1}{4}$ in., in steps of $\frac{1}{32}$ in., for 206689 .....	4 50
229654	11960	Lifting Presser Foot, 46 needle hole, for needle sizes 5 to 7, in gauges $\frac{7}{8}$ , $\frac{15}{16}$ , $1\frac{1}{8}$ and $\frac{9}{16}$ in., for 229655 .....	3 00
229659	11961	Lifting Presser Foot, 46 needle hole, for needle sizes 5 to 7, in gauges from $1\frac{1}{8}$ to $1\frac{3}{8}$ in., in steps of $\frac{1}{32}$ in., for 229660 .....	3 75
206685	11960	Vibrating Presser Foot, for 206683 .....	2 00
206689	11962	" " " " 206687 and 206688 .....	3 75
229655	11960	Vibrating Presser Foot, for 229654 .....	2 00
229660	11961	" " " " 206686 and 229659 .....	3 75

## THROAT PLATES

Adapted for Hook Saddle complete, No. 203545.

No.	Plate	Name	Each
203690	11954	Throat Plate, 50 needle hole, for needle sizes 3 to 5, in gauges from $1\frac{1}{8}$ to $1\frac{1}{4}$ in., in steps of $\frac{1}{32}$ in., for 211907 .....	\$ 2 00
211243	12095	Throat Plate, 40 needle hole, for needle sizes 7 to 9, in gauges from $1\frac{1}{16}$ to $1\frac{1}{8}$ in., in steps of $\frac{1}{32}$ in., for 211910 .....	1 50
211681	12093	Throat Plate, 50 needle hole, for needle sizes 3 to 5, in gauges from $\frac{3}{8}$ to $\frac{7}{8}$ in., in steps of $\frac{1}{32}$ in., for 211684 and 211685 .....	1 50
211682	12093	Throat Plate, 46 needle hole, for needle sizes 5 to 7, in gauges $\frac{7}{8}$ , $\frac{15}{16}$ , $1\frac{1}{8}$ , $\frac{9}{16}$ and $\frac{7}{8}$ in., for 211684 and 211685 .....	1 50
211683	12093	Throat Plate, 40 needle hole, for needle sizes 7 to 9, in gauges $\frac{7}{8}$ , $\frac{15}{16}$ , $1\frac{1}{8}$ , $\frac{9}{16}$ and $\frac{7}{8}$ in., for 211684 and 211685 .....	1 50
211686	12094	Throat Plate, 50 needle hole, for needle sizes 3 to 5, in gauges from $\frac{13}{16}$ to $1\frac{1}{8}$ in., in steps of $\frac{1}{32}$ in., for 211689 .....	1 50
211687	12094	Throat Plate, 46 needle hole, for needle sizes 5 to 7, in gauges from $\frac{13}{16}$ to $1\frac{1}{8}$ in., in steps of $\frac{1}{32}$ in., for 211689 .....	1 50
211688	12094	Throat Plate, 40 needle hole, for needle sizes 7 to 9, in gauges from $\frac{13}{16}$ to $1\frac{1}{8}$ in., in steps of $\frac{1}{32}$ in., for 211689 .....	1 50
211690	12094	Throat Plate, 50 needle hole, for needle sizes 3 to 5, in gauges from $1$ to $1\frac{1}{8}$ in., in steps of $\frac{1}{32}$ in., for 211693 and 211694 .....	1 50
211691	12094	Throat Plate, 46 needle hole, for needle sizes 5 to 7, in gauges from $1$ to $1\frac{1}{8}$ in., in steps of $\frac{1}{32}$ in., for 211693 and 211694 .....	1 50
211692	12094	Throat Plate, 40 needle hole, for needle sizes 7 to 9, in gauges from $1$ to $1\frac{1}{8}$ in., in steps of $\frac{1}{32}$ in., for 211693 and 211694 .....	1 50
211695	12095	Throat Plate, 50 needle hole, for needle sizes 3 to 5, in gauges $1\frac{1}{8}$ , $1\frac{1}{4}$ and $1\frac{3}{8}$ in., for 211698 .....	1 50
211696	12095	Throat Plate, 46 needle hole, for needle sizes 5 to 7, in gauges $1\frac{1}{8}$ , $1\frac{1}{4}$ and $1\frac{3}{8}$ in., for 211698 .....	1 50



No.	Plate	Name	Each
211697	12095	Throat Plate, 40 needle hole, for needle sizes 7 to 9, in gauges $1\frac{1}{8}$ , $1\frac{3}{16}$ and $1\frac{1}{2}$ in., for 211698 .....	\$ 1 50
211699	12096	Throat Plate, 50 needle hole, for needle sizes 3 to 5, in gauges from $1\frac{1}{8}$ to $1\frac{1}{2}$ in., in steps of $\frac{1}{16}$ in., for 211702 and 211703 .....	2 00
211700	12096	Throat Plate, 46 needle hole, for needle sizes 5 to 7, in gauges from $1\frac{1}{8}$ to $1\frac{1}{2}$ in., in steps of $\frac{1}{16}$ in., for 211702 and 211703 .....	2 00
211701	12096	Throat Plate, 40 needle hole, for needle sizes 7 to 9, in gauges from $1\frac{1}{8}$ to $1\frac{1}{2}$ in., in steps of $\frac{1}{16}$ in., for 211702 and 211703 .....	2 00
211704	12097	Throat Plate, 50 needle hole, for needle sizes 3 to 5, in gauges from $1\frac{1}{8}$ to $1\frac{1}{2}$ in., in steps of $\frac{1}{16}$ in., for 211707 and 211708 .....	2 00
211705	12097	Throat Plate, 46 needle hole, for needle sizes 5 to 7, in gauges from $1\frac{1}{8}$ to $1\frac{1}{2}$ in., in steps of $\frac{1}{16}$ in., for 211707 and 211708 .....	2 00
211706	12097	Throat Plate, 40 needle hole, for needle sizes 7 to 9, in gauges from $1\frac{1}{8}$ to $1\frac{1}{2}$ in., in steps of $\frac{1}{16}$ in., for 211707 and 211708 .....	2 00
211709	12098	Throat Plate, 50 needle hole, for needle sizes 3 to 5, in gauges from $1\frac{1}{8}$ to $2\frac{1}{8}$ in., in steps of $\frac{1}{16}$ in., for 211712 .....	2 00
211710	12098	Throat Plate, 46 needle hole, for needle sizes 5 to 7, in gauges from $1\frac{1}{8}$ to $2\frac{1}{8}$ in., in steps of $\frac{1}{16}$ in., for 211712 .....	2 00
211711	12098	Throat Plate, 40 needle hole, for needle sizes 7 to 9, in gauges from $1\frac{1}{8}$ to $2\frac{1}{8}$ in., in steps of $\frac{1}{16}$ in., for 211712 .....	2 00
211767	12104	Throat Plate, 50 needle hole, for needle sizes 3 to 5, in gauges $1\frac{1}{8}$ , $1\frac{3}{16}$ , $1\frac{1}{2}$ and $1\frac{5}{8}$ in., for 211769 and 211770 .....	1 75
211768	12104	Throat Plate, 46 needle hole, for needle sizes 5 to 7, in gauges $1\frac{1}{8}$ , $1\frac{3}{16}$ , $1\frac{1}{2}$ and $1\frac{5}{8}$ in., for 211769 and 211770 .....	1 75
211801	12109	Throat Plate, 50 needle hole, for needle sizes 3 to 5, in gauges from $1\frac{1}{8}$ to $1\frac{1}{2}$ in., in steps of $\frac{1}{16}$ in., for 211802 .....	2 15
211841	11954	Throat Plate, 50 needle hole, for needle sizes 3 to 5, in gauges from 1 to $1\frac{1}{8}$ in., in steps of $\frac{1}{16}$ in., for 211842 .....	1 75

No.	Plate	Name	Each
211862	11955	Throat Plate, 50 needle hole, for needle sizes 3 to 5, in gauges $1\frac{1}{8}$ , $1\frac{3}{16}$ , $2\frac{1}{16}$ and $2\frac{1}{8}$ in., for 211864 .....	\$ 1 85
211863	11955	Throat Plate, 46 needle hole, for needle sizes 5 to 7, in gauges $1\frac{1}{8}$ , $1\frac{3}{16}$ , $2\frac{1}{16}$ and $2\frac{1}{8}$ in., for 211864 .....	1 85
211908	12098	Throat Plate, 50 needle hole, for needle sizes 3 to 5, in gauges from $\frac{3}{4}$ to $1\frac{1}{8}$ in., in steps of $\frac{1}{16}$ in., for 211883 .....	1 50
211909	12095	Throat Plate, 50 needle hole, for needle sizes 3 to 5, in gauges from $1\frac{1}{8}$ to $1\frac{1}{2}$ in., in steps of $\frac{1}{16}$ in., for 211910 .....	1 50
211937	11955	Throat Plate, 50 needle hole, for needle sizes 3 to 5, in gauges from $1\frac{1}{8}$ to $1\frac{1}{2}$ in., in steps of $\frac{1}{16}$ in., for 211938 .....	1 50
211948	11956	Throat Plate, 46 needle hole, for needle sizes 5 to 7, in gauges $2\frac{1}{8}$ , $2\frac{3}{16}$ and $2\frac{1}{2}$ in., for 211946 and 211947 .....	2 00
211949	11956	Throat Plate, 50 needle hole, for needle sizes 3 to 5, in gauges $2\frac{1}{8}$ , $2\frac{3}{16}$ and $2\frac{1}{2}$ in., for 211946 and 211947 .....	2 00
221261	11954	Throat Plate, 50 needle hole, for needle sizes 3 to 5, in gauges $1\frac{1}{8}$ , $1\frac{3}{16}$ , $1\frac{1}{2}$ , $1\frac{5}{8}$ and $1\frac{3}{4}$ in., for 211769 and 211770 .....	1 75

## LAP SEAM FELLERS

Note: In ordering Lap Seam Fellers, give letter which refers to material to be used, in addition to the number.

- F Silks, fine muslins, etc., where there are no seams.
- L Fine shirts, underwear, corsets, etc.
- M General shirt and corset work, etc.
- MH Heavy corsets and other medium heavy material.
- H Heavy shirt work, light overalls, etc.
- XH Overall and duck work.
- XXH Heavy duck and canvas work.
- XXXH Horse blankets, etc.
- XXXXH Extra heavy material with seams.

No.	Plate	Name	Each
230043	11963	Lap Seam Feller on Shank (right hand). For $\frac{3}{4}$ to 1 in. gauge machines. For H, XH, XXH or XXXH material. Has no yielding spring .....	\$ 3 40
230044	11849	Lap Seam Feller on Shank (left hand). For $\frac{3}{4}$ to 1 in. gauge machines. For H, XH, XXH or XXXH material. Has no yielding spring .....	3 40
230045	11849	Lap Seam Feller on Shank (left hand). For $\frac{3}{4}$ to $1\frac{1}{2}$ in. gauge machines. For M, MH, H, XH, XXH, XXXH or XXXXH material. Has no yielding spring .....	3 40
230046	11963	Lap Seam Feller on Shank (right hand). For $\frac{3}{4}$ to $1\frac{1}{2}$ in. gauge machines. For M, MH, H, XH, XXH, XXXH or XXXXH material. Has no yielding spring .....	3 40
230047	11851	Lap Seam Feller on Shank (left hand). For general work. For $\frac{3}{4}$ to 1 in. gauge machines. For F, L, M, MH or H material. Has yielding spring ....	3 40
230048	11851	Lap Seam Feller on Shank (right hand). For general work. For $\frac{3}{4}$ to 1 in. gauge machines. For F, L, M, MH or H material. Has yielding spring ....	3 40
230055	11851	Lap Seam Feller on Shank (left hand). For general work. For $\frac{3}{4}$ to 1 in. gauge machines. For XH, XXH or XXXH material. Has yielding spring .....	3 40

No.	Plate	Name	Each
230056	11964	Lap Seam Feller on Shank (right hand). For general work. For $\frac{3}{4}$ to 1 in. gauge machines. For XH, XXH or XXXH material. Has yielding spring .....	\$3 40

## LAP SEAM GUIDE

230086	11964	Lap Seam Guide, for $\frac{3}{4}$ to 1 in. gauge machines. For L, M, MH, H, XH, XXH, XXXH or XXXXH material .....	2 40
--------	-------	---	------

Note: State gauge of Machine, weight of material to be used and if seams are to be crossed.

## PRESSER FOLDERS

No.	Plate	Name	Each
230129	11965	Strip Presser Foot, 46 needle hole, for needle sizes 5 to 7, in gauges from $\frac{3}{8}$ to $1\frac{1}{4}$ in., in steps of $\frac{1}{16}$ in., folds and lays a strip .....	\$3 50
230137	11965	Strip Presser Foot, 46 needle hole, for needle sizes 5 to 7, in gauges from $\frac{3}{8}$ to $1\frac{1}{4}$ in., in steps of $\frac{1}{16}$ in., folds and lays a strip and inserts a puckering string at one operation.....	4 00
230138	11965	Strip Presser Foot, 46 needle hole, for needle sizes 5 to 7, in gauges from $\frac{3}{8}$ to $1\frac{1}{4}$ in., in steps of $\frac{1}{16}$ in., folds and lays a strip .....	3 50

### FOR MACHINE NO. 26 W 103

230133	11965	Presser Folder, 46 needle hole, for needle sizes 5 to 7, in gauges from $\frac{5}{8}$ to 2 in., in steps of $\frac{1}{16}$ in., folds both edges of label .....	8 25
231232	11966	Presser Folder, 46 needle hole, for needle sizes 5 to 7, in gauges from $1\frac{3}{8}$ to 2 in., in steps of $\frac{1}{16}$ in., folds both edges of label .....	8 75

## STRIP REELS

Suspended under the Bench with Latch which permits the Reels to be brought forward for placing the Roll or Strip into position.

No.	Plate	Name	Each
226198	----	Strip Reel Disc (9 in. diam.), with 225980 and three 225667 .....	\$ 30
225980	----	Strip Reel Disc Base .....	10
225667	11862	" " " " Rivet .....	01
227204	11863	" " " " Rod .....	10
227205	11862	" " " " Clamp with two 200530c .....	20
200530c	12321	Strip Reel Disc Rod Clamp Set Screw ..	05
227116	11862	" " " " Collar .....	06
227210	11862	" " " " " 227116 with 200731E and 227327 .....	20
200731E	11862	Strip Reel Disc Rod Collar Wing Screw	12
227327	11862	" " " " Tension Spring (spiral) .....	02
227214	11863	Strip Reel Supporting Rod .....	25
227215	11863	" " " " Bracket (right), with two wood screws 1 in., No. 13....	10
227203	11863	Strip Reel Supporting Rod Latch Bracket with two wood screws 1 in., No. 13..	15
227223	11862	Strip Reel Supporting Rod Latch Bracket Spring (spiral) .....	05
227224	11862	Strip Reel Supporting Rod Latch Bracket Spring Collar with 200380c .....	10
200380c	12319	Strip Reel Supporting Rod Latch Bracket Spring Collar Set Screw .....	02
200530c	12321	Strip Reel Supporting Rod Set Screw...	05
227207	11863	Strip Reel complete, Nos. 227203 to 227205, 227214, 227215, 227223, 227224, two 227210 and four 226198 .....	2 50

### Attached to the Top of the Arm.

226199	----	Strip Reel Disc (6 in. diam.), with 225980 and three 225667 .....	25
226198	----	Strip Reel Disc (9 in. diam.), with 225980 and three 225667 .....	30
225980	----	Strip Reel Disc Base .....	10
225667	11862	" " " " Rivet .....	01
227113	11863	" " " " Rod (lower), with Strip Guide .....	20

No.	Plate	Name	Each
227115	11863	Strip Reel Disc Rod (upper), with Strip Guide .....	\$ 20
227116	11862	Strip Reel Disc Rod Collar .....	06
227210	11862	" " " " " 227116 with 200731E and 227327 .....	20
200731E	11862	Strip Reel Disc Rod Collar Wing Screw .....	12
200530E	12321	" " " " Set Screw .....	05
227327	11862	" " " " Tension Spring (spiral) .....	02
227108	11863	Strip Reel Support with two 200530E .....	60
200017E	11862	" " " " Screw .....	06
227212	11863	Double Strip Reel complete, Nos. 200017E, 227108, 227113, 227115, two each 226198, 226199 and 227210 .....	2 50

## UNDER DRIVER

### Ball Bearing, Right Hand, Round Belt, Two Speed.

No.	Plate	Name	Each
227370	11126	Cone Pulley (grooved) two speed, 4 $\frac{3}{4}$ in. and 5 $\frac{1}{2}$ in. belt diam., with 227553 .....	\$1 35
25362	12321	Cone Pulley Ball, size $\frac{3}{16}$ inch .....	02
204100	12321	" " " Bearing Cup .....	12
204101	12321	" " " Cap .....	02
204102	12321	" " " Retaining Spring .....	05
227553	12322	Cone Pulley Ball Cup complete, Nos. 204100 to 204102 and thirteen 25362 ..	45
202459	11126	Driving Pulley, 7 $\frac{1}{4}$ in. diam., with 202460 and 204105 .....	75
202460	11126	Driving Pulley Friction Ring (leather) ..	05
204105	12321	" " " " Stop Pin .....	01
227743	---	" " Shaft (hollow), with 204109, 204110, 204112 and two 204111 .....	60
202461	11126	Driving Pulley Shaft 227743 with 204107, 204108 and eleven 25303 .....	1 00
25303	12321	Driving Pulley Shaft Ball, size $\frac{1}{4}$ inch ..	03
204107	12321	" " " " Cup .....	10
204108	12321	" " " " " Cap .....	02
204109	---	" " " Oil Plug .....	01
204110	---	" " " Oiling Leather .....	02
204111	---	" " " " " Pin (leather) .....	01
204112	12322	Driving Pulley Shaft Oiling Wick .....	01
200524c	12321	" " " Set Screw .....	06
204113	12321	" " " Thimble .....	10
227734	11126	Frame with 200524c .....	80
202463	11126	Lever (compression), with 204117, two each 200524c and 202845 .....	45
227735	11126	Lever Brake with 200524c, 204122 and two 200374c .....	35
227736	11126	Lever Brake 227735 with 200082D and 227737 .....	60
227737	11126	Lever Brake Belt Guard .....	20
200082D	12321	" " " " Screw .....	03
204122	12322	" " Leather .....	05
200374c	12321	" " " Set Screw .....	02
200524c	12321	" " Set Screw .....	06
204123	12322	" " Spring .....	05
204117	12321	" Compression Plate .....	10
202845	12321	" " " Rivet .....	01
202464	11126	" " Shaft with 202302 .....	20
202302	12306	" " " Cotter Pin .....	01
200524c	12321	" " " Set Screw .....	06

No.	Plate	Name	Each
27070	11126	Shaft Pulley (sectional grooved), 10 in. diam., $1\frac{1}{8}$ in. bore, with two 597c	\$ 45
597c	11862	Shaft Pulley Clamping Screw	08
227976	11126	Treadle with 200540b	45
227977	11126	" 227976 with 227978	60
227978	11126	" Adjustable Connecting Slide	15
200540b	11143	" " " " Set Screw	10
202468	11126	Treadle Pitman Rod (lower or upper)	05
204126	12321	" " " Clamp with two 200530c	20
200530c	12321	Treadle Pitman Rod Clamp Set Screw	05
227980	11126	Treadle Pitman complete, Nos. 204126 and two 202468	30
204127	11126	Treadle Stand (left), with two wood screws 1 in. No. 13	08
204128	11126	Treadle Stand (right), with two wood screws 1 in. No. 13	08
227981	----	Treadle and Stand complete, Nos. 204127, 204128 and 227977	75
227982	----	Treadle and Pitman complete, Nos. 227980 and 227981	90
227740	----	Transmitter complete, Nos. 202459, 202461, 202463, 202464, 204113, 204123, 227370, 227734, 227736 and three wood screws $1\frac{1}{2}$ in., No. 15	3 00
227985	----	Under Driver (ball bearing) lever pressure, right hand, two speed complete, Nos. 27070, 227740 and 227982	4 00

## OBSOLETE PARTS

No.	Plate	Name	Each
*213605	----	Feed Driving Cam Fork Lever Slide Block	\$ --
*213604	----	Feed Driving Cam Fork Lever Slide Block with 200116c	--
213606	13041	Feed Driving Cam Fork Lever Slide Block 213604 with 213605	30
203250	11007	Hook Driving Shaft Collar with two 200393c	20
204870	12346	Needle Bar (hollow)	80
203705	12364	" Holder, in $\frac{3}{4}$ in. gauge, with 200068n and two 200141f	1 50
203706	12341	Needle Holder, in gauges from $\frac{3}{16}$ to $1\frac{1}{2}$ in., in steps of $\frac{1}{16}$ in., with 200068n and two 200141f	1 75
203707	12364	Needle Holder, in gauges from 2 to 24 in., in steps of $\frac{1}{16}$ in., with 200068n and two 200141f	2 00
213898	----	Needle Holder, in gauges from $\frac{3}{16}$ to $1\frac{1}{2}$ in., in steps of $\frac{1}{16}$ in., with 200068n and two 200141f	1 75
215612	----	Vibrating Presser Bar	45
204489	13041	" " " 215612 with 204493 and two 200138b	60
215628	----	Vibrating Presser Bar	15
204488	13041	" " " 215628 with 204493 and two 200138b	60
204492	13041	Vibrating Presser Bar Position Guide	30

PLATE 10278—ONE-FOURTH SIZE

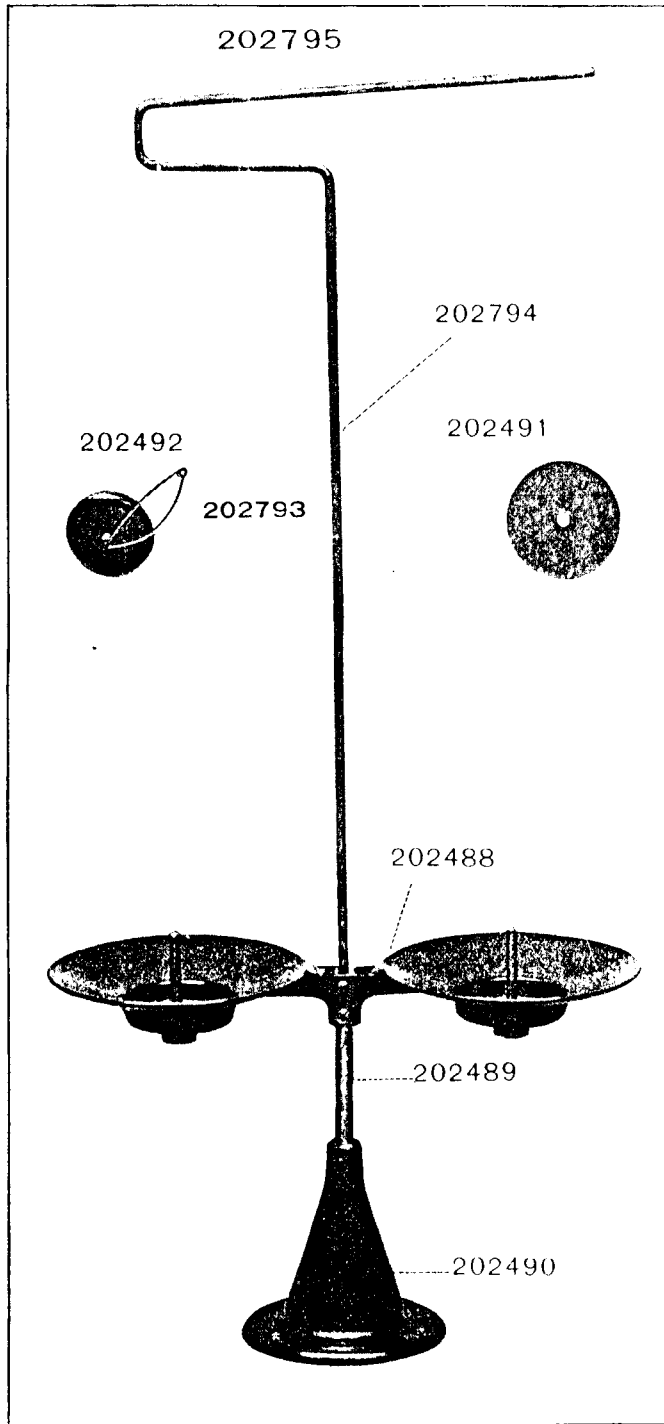


PLATE 10483—FULL SIZE

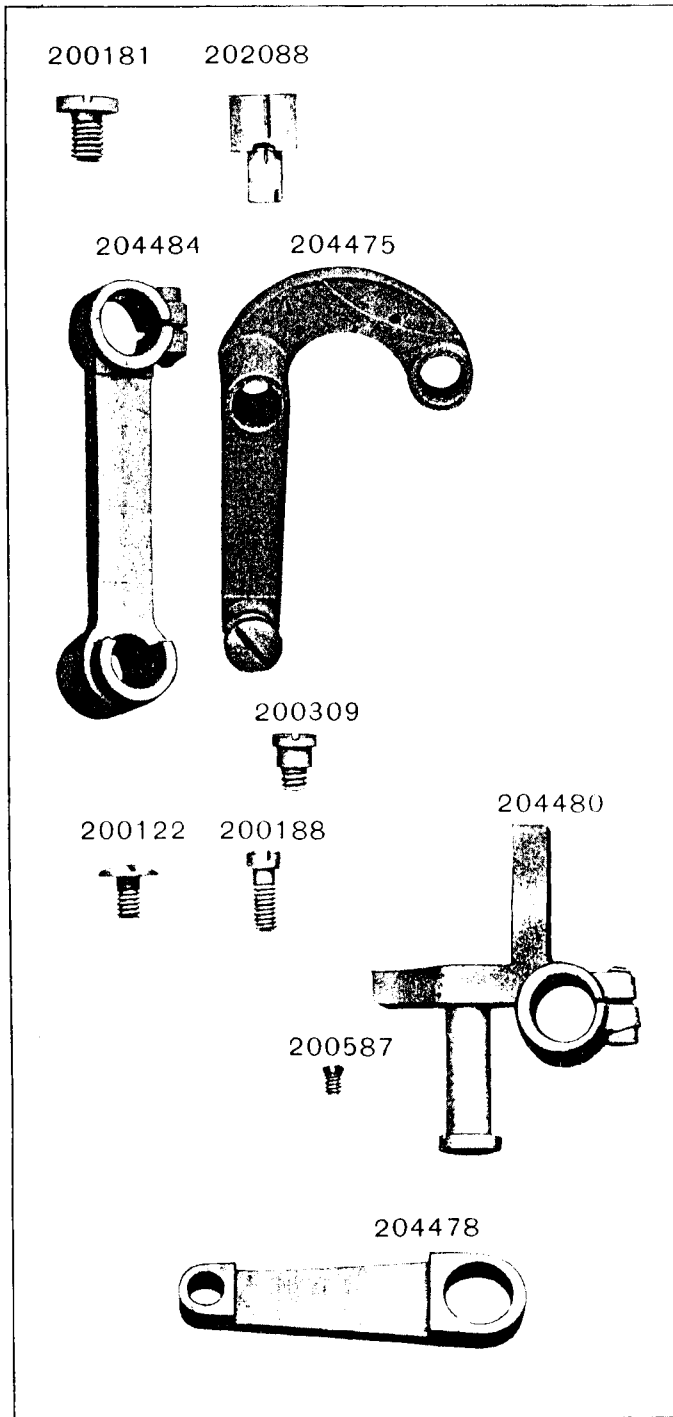


PLATE 10496—ONE-HALF SIZE

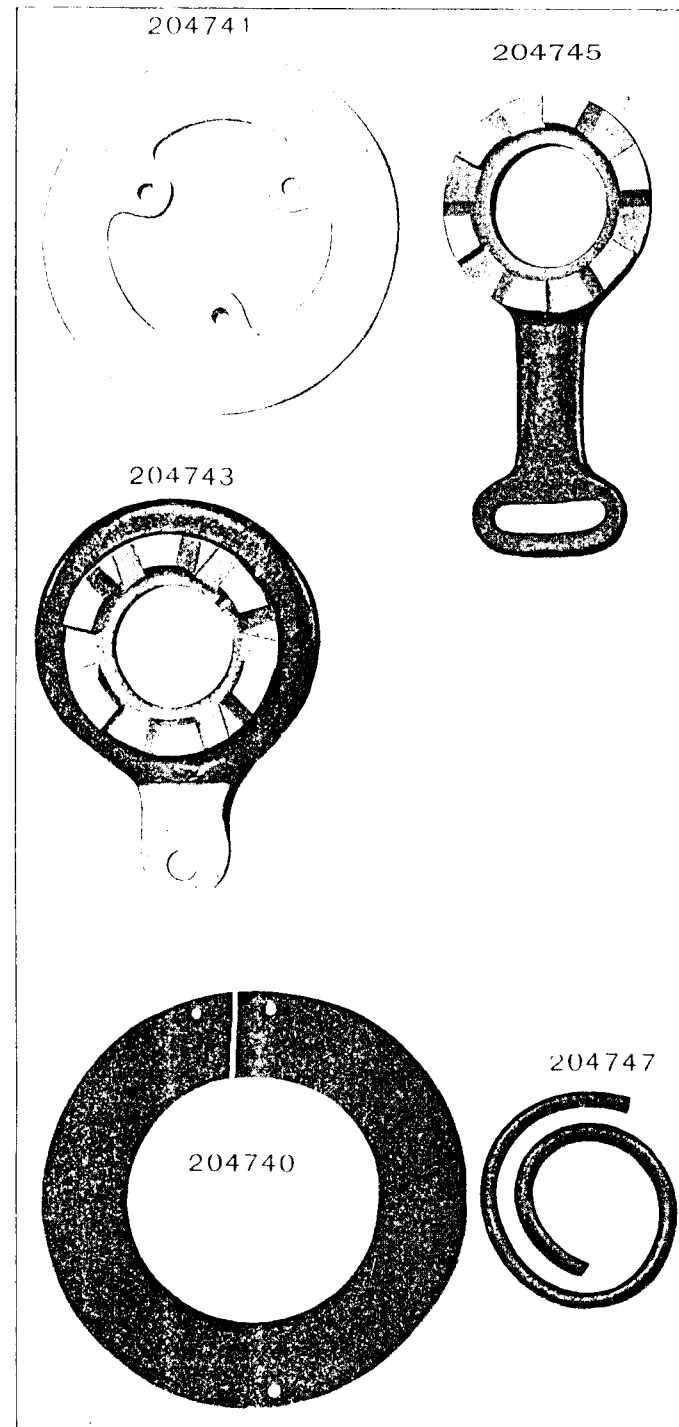


PLATE 10525-FULL SIZE

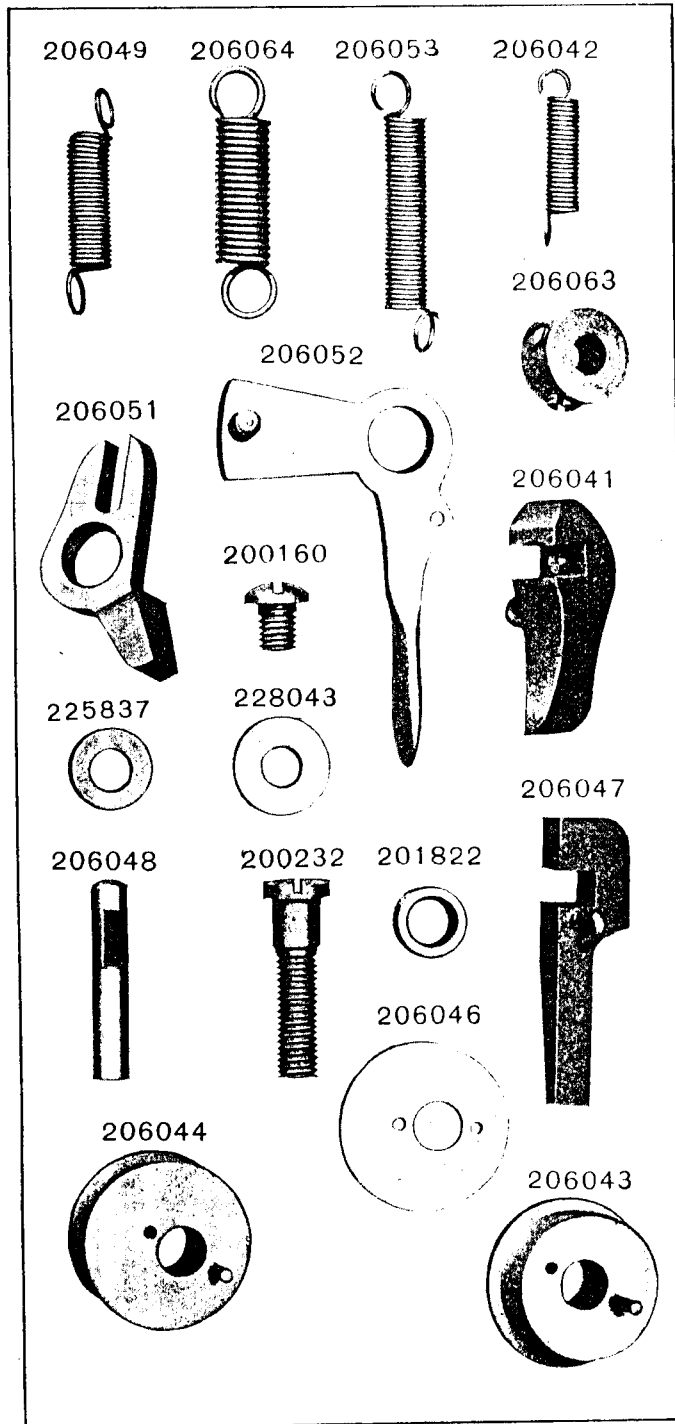


PLATE 10526-FULL SIZE

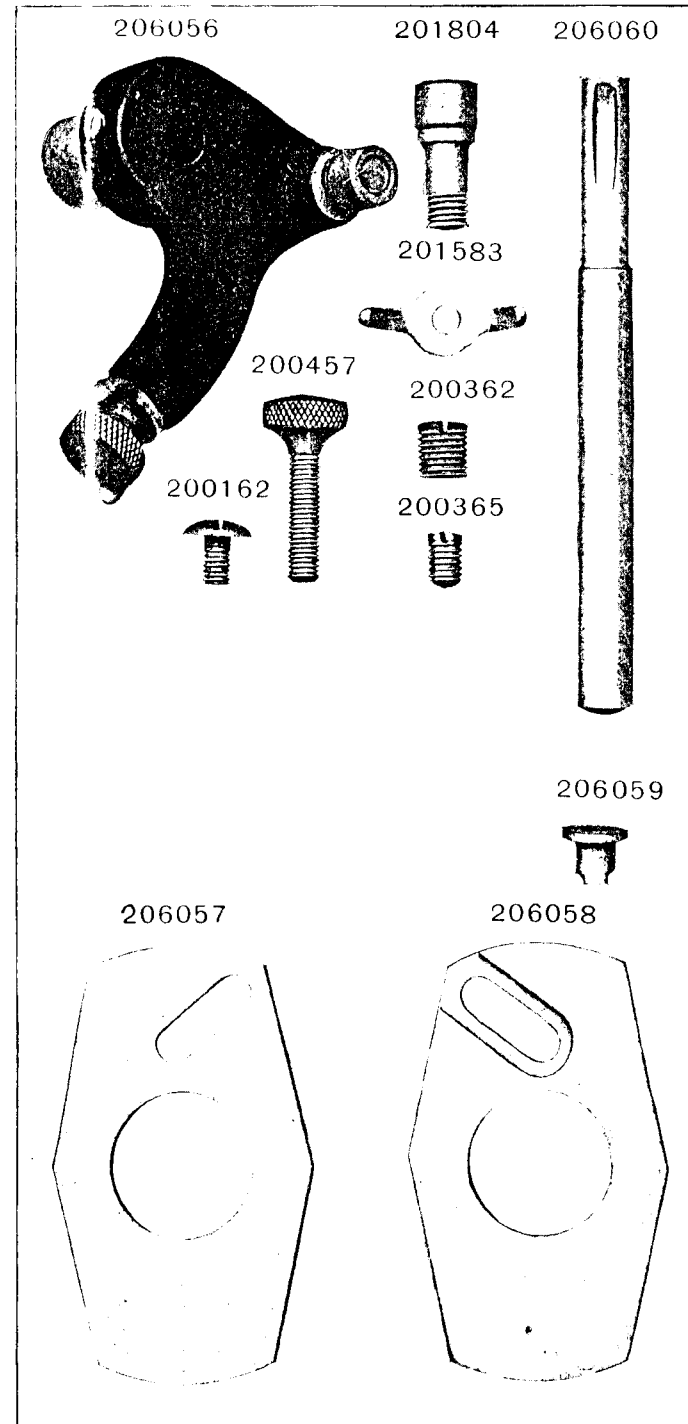




PLATE 11007-FULL SIZE

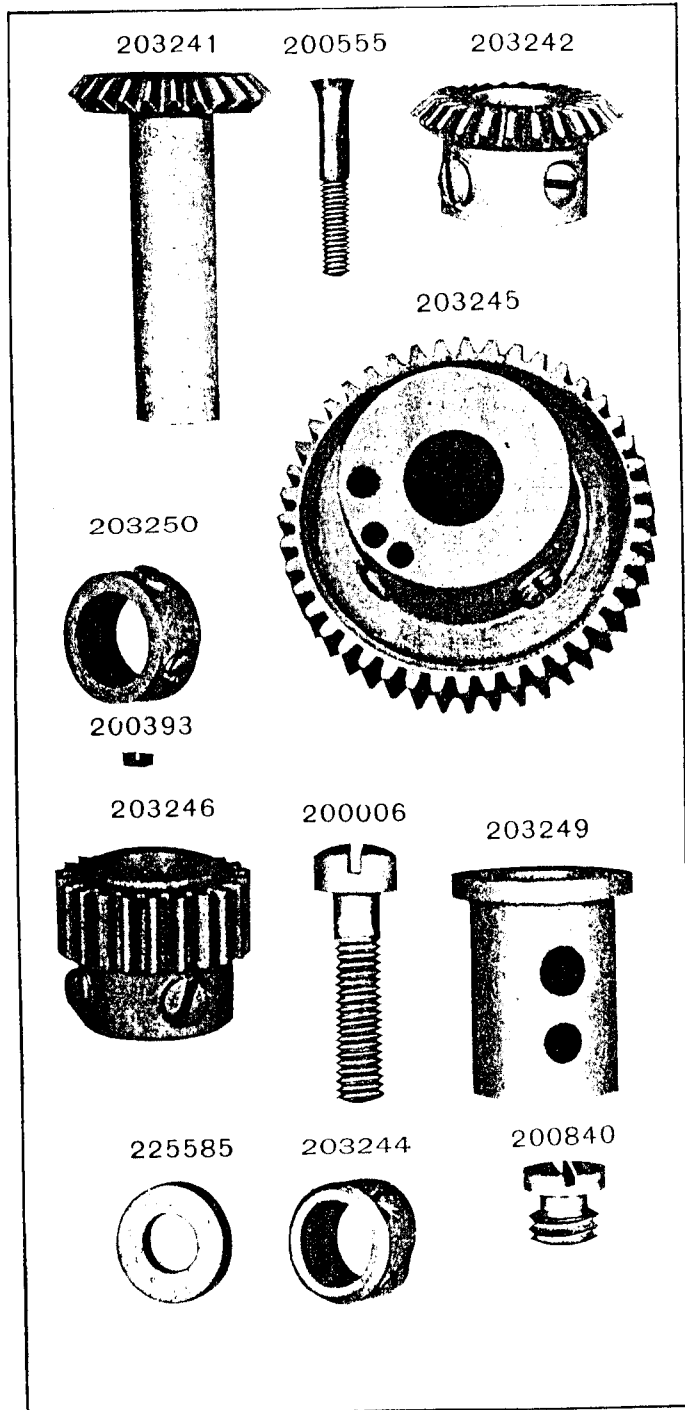


PLATE 11125 -ONE-FOURTH SIZE

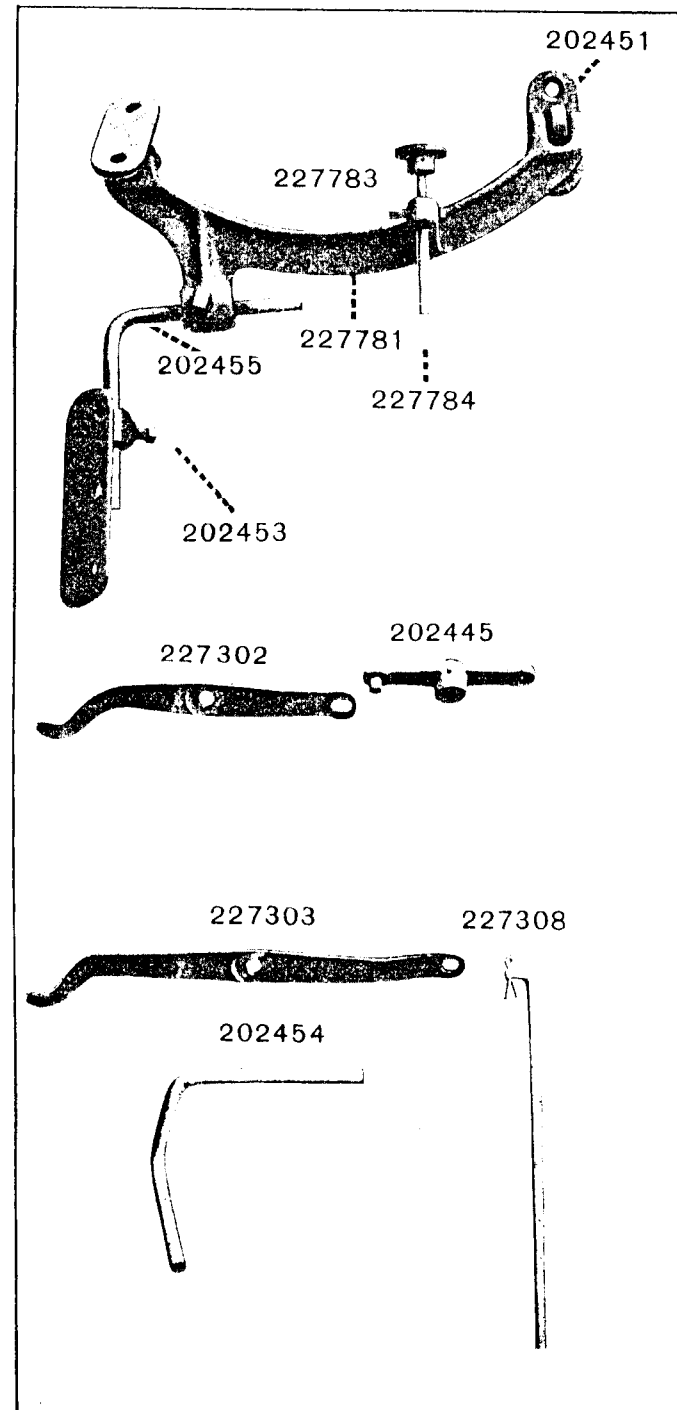


PLATE 11126-ONE-SIXTH SIZE

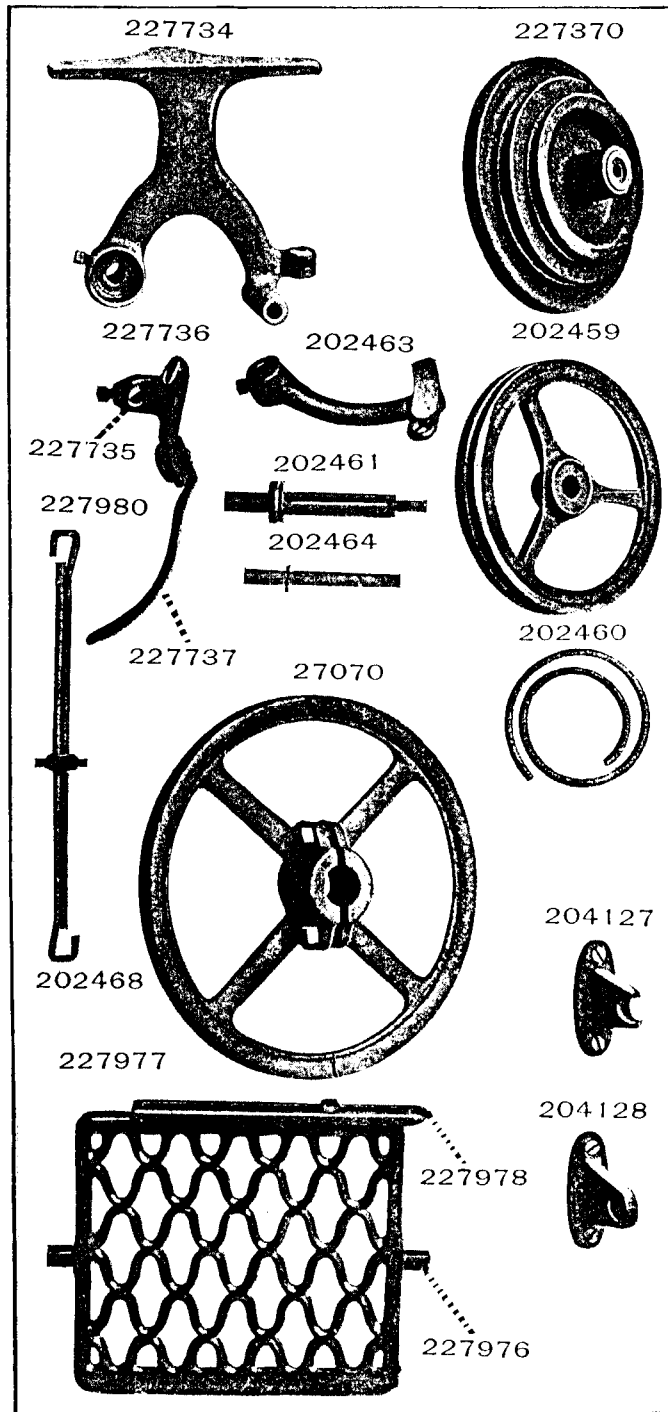


PLATE 11143-FULL SIZE

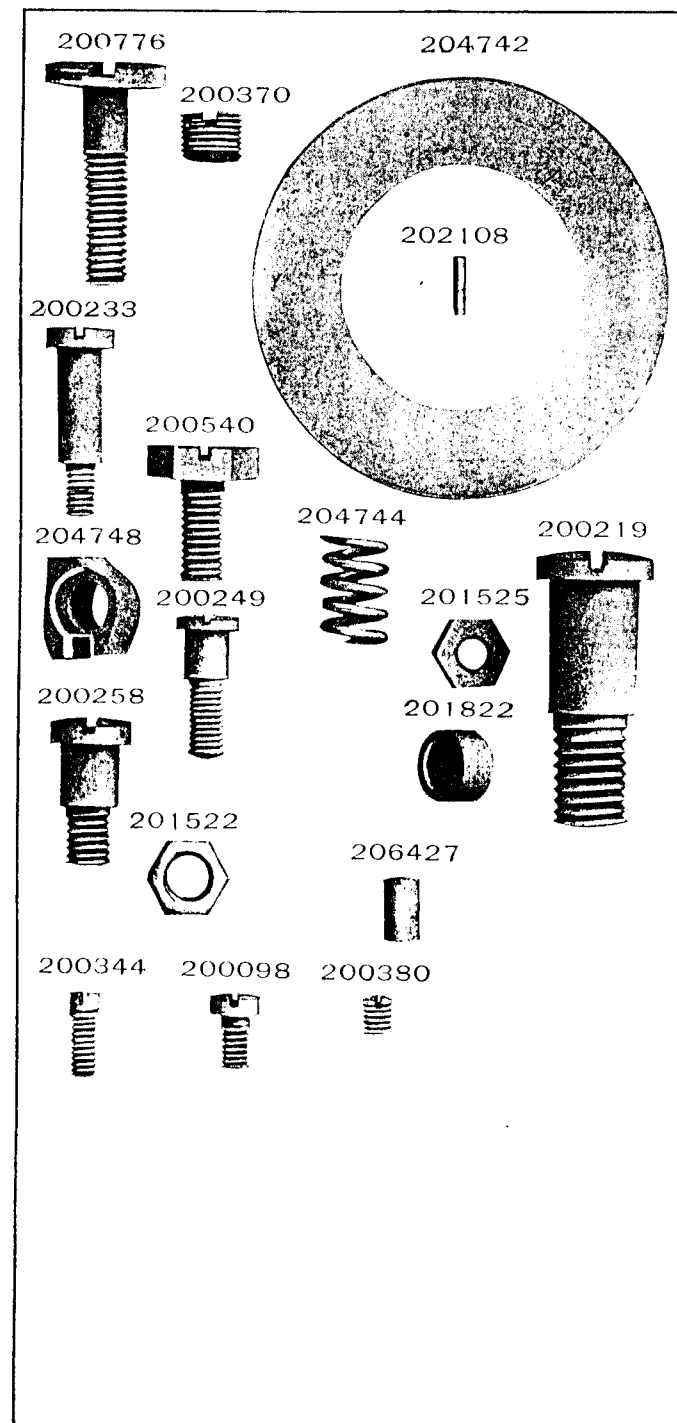


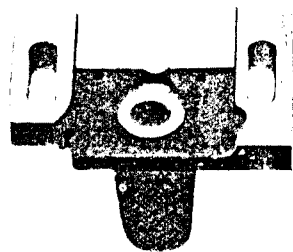
PLATE 11230—ONE-HALF SIZE

203241


203541



203543



203544



203208

203240



**203545**

№ 2 OUTFIT

203542

203209

203210



203254

203254

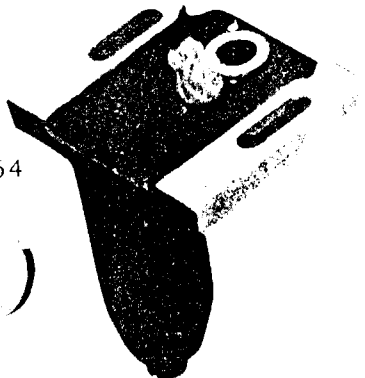
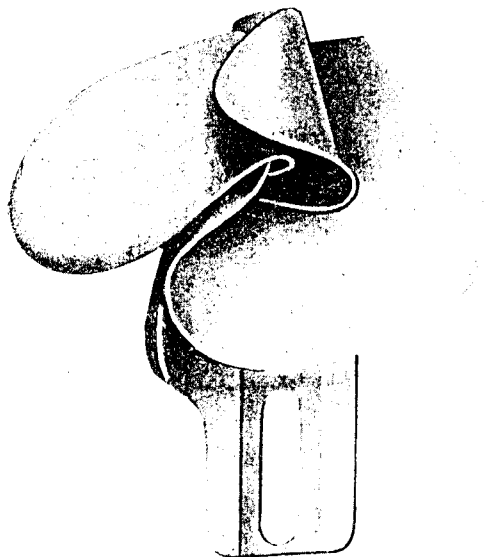


PLATE 11849 -FULL SIZE

230044



230045

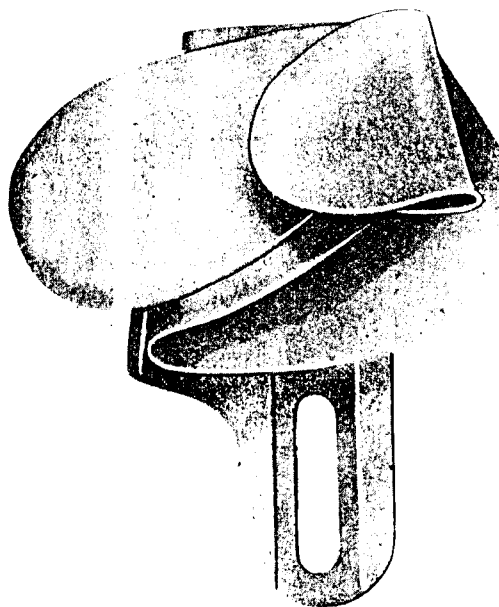


PLATE 11851-FULL SIZE

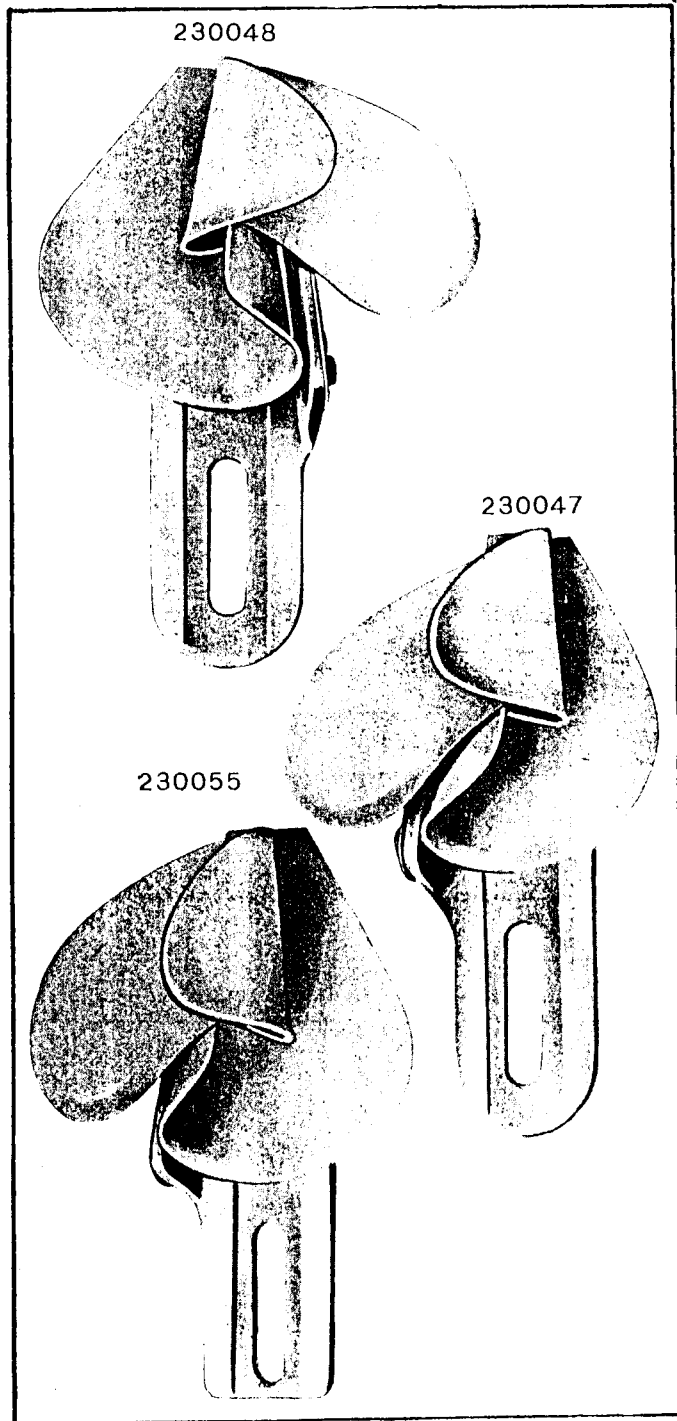


PLATE 11862-FULL SIZE

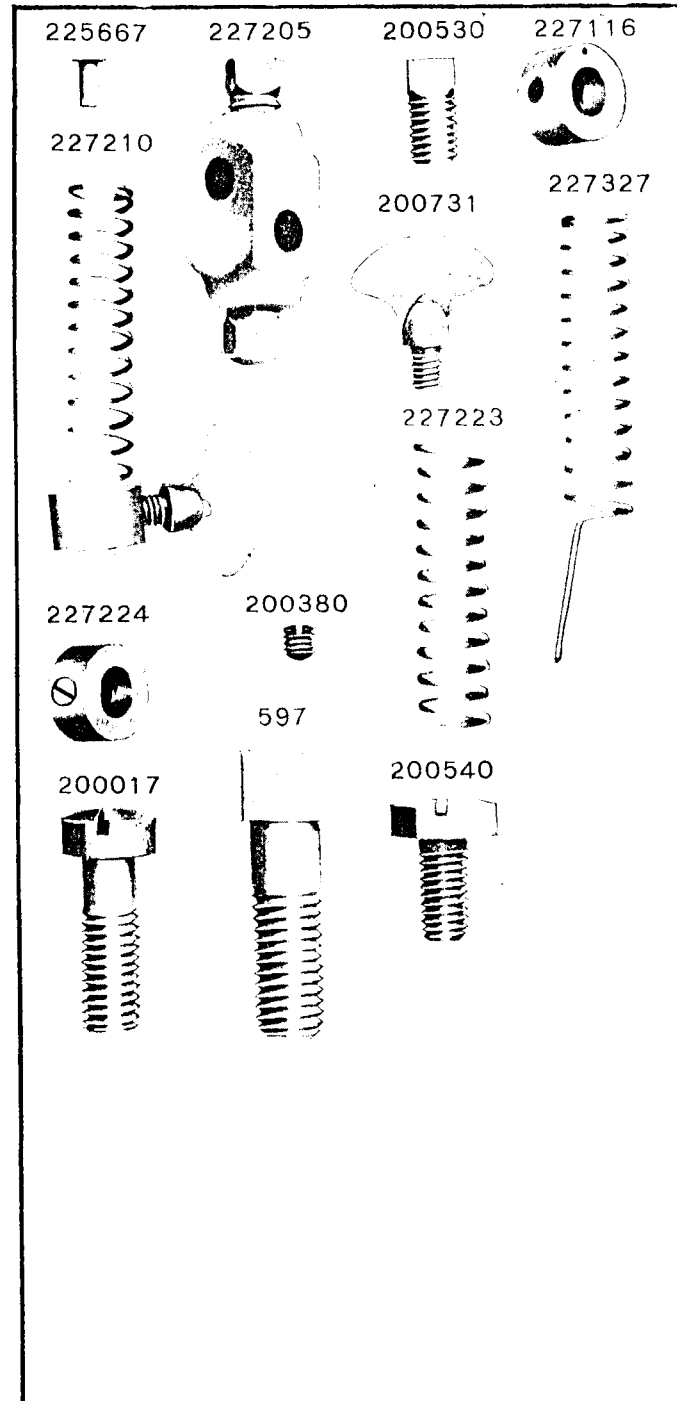


PLATE 11863-ONE-FOURTH SIZE

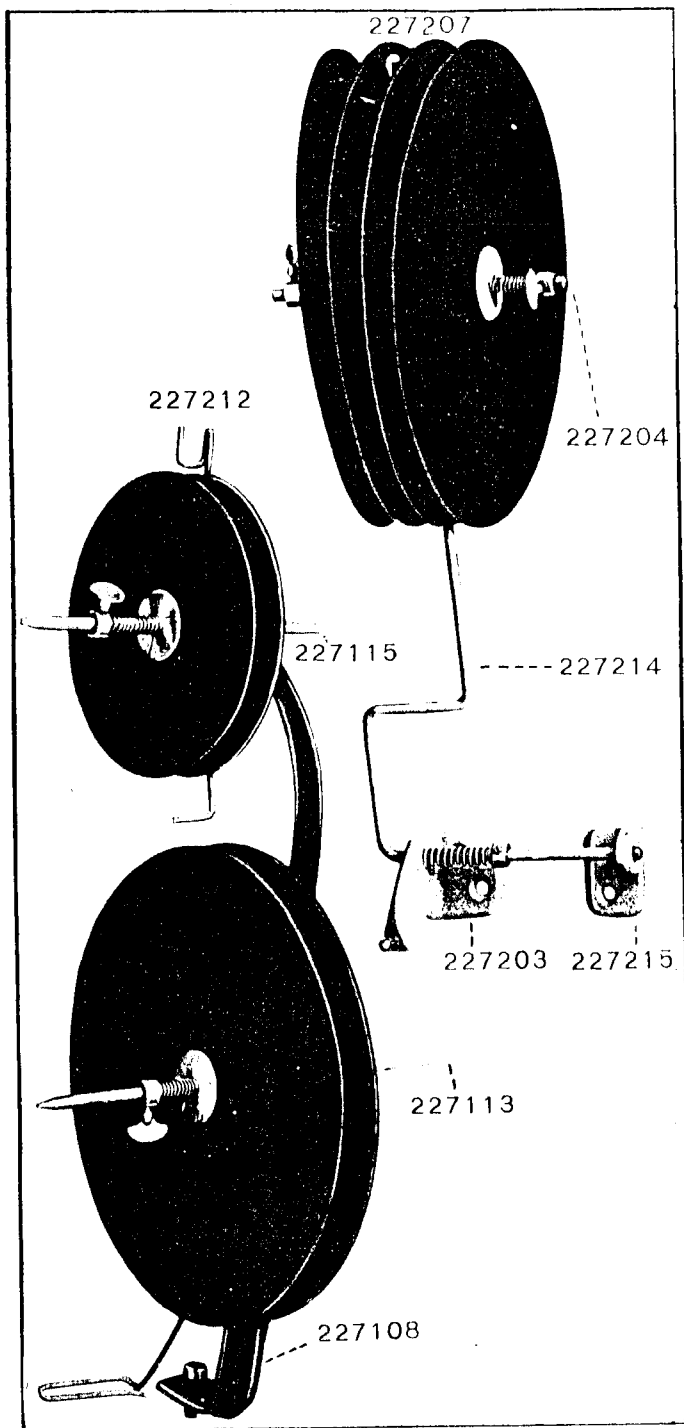


PLATE 11901-ONE-FOURTH SIZE




PLATE 11902 -FULL SIZE

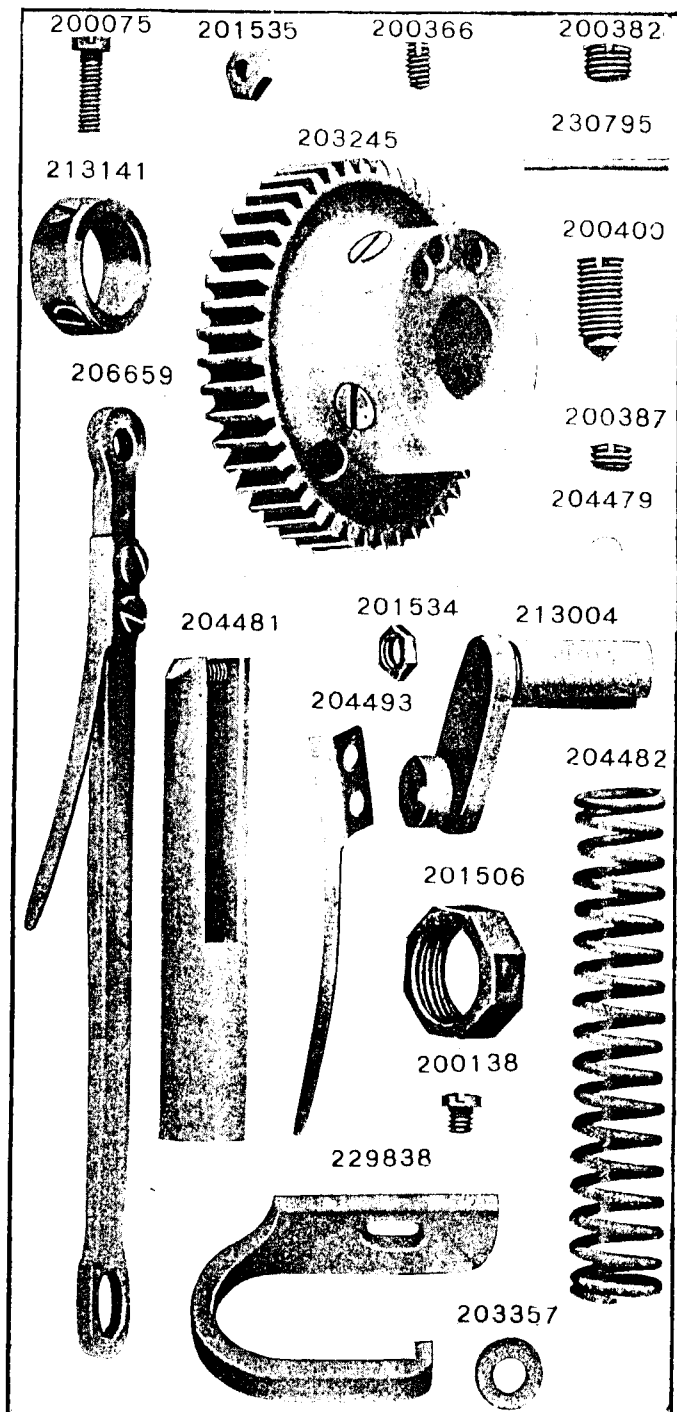


PLATE 11904 -ONE-HALF SIZE

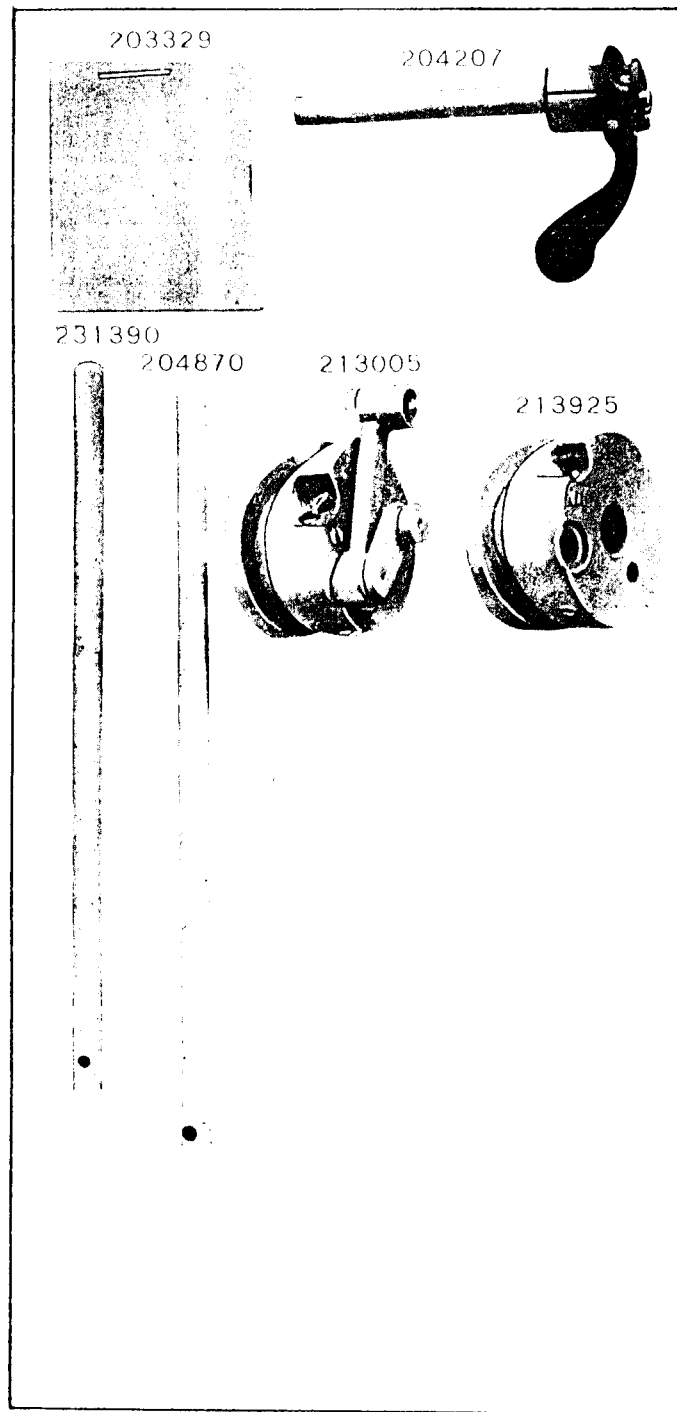


PLATE 11950 -ONE-HALF SIZE

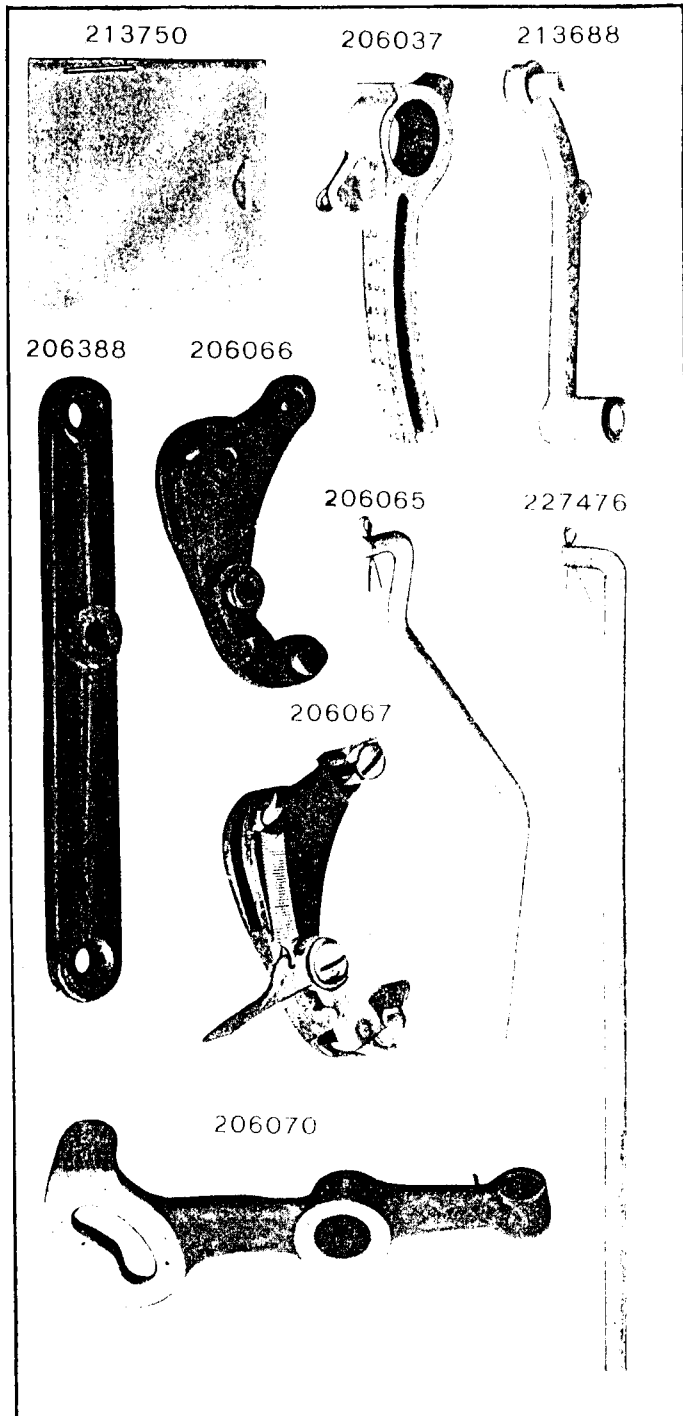


PLATE 11951-ONE-FOURTH SIZE

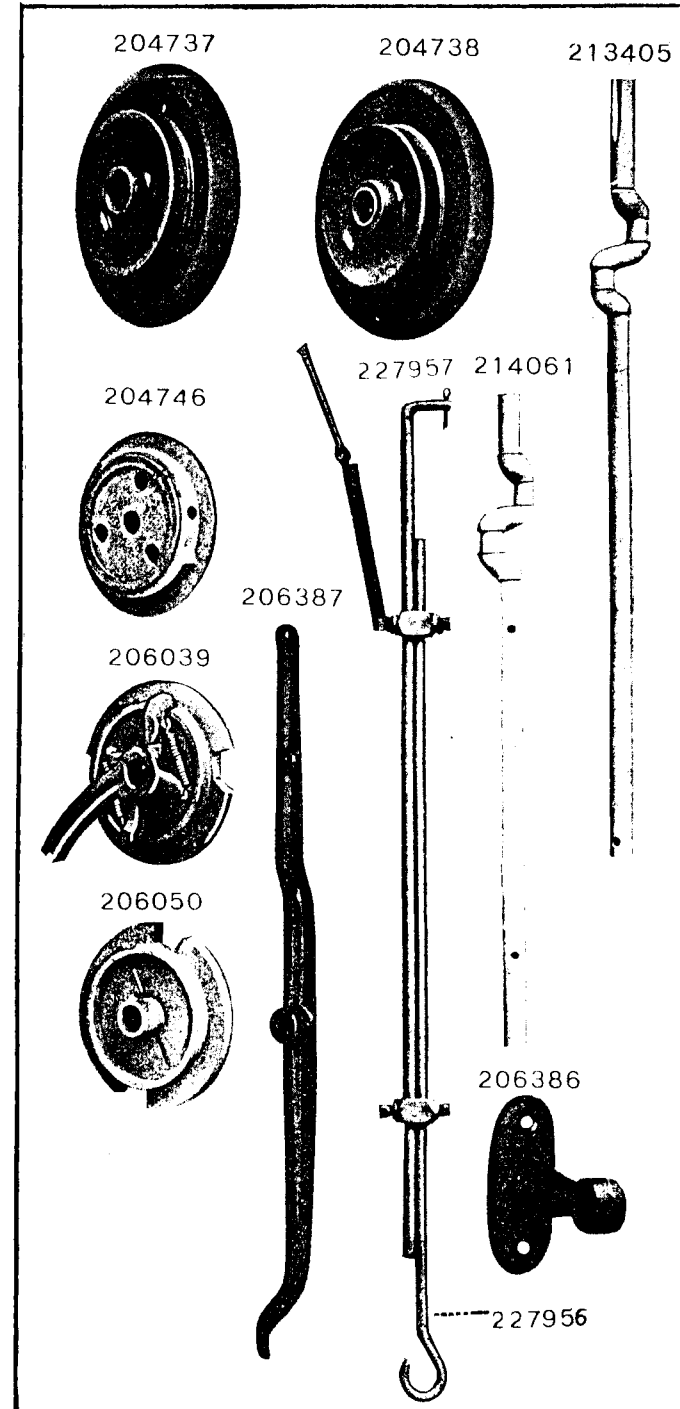


PLATE 11952-FULL SIZE




PLATE 11953-FULL SIZE

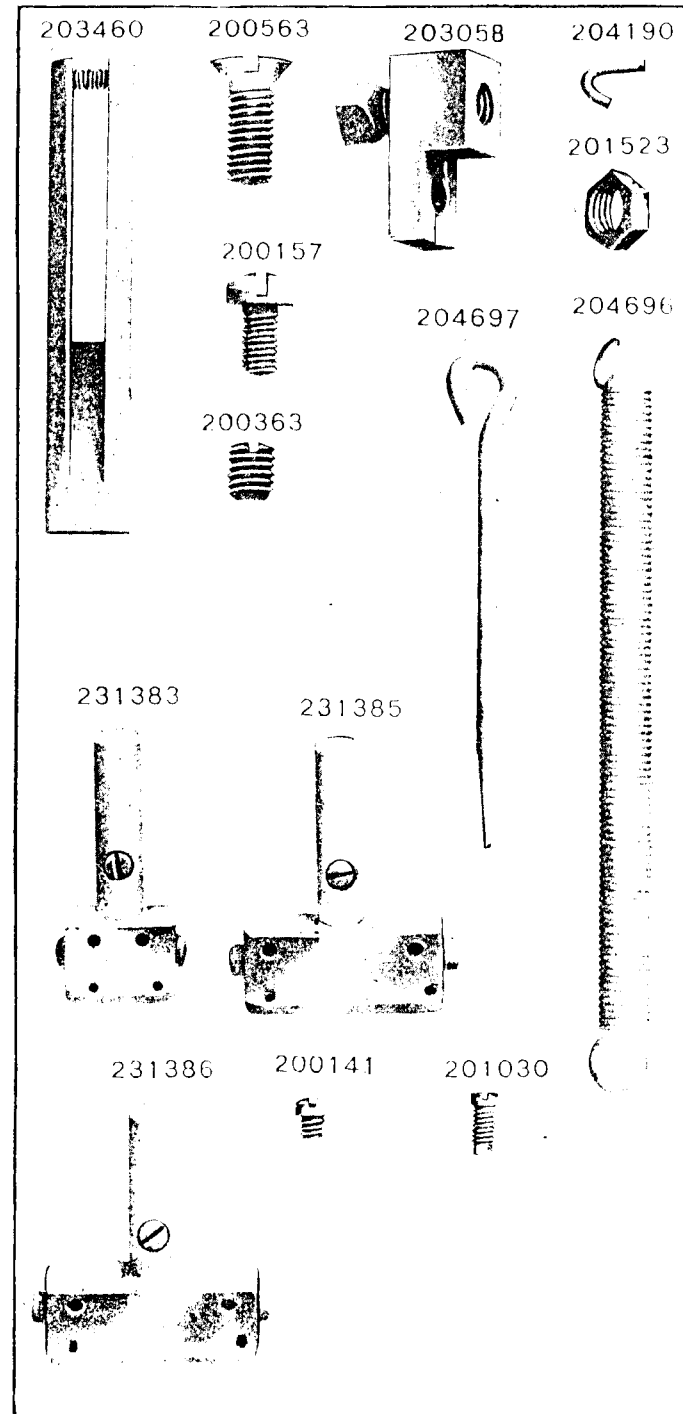




PLATE 11954 -FULL SIZE

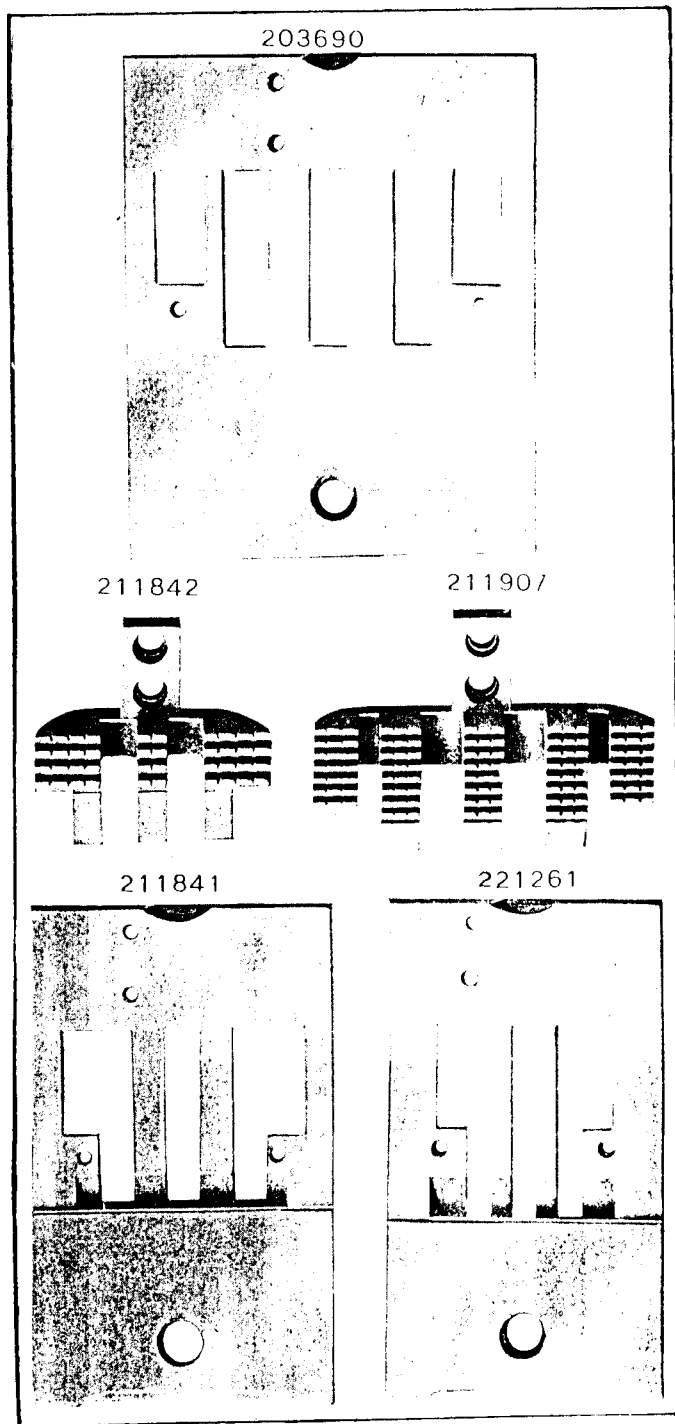


PLATE 11955 -FULL SIZE

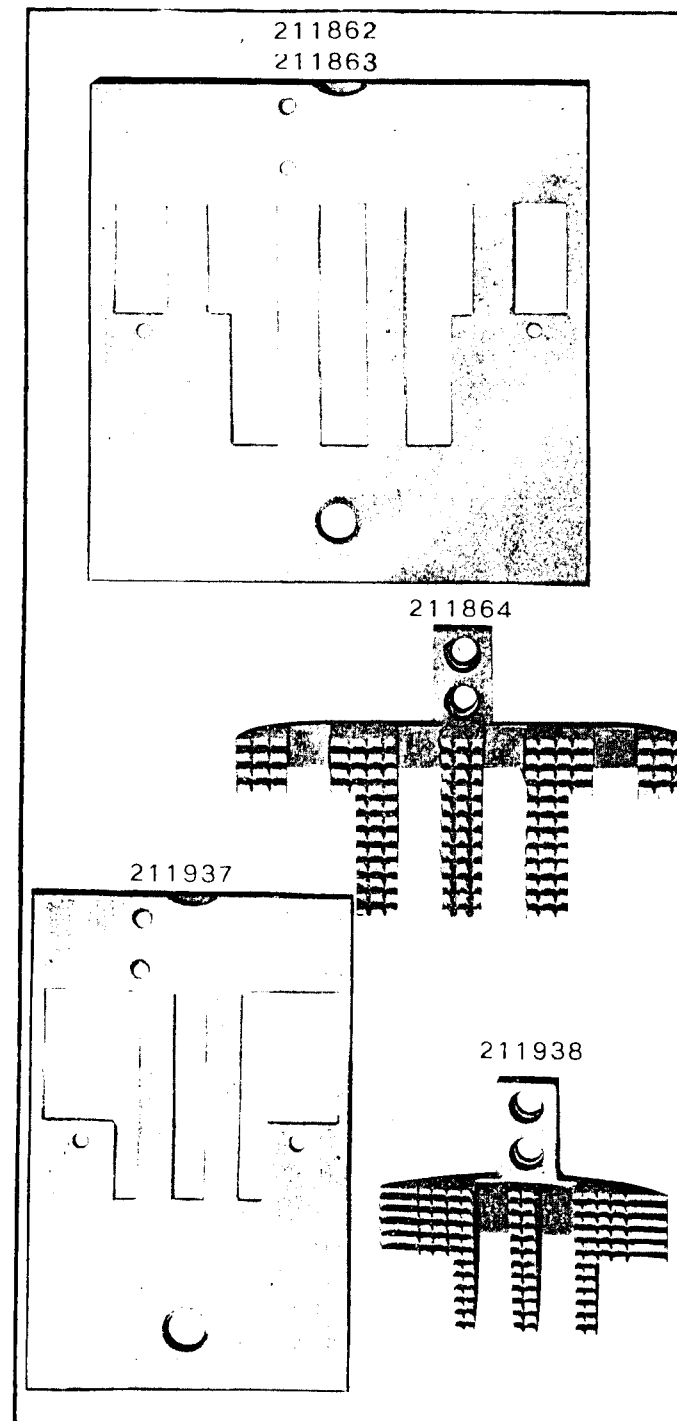



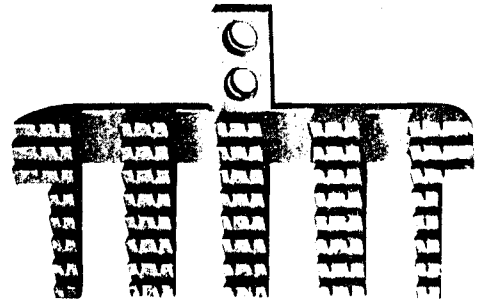
PLATE 11956 -FULL SIZE

211948


211949



211946



211883



211947


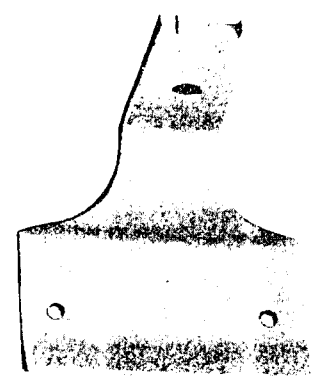
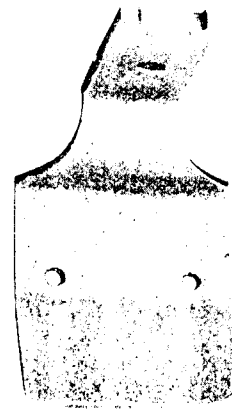


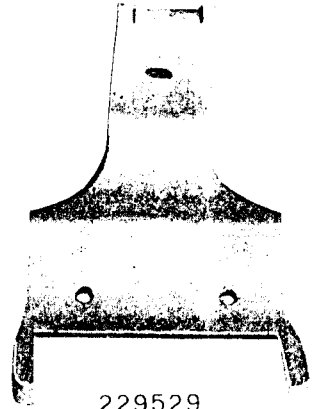
PLATE 11957 -FULL SIZE

229107

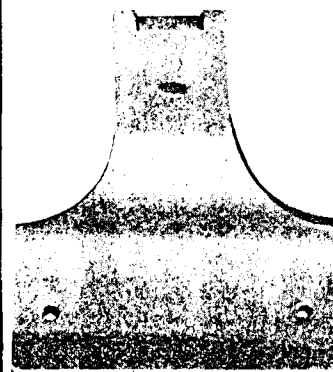
229578



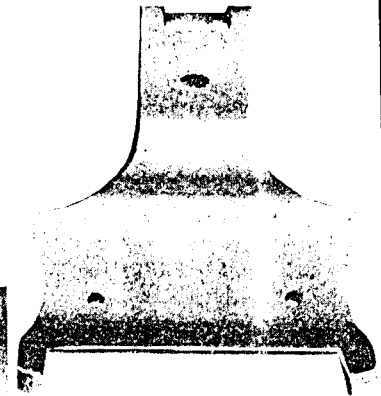
229530



229604



229529



229252




PLATE 11958 -FULL SIZE

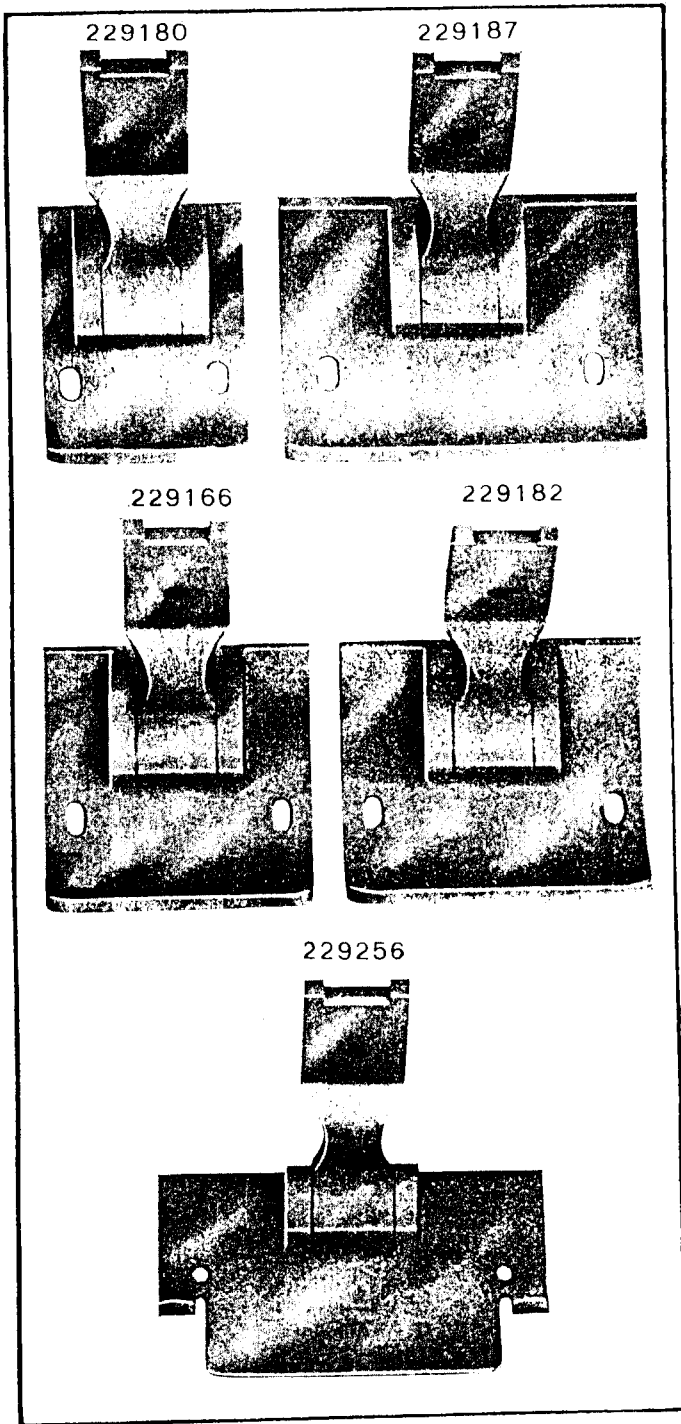


PLATE 11959 -FULL SIZE

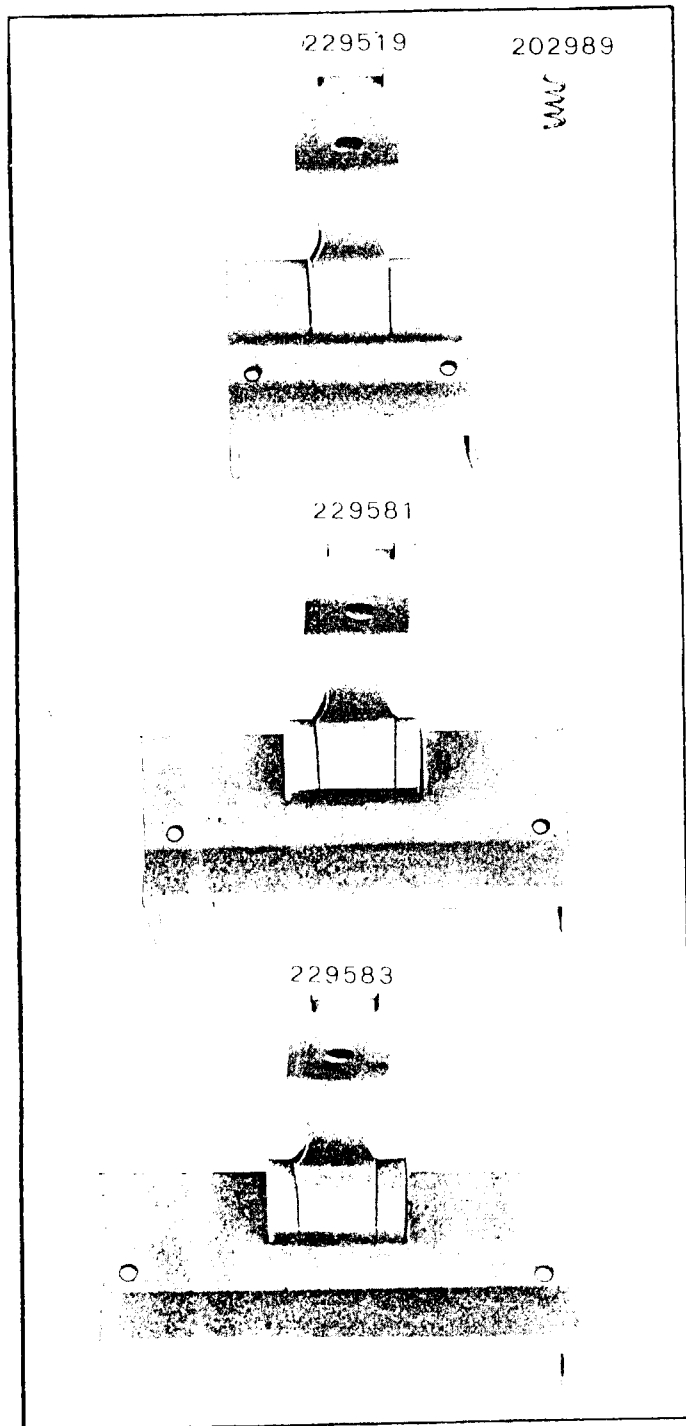



PLATE 11960 -FULL SIZE


229654



229655



206683



206685

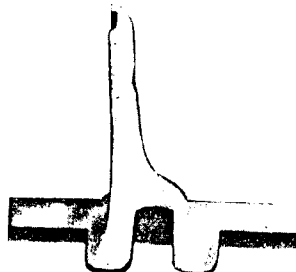

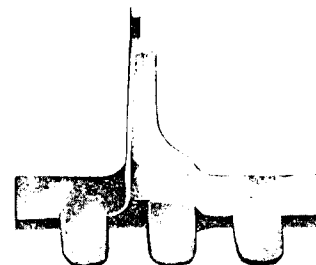


PLATE 11961 -FULL SIZE

229659



229660



206686

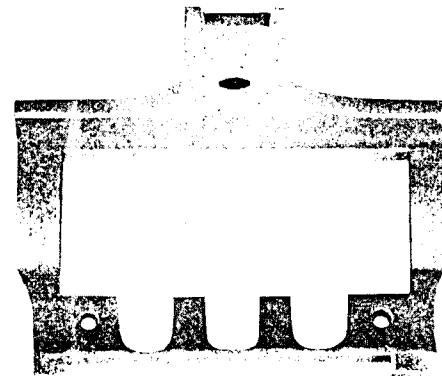
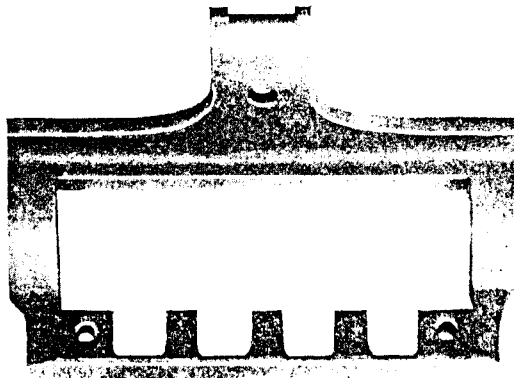
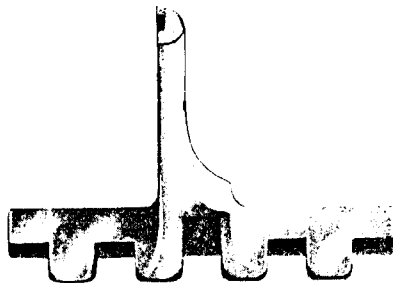


PLATE 11962 -FULL SIZE

206687



206689



206688

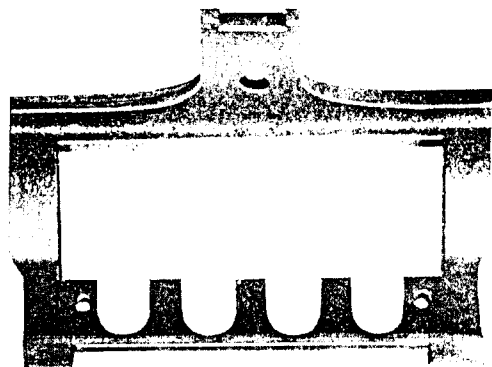
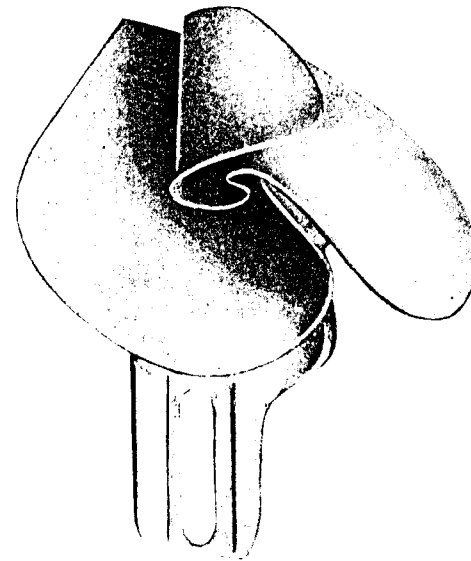


PLATE 11963 -FULL SIZE

230043



230046

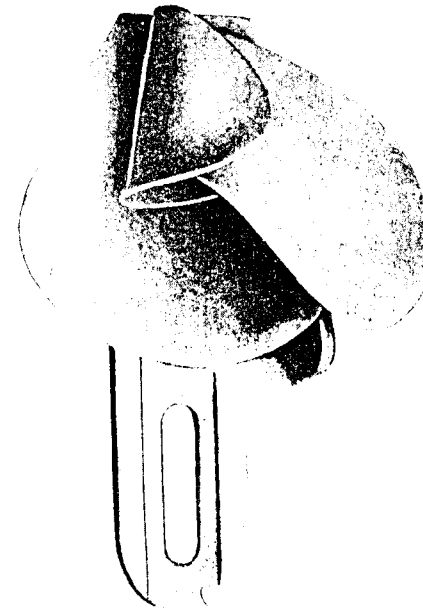


PLATE 11964 -FULL SIZE

230056



230086

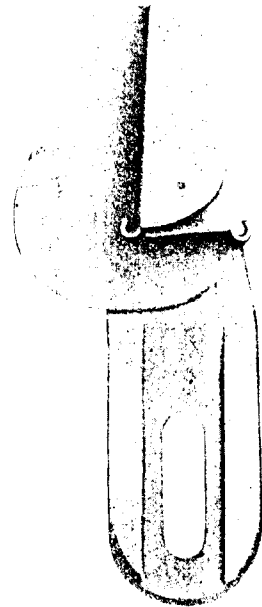
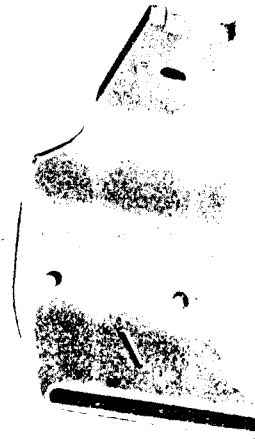
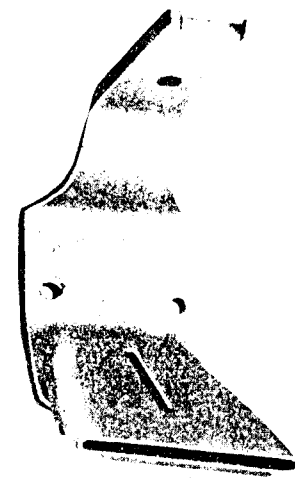


PLATE 11965 -FULL SIZE


230138



230129



230133



230137

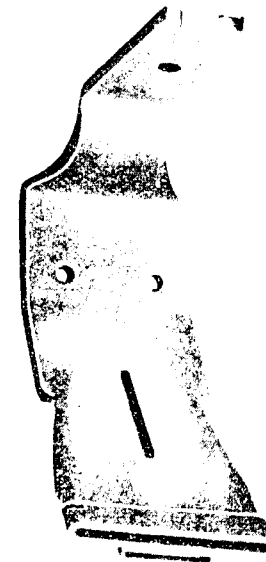


PLATE 11966 -FULL SIZE

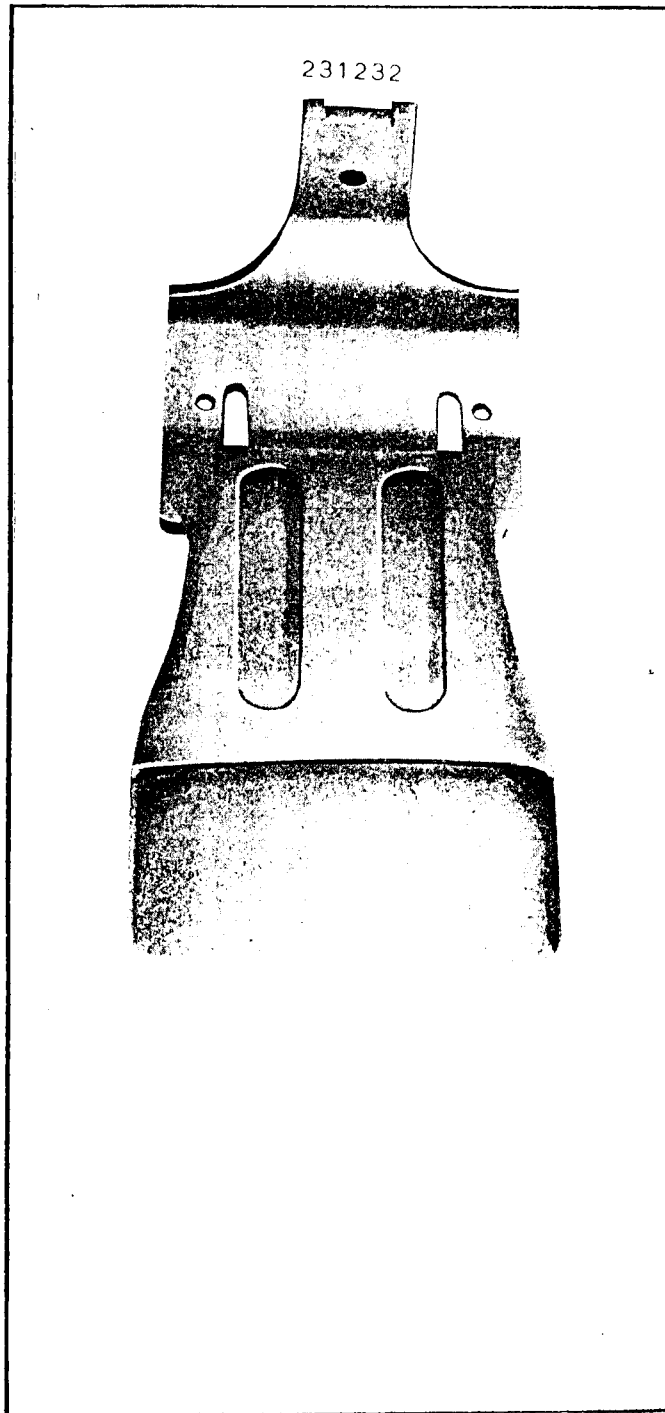


PLATE 12093 -FULL SIZE

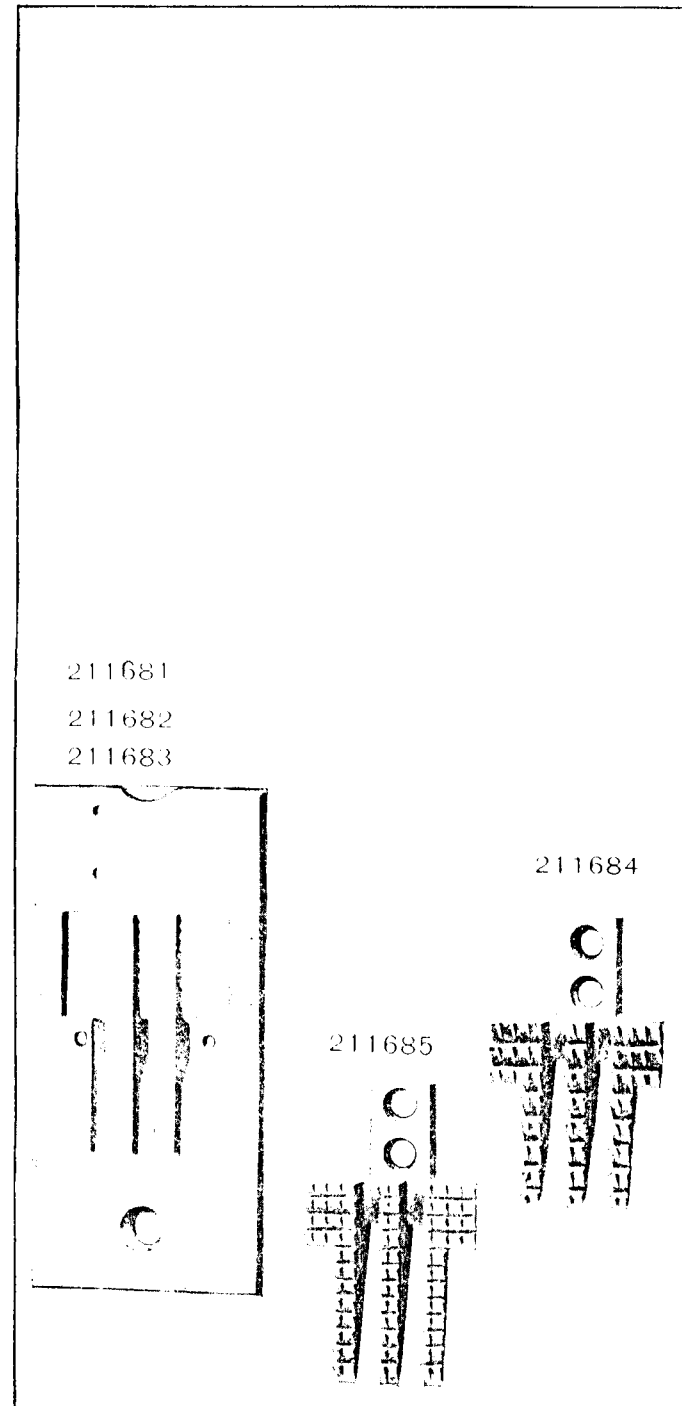



PLATE 12094-FULL SIZE


211686

211687

211688




211689



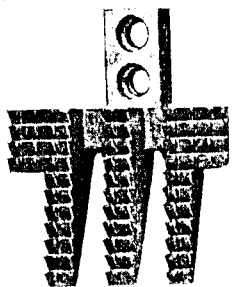
211690

211691

211692



211693



211694


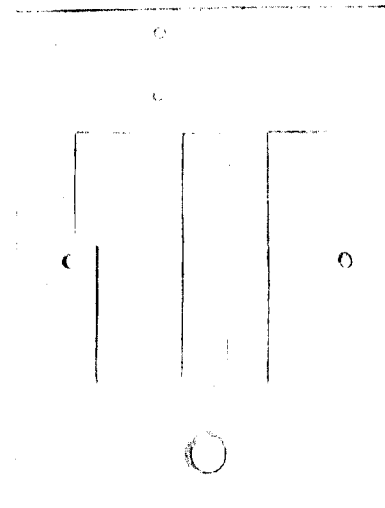


PLATE 12095-FULL SIZE

211695


211696

211697




211243

211909



211698



211910

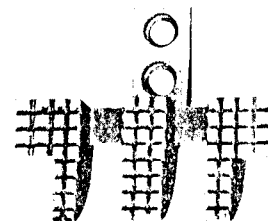
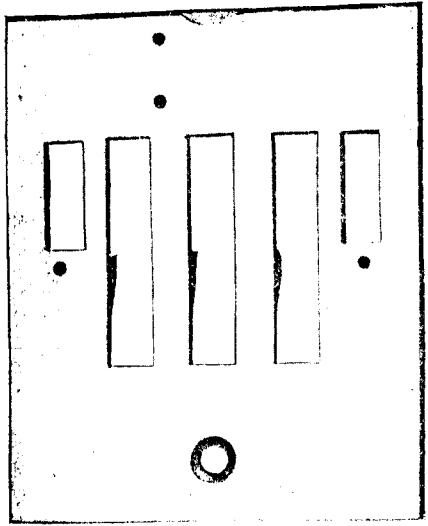





PLATE 12096-FULL SIZE

211699  
211700  
211701



211702



211703






PLATE 12097-FULL SIZE

211704  
211705  
211706



211707



211708




PLATE 12098-FULL SIZE

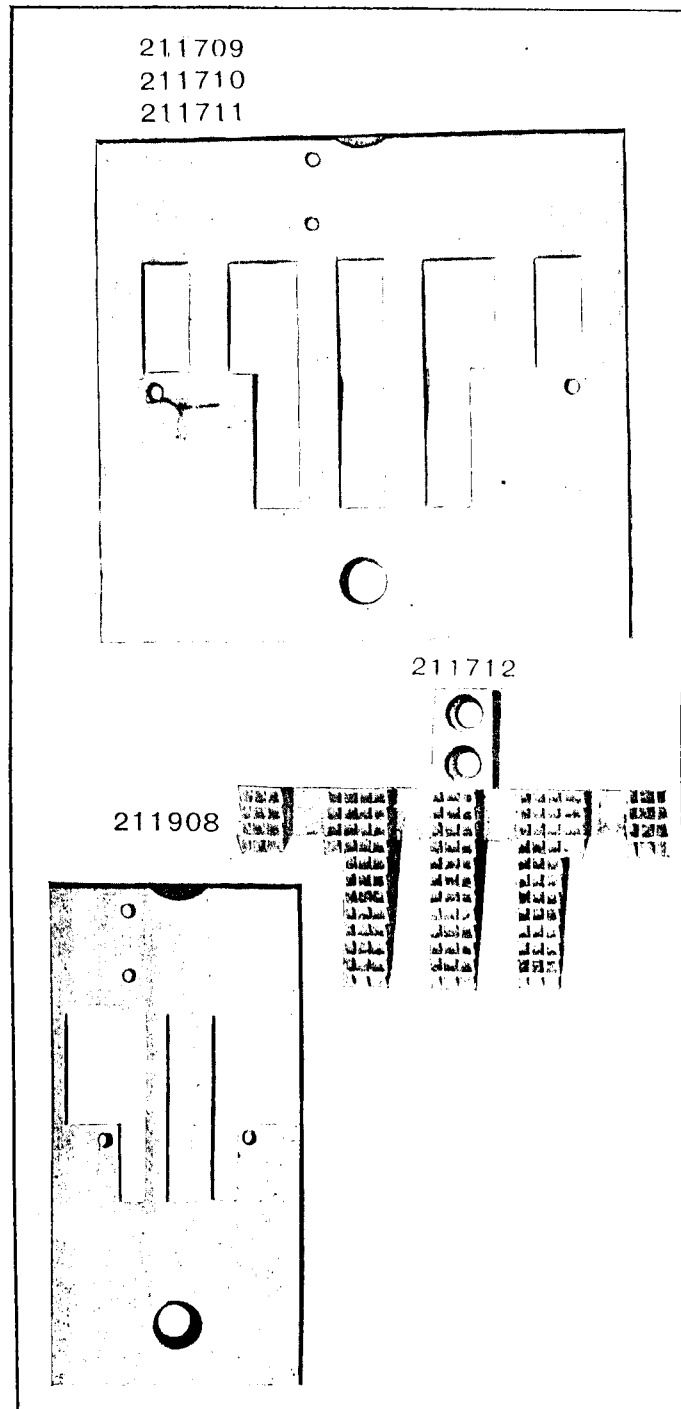


PLATE 12104-FULL SIZE

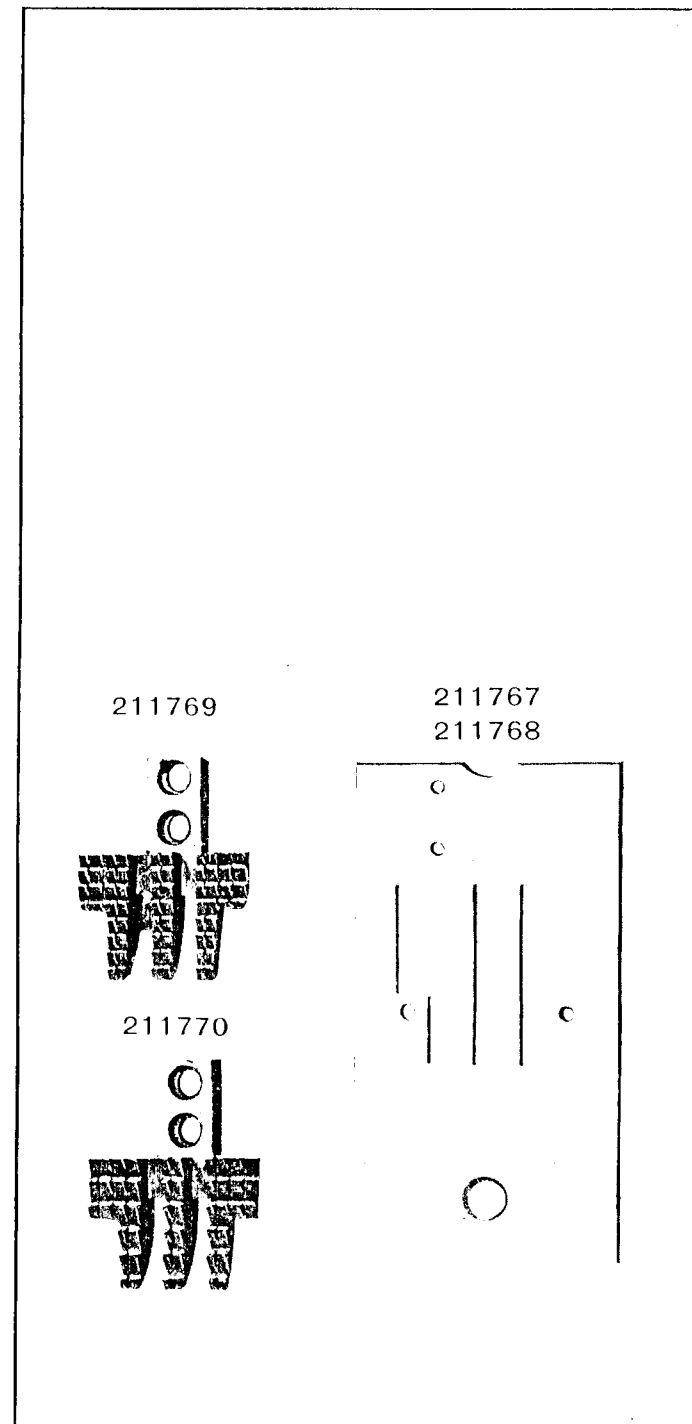


PLATE 12109—FULL SIZE

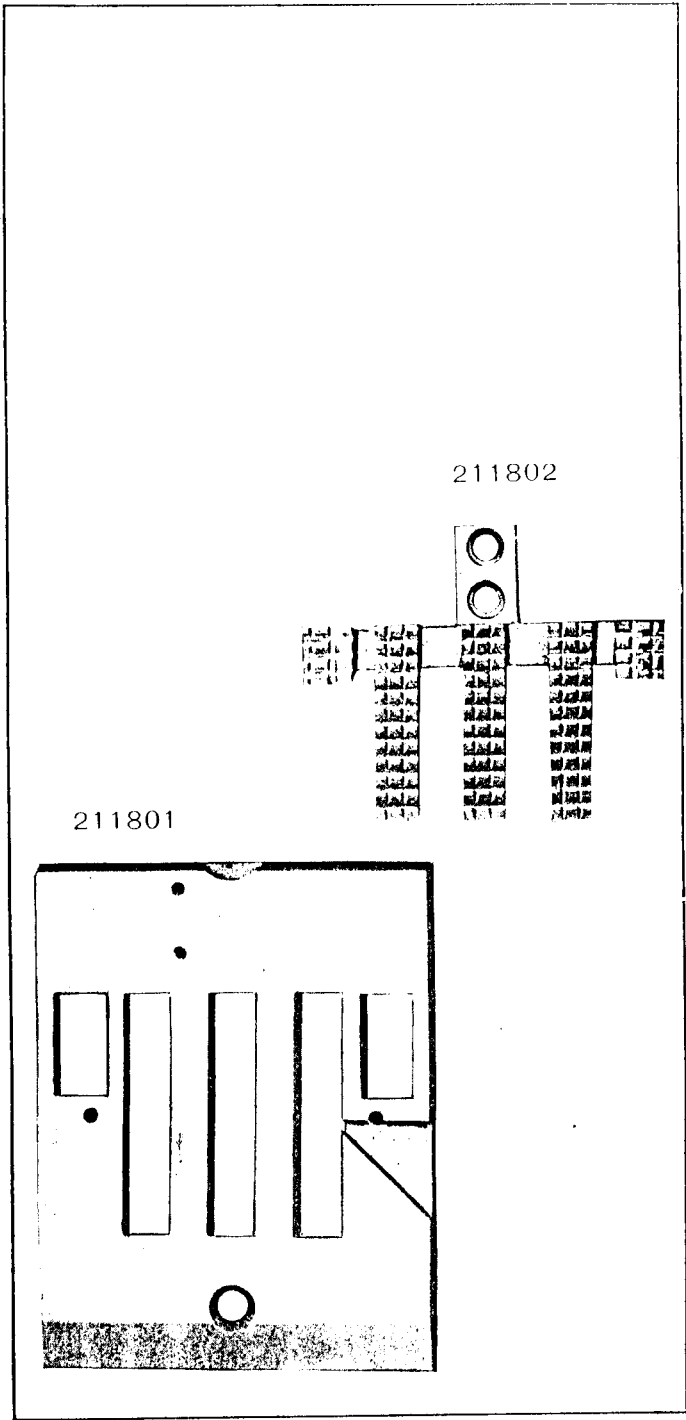


PLATE 12305—FULL SIZE




PLATE 12306-FULL SIZE

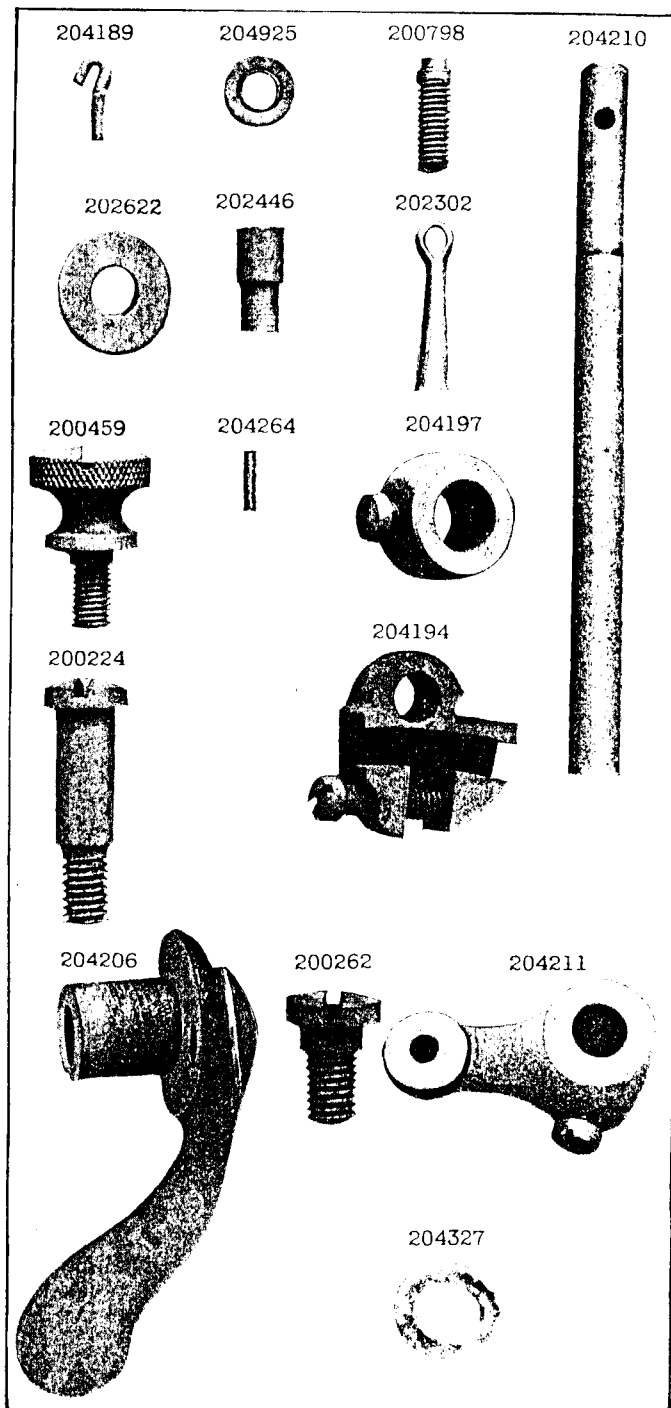


PLATE 12307-FULL SIZE

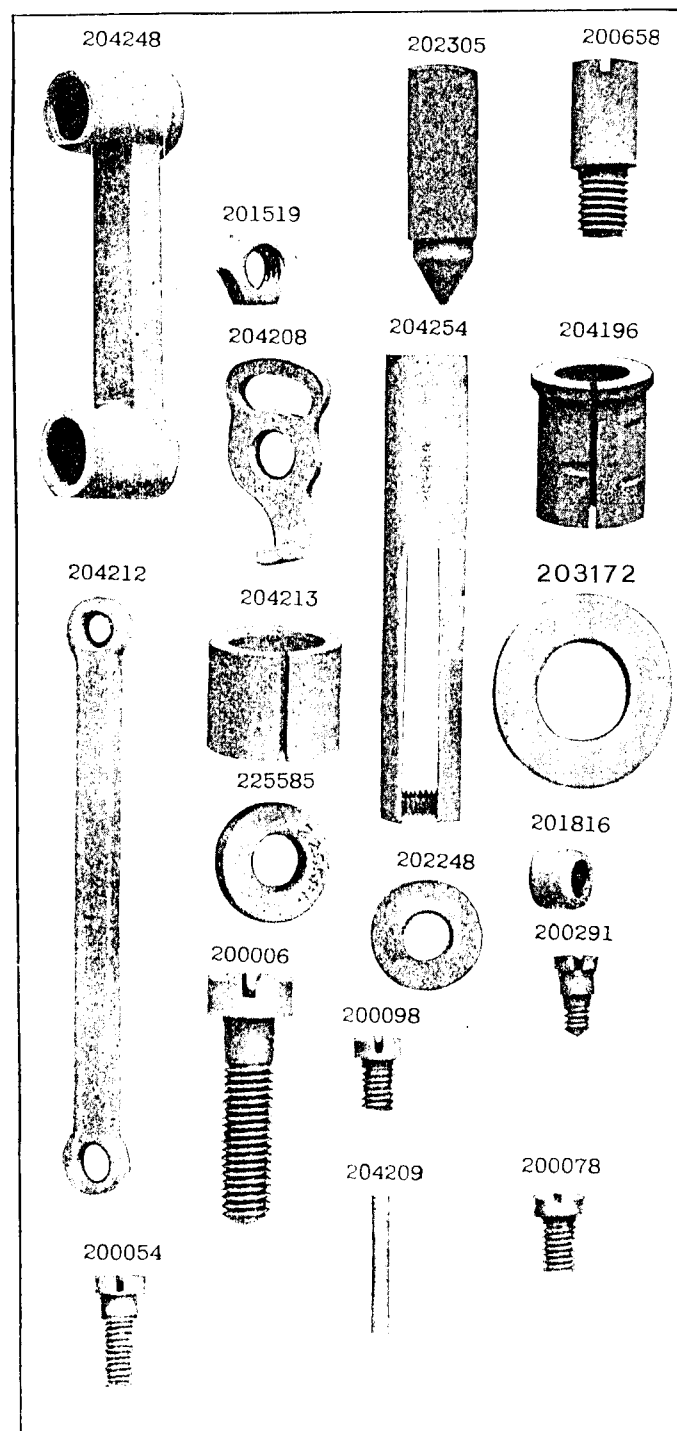


PLATE 12308-FULL SIZE

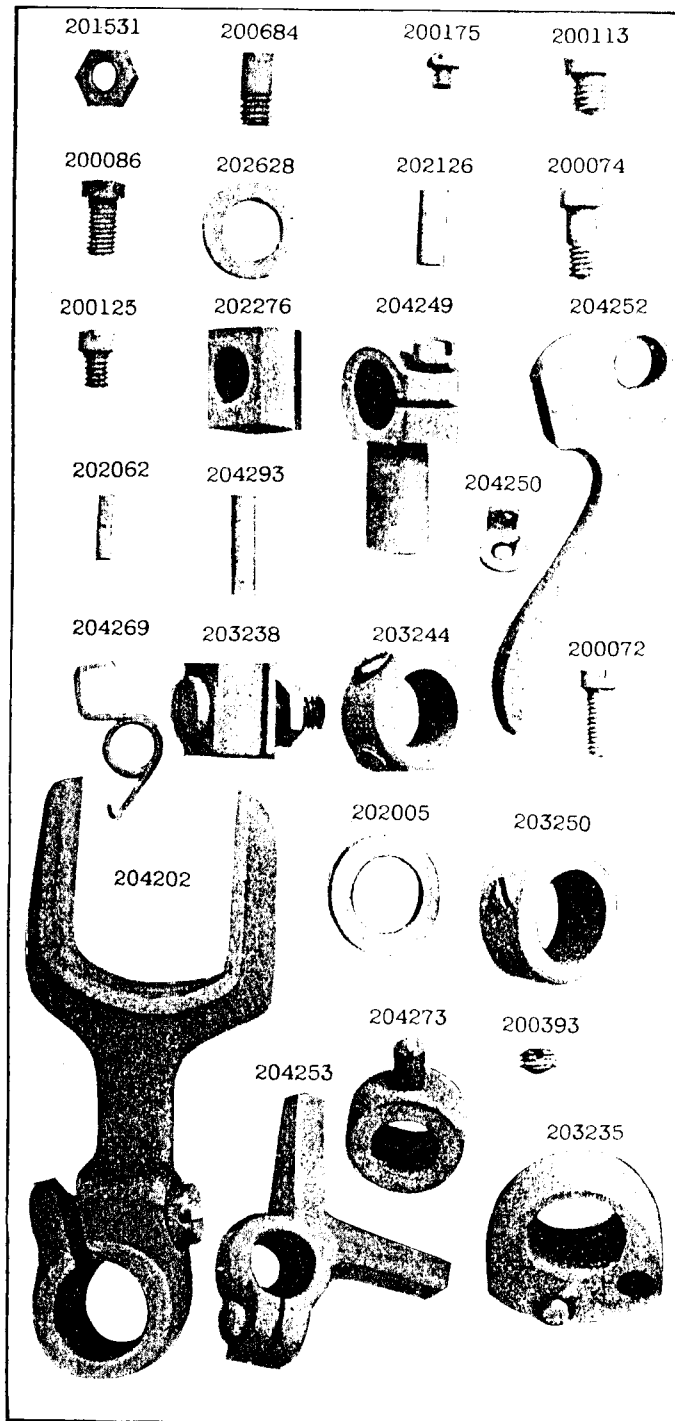


PLATE 12309-FULL SIZE




PLATE 12310-FULL SIZE

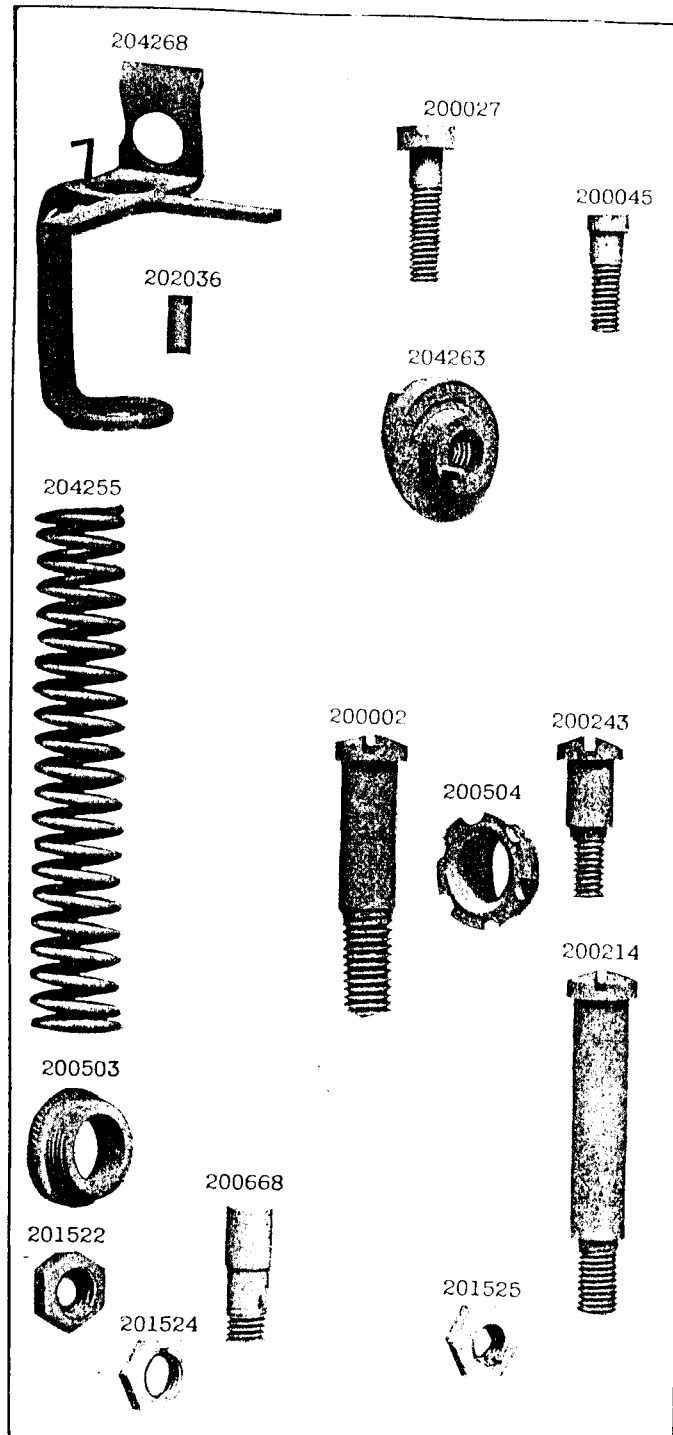


PLATE 12311-FULL SIZE

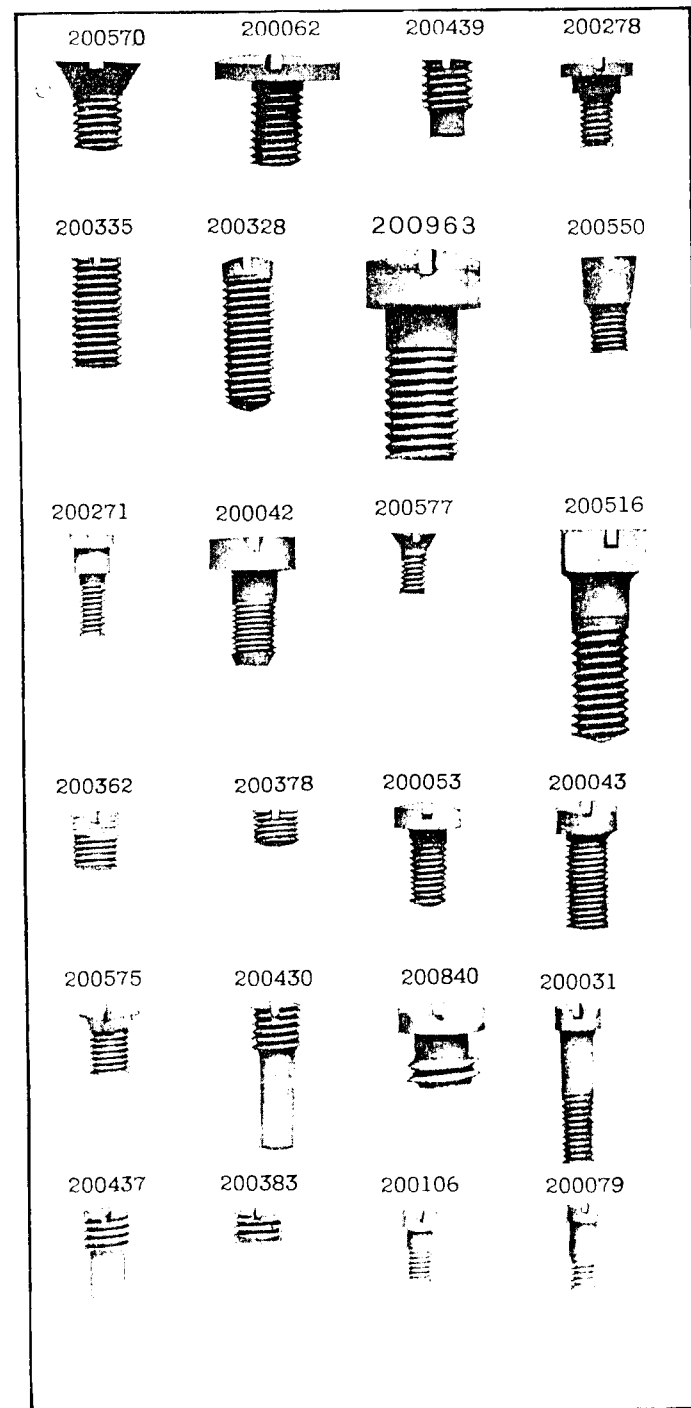


PLATE 12312 - FULL SIZE

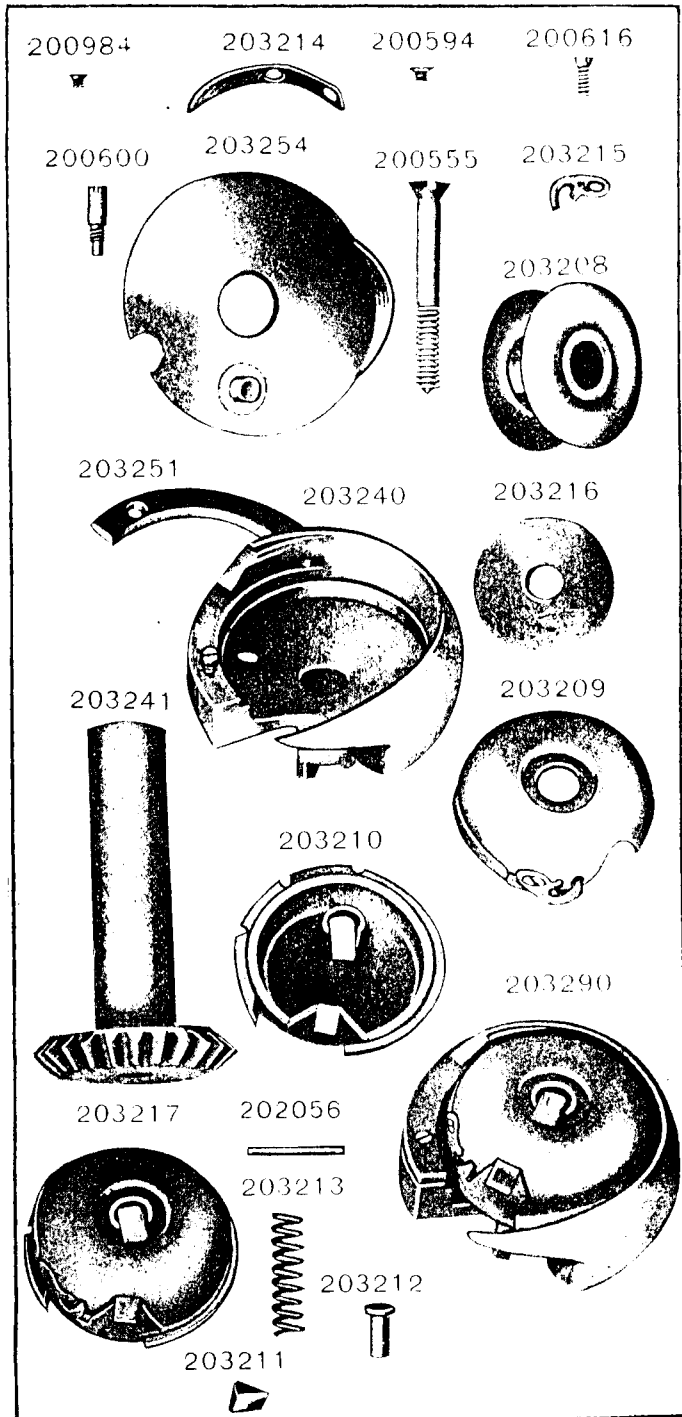


PLATE 12319 - FULL SIZE

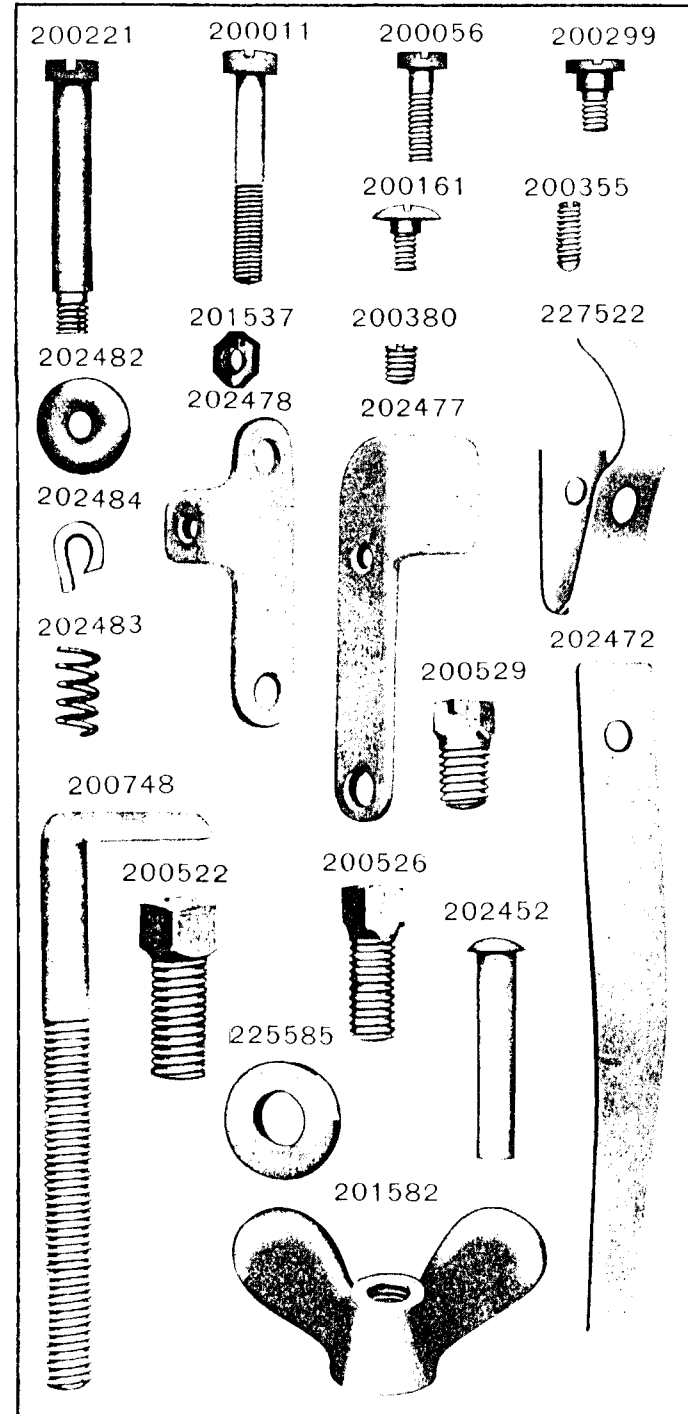


PLATE 12320—ONE-HALF SIZE

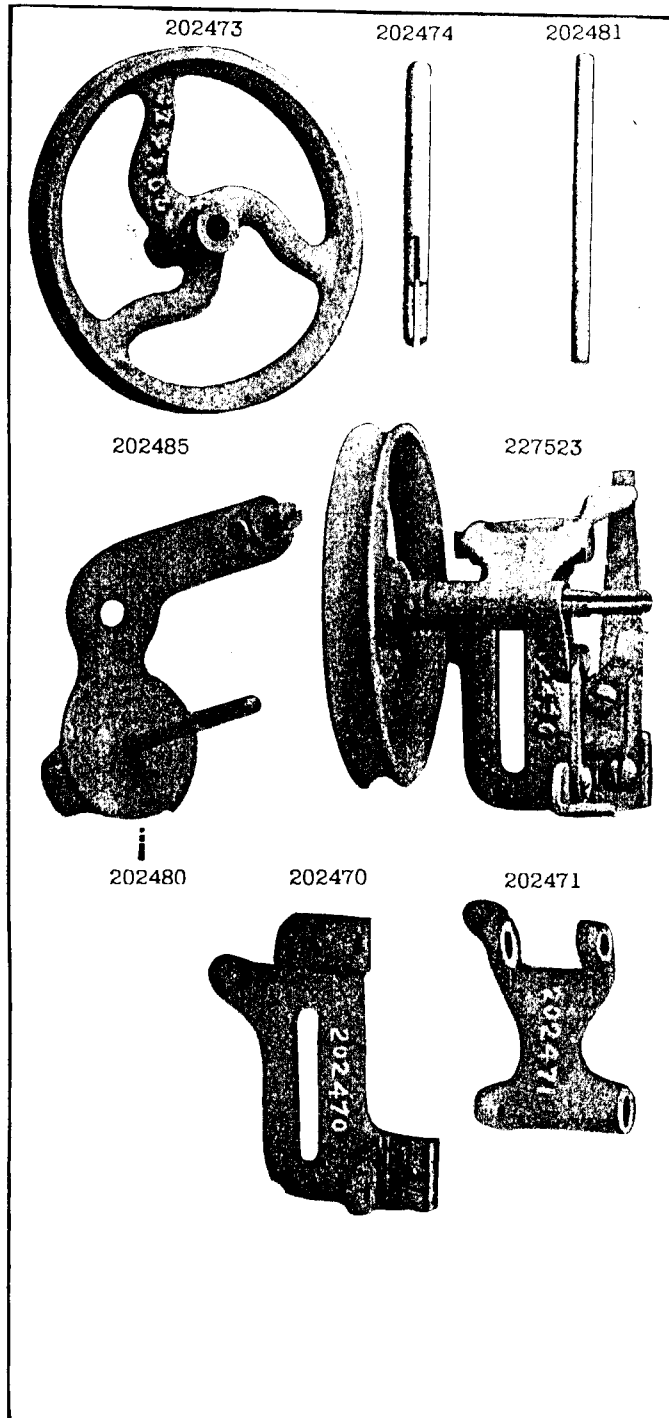


PLATE 12321—FULL SIZE

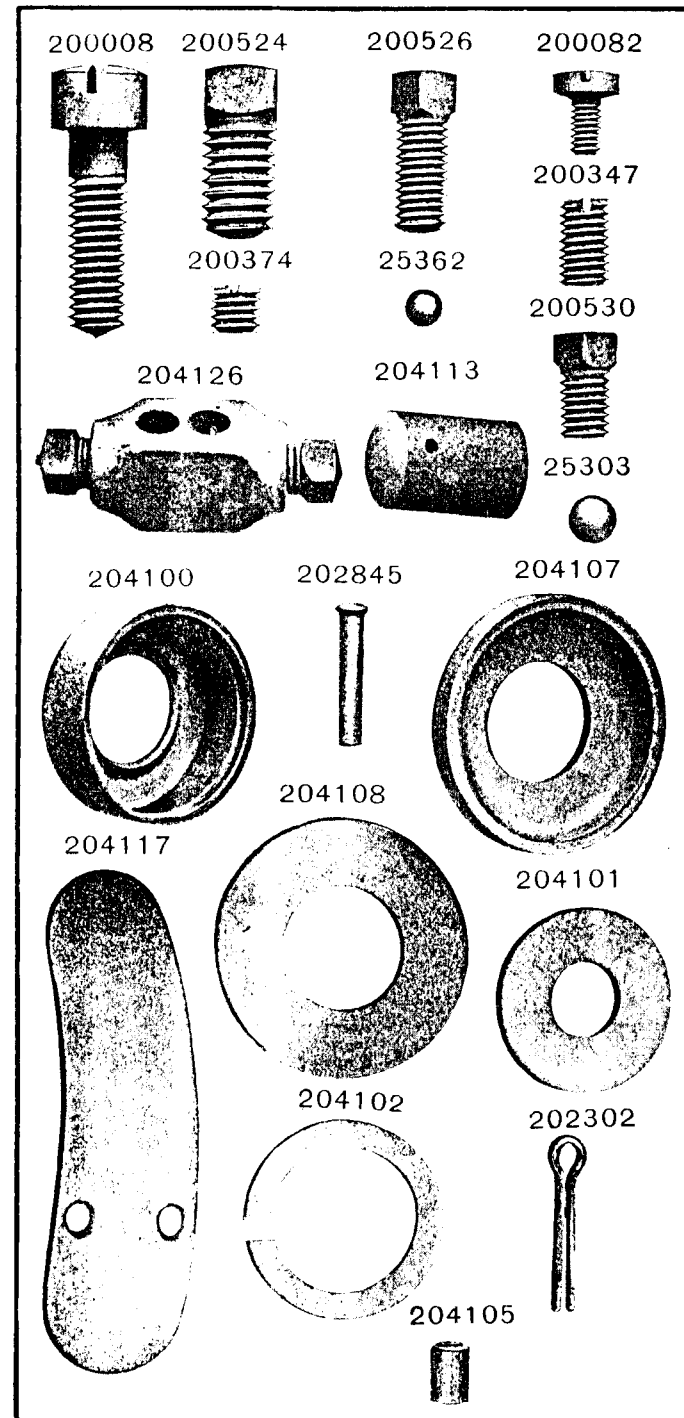




PLATE 12322-FULL SIZE

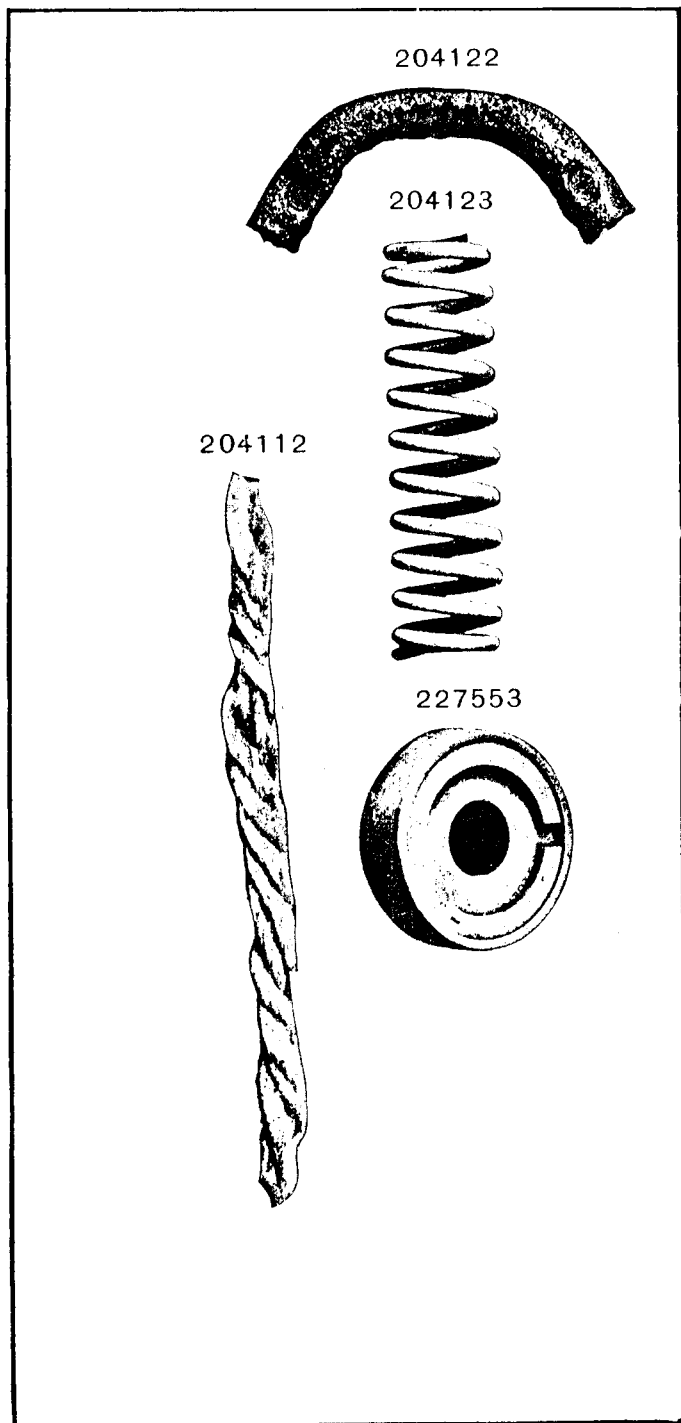


PLATE 12334-ONE-HALF SIZE

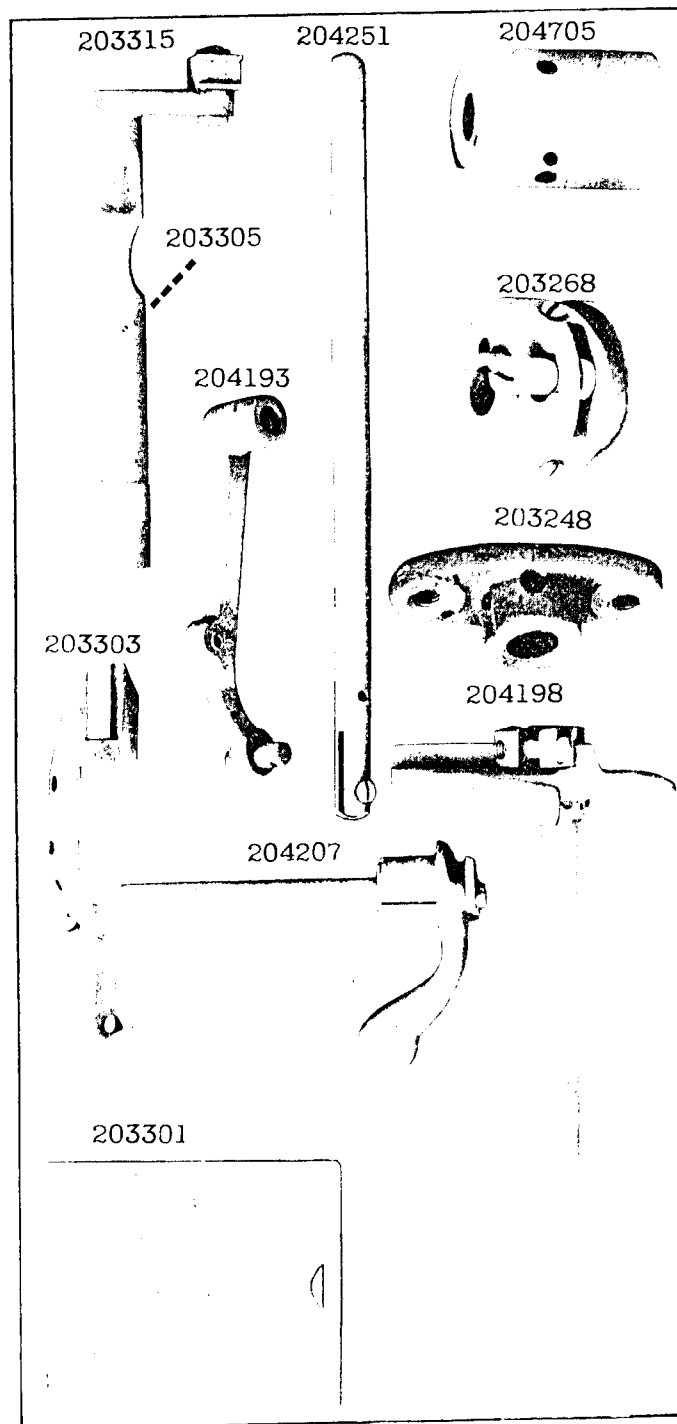


PLATE 12341-FULL SIZE

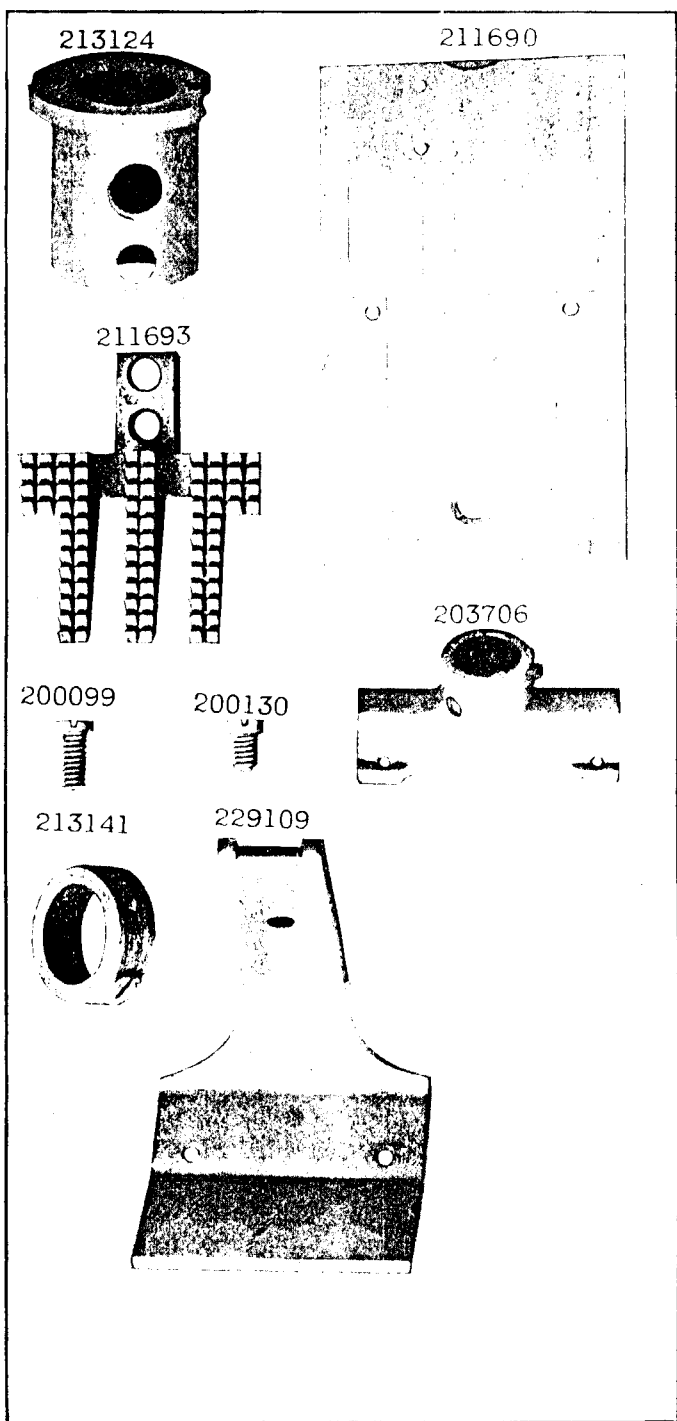


PLATE 12342-FULL SIZE

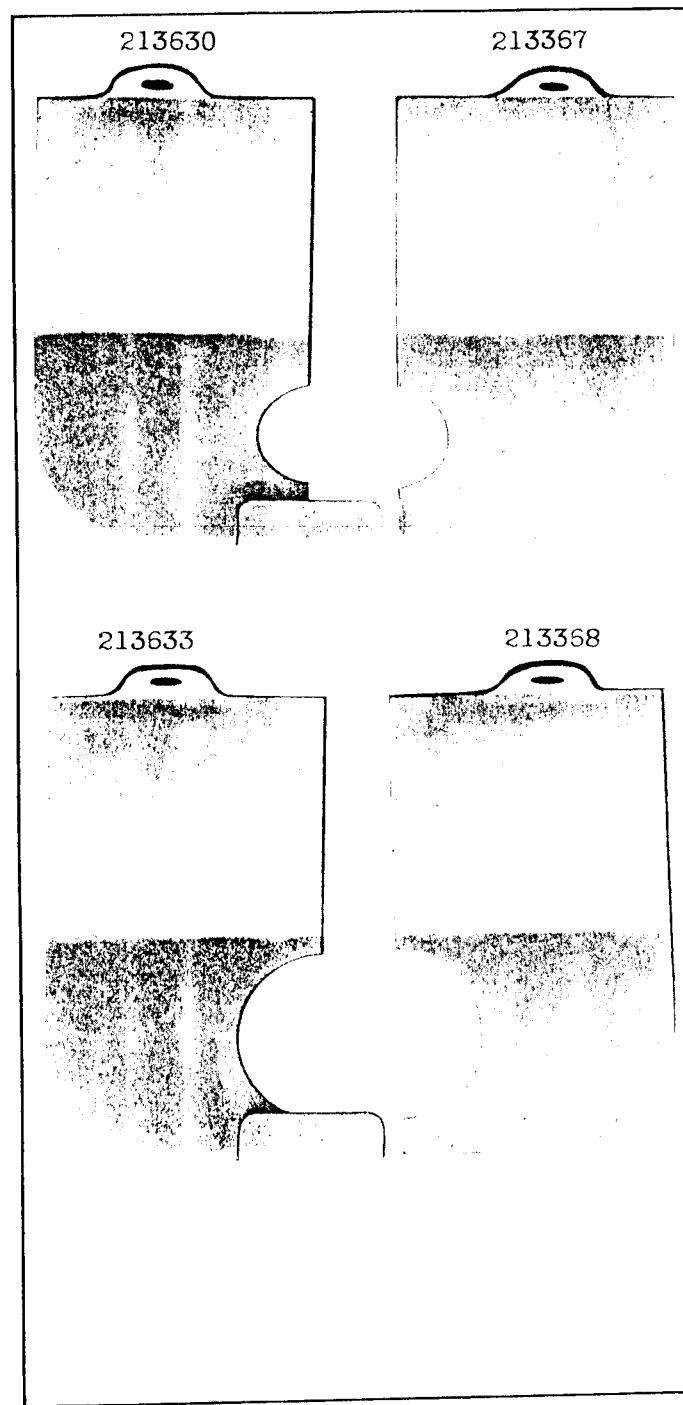


PLATE 12345—ONE-HALF SIZE

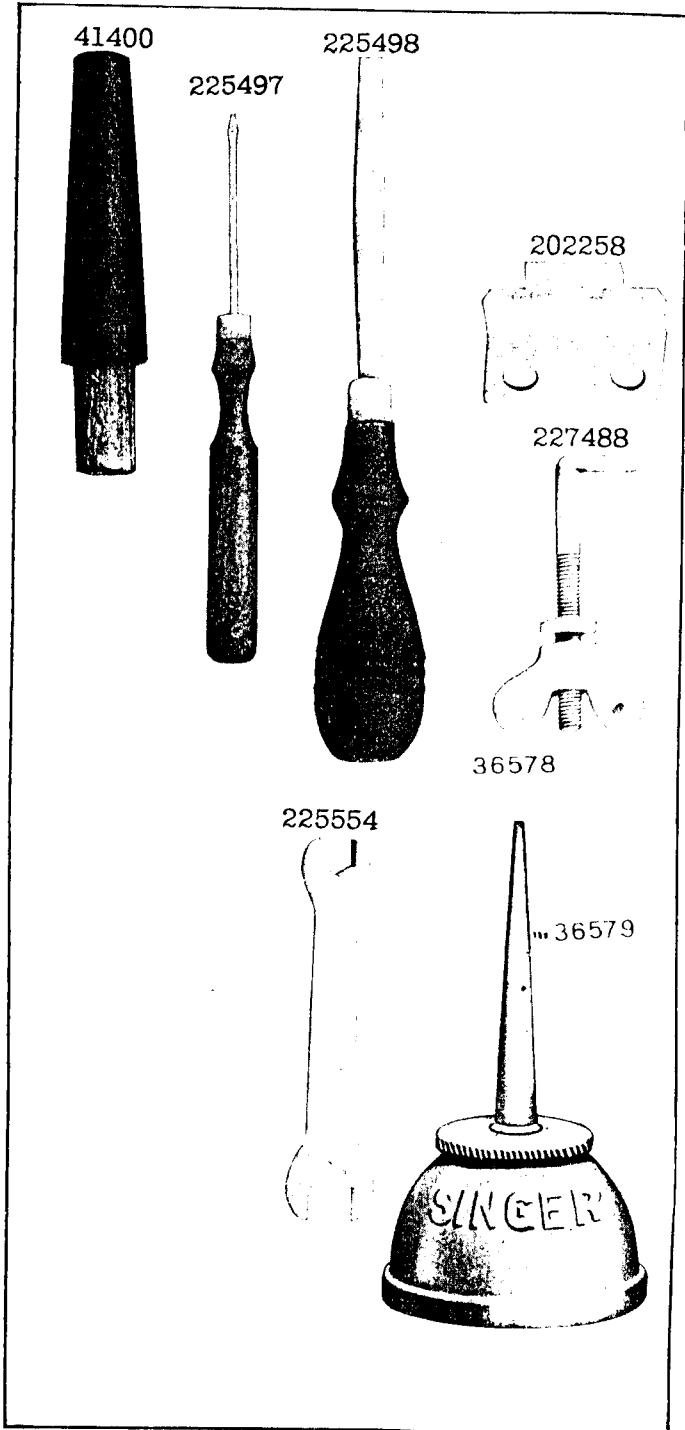


PLATE 12346—ONE-FOURTH SIZE

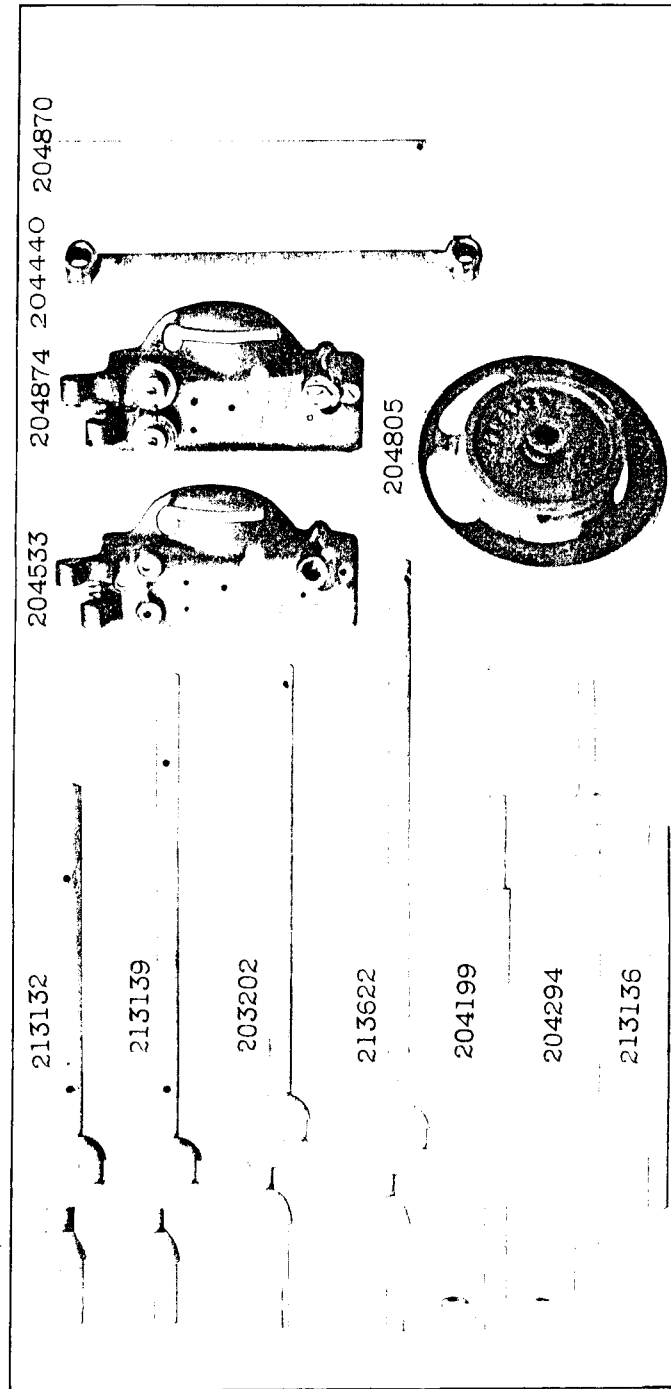


PLATE 12364—FULL SIZE




PLATE 12376—FULL SIZE

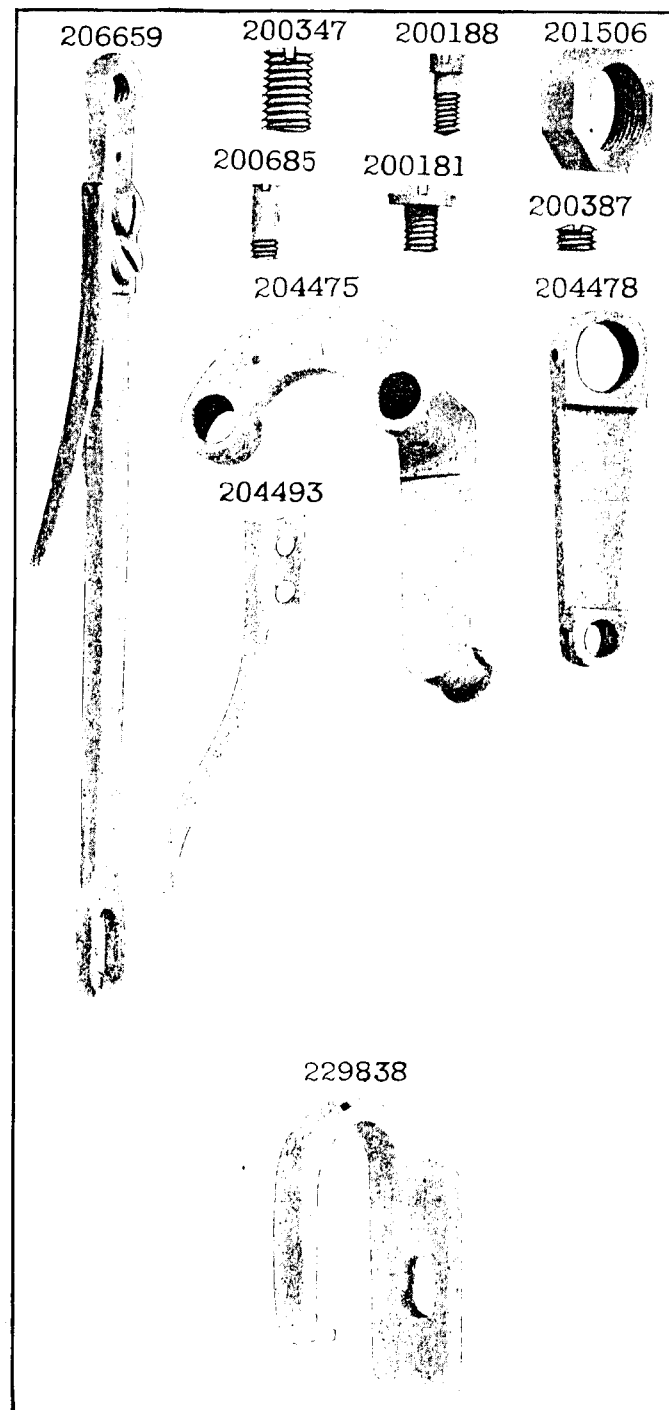


PLATE 12386-FULL SIZE

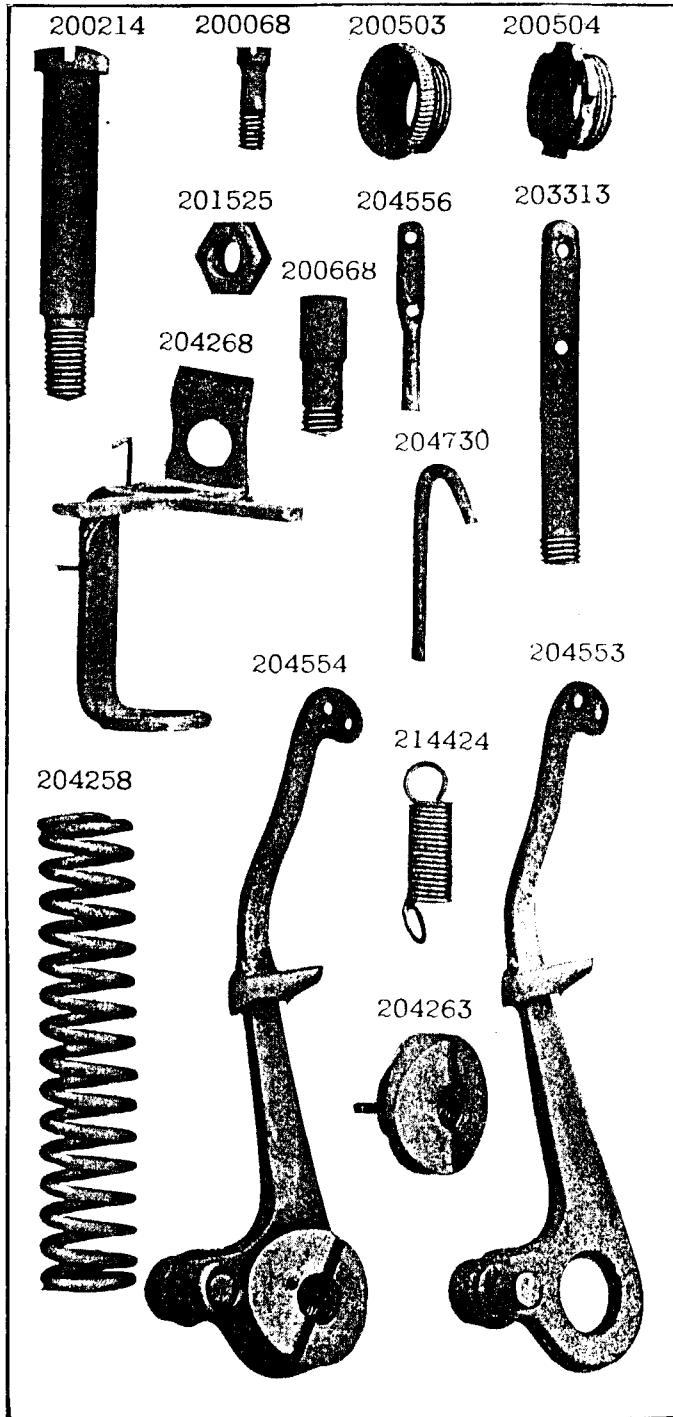


PLATE 13041-FULL SIZE


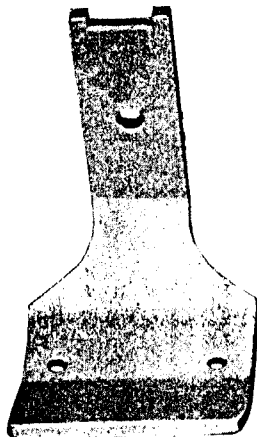


PLATE 13073-FULL SIZE

229108



229110

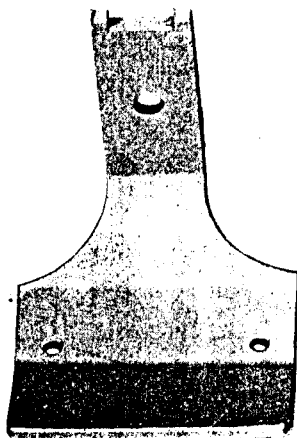


PLATE 13075-FULL SIZE

229117




PLATE 13080-FULL SIZE




PLATE 13081-FULL SIZE

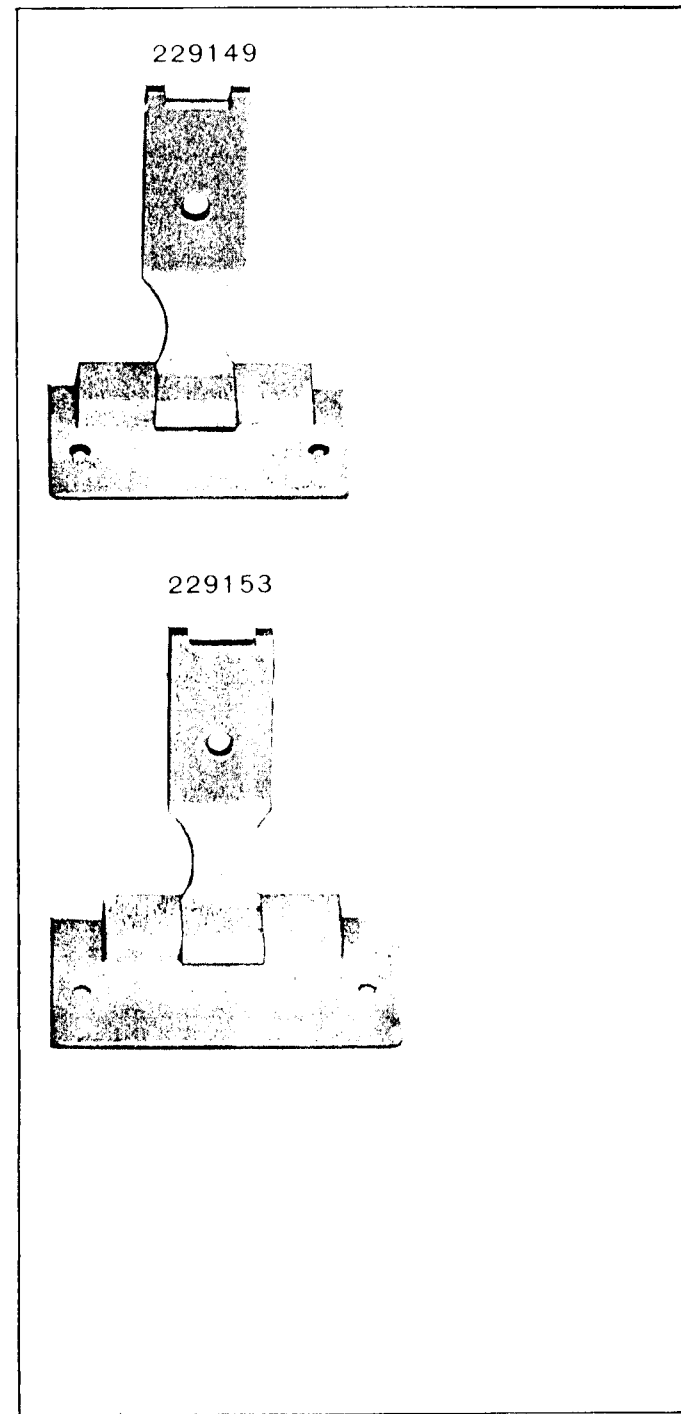


PLATE 13082—FULL SIZE

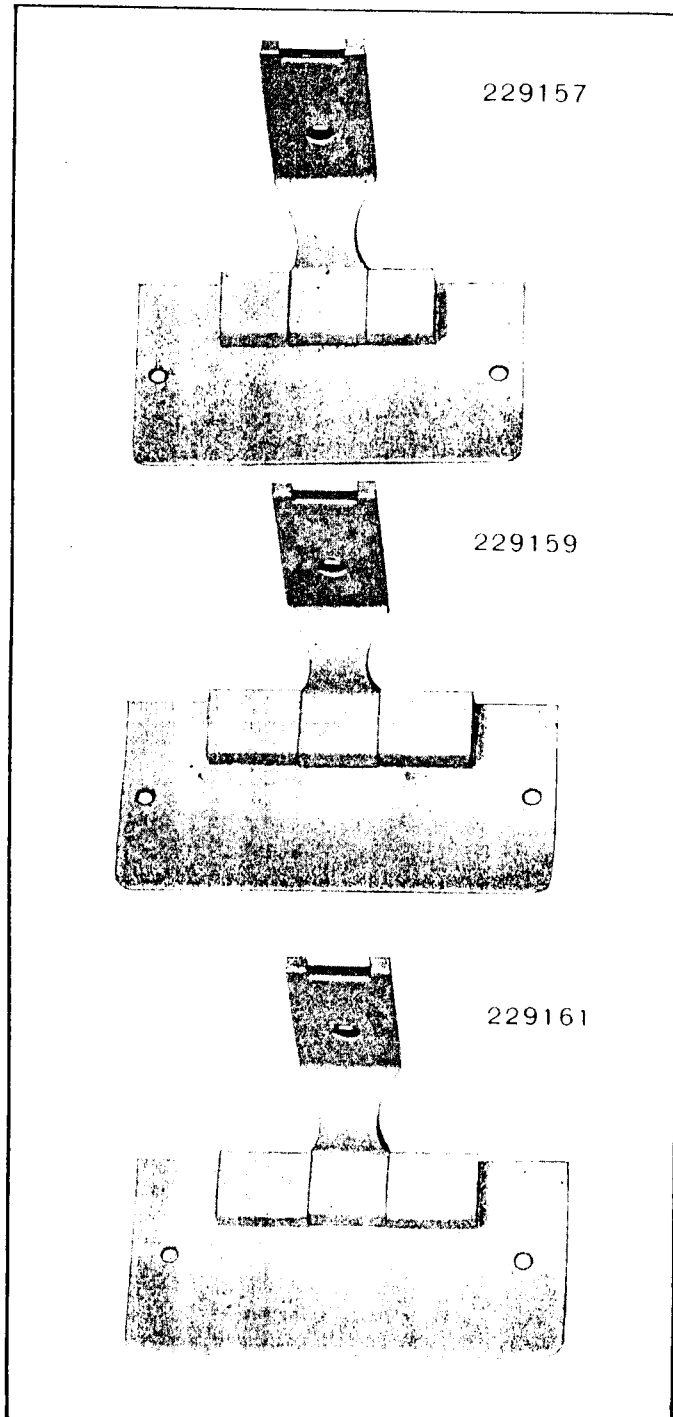


PLATE 14014—FULL SIZE

